

































































COMMUNITY HEALTHCARE NETWORK 403B

Screens Summary (Data as of 09-30-2022)

 Fund Removed from Approved List
  Fund on Watch List

Name	Ticker	Asset Class	Trailing Performance and Risk				Management			Style		Expense		ESG Metrics				
			1 Yr	3 Yr	5 Yr	10 Yr	Pass/ Fail	Std Dev 3 Yr %	Beta 3 Yr %	Tenure	Pass/ Fail	Style Box	Pass/ Fail	Exp Ratio	Pass/ Fail	Sustain. Rating <i>Updated</i>	Commit. Level <i>Updated</i>	Carbon Risk <i>Updated</i>
US Stock																		
American Funds Invmt Co of Amer R6 <i>percentile rank</i> <i># of funds in category</i>	RICGX	Large Blend	-16.96 60 1,376	6.32 67 1,250	6.41 84 1,131	10.19 65 828		18.78	0.92	30.60				0.27		2	–	Low Risk
Vanguard 500 Index Admiral <i>percentile rank</i> <i># of funds in category</i>	VFIAX	Large Blend Index	-15.51 42 1,376	8.12 23 1,250	9.20 20 1,131	11.66 13 828		20.30	1.00	6.43				0.04		3	1-Low	Low Risk
Vanguard Growth Index Admiral <i>percentile rank</i> <i># of funds in category</i>	VIGAX	Large Growth	-25.86 51 1,256	9.49 22 1,146	10.97 21 1,067	12.69 21 795		23.92	1.03	27.77				0.05		4	1-Low	Low Risk
Vanguard Value Index Adm <i>percentile rank</i> <i># of funds in category</i>	VVIAX	Large Value	-6.64 24 1,220	6.15 33 1,158	7.06 26 1,099	10.48 12 804		19.12	0.93	27.77				0.05		2	1-Low	Medium Risk
Vanguard Mid-Cap Growth Index Admiral <i>percentile rank</i> <i># of funds in category</i>	VMGMX	Mid-Cap Growth	-27.45 42 585	5.44 43 535	7.68 44 494	10.52 40 382		24.28	1.00	9.61				0.07		4	1-Low	Low Risk
Vanguard Mid-Cap Value Index Admiral <i>percentile rank</i> <i># of funds in category</i>	VMVAX	Mid-Cap Value	-11.10 51 407	4.86 54 393	5.23 35 366	10.10 12 272		22.98	0.96	16.13				0.07		4	1-Low	Medium Risk
Vanguard Small Cap Growth Index Admiral <i>percentile rank</i> <i># of funds in category</i>	VSGAX	Small Growth	-30.09 58 620	2.81 77 585	5.65 59 542	9.15 62 409		25.27	0.96	17.76				0.07		4	1-Low	Low Risk
Vanguard Small Cap Value Index Admiral <i>percentile rank</i> <i># of funds in category</i>	VSIAX	Small Value	-13.56 41 473	5.69 47 445	4.42 27 419	9.46 13 318		25.64	0.96	6.43				0.07		4	1-Low	Medium Risk
Non-US Stock																		
American Funds New World R6 <i>percentile rank</i> <i># of funds in category</i>	RNWGX	Diversified Emerging Mkts	-28.75 53 808	0.73 18 726	2.20 4 644	4.56 3 373		19.53	0.93	23.30				0.57		3	1-Low	Low Risk
Vanguard Developed Markets Index Admiral <i>percentile rank</i> <i># of funds in category</i>	VTMGX	Foreign Large Blend Index	-25.53 48 755	-1.26 35 706	-0.63 36 617	4.04 20 425		19.95	1.06	9.61				0.07		2	1-Low	Low Risk
Vanguard International Growth Adm <i>percentile rank</i> <i># of funds in category</i>	VWILX	Foreign Large Growth	-40.24 89 449	3.65 5 390	3.12 10 350	7.27 4 227		23.42	1.04	12.76				0.32		3	–	Low Risk
Vanguard International Value Inv <i>percentile rank</i> <i># of funds in category</i>	VTRIX	Foreign Large Value	-22.20 59 343	-0.78 31 316	-0.62 14 294	3.62 16 177		20.65	1.04	12.35				0.36		2	–	Medium Risk
American Funds New Perspective R6 <i>percentile rank</i> <i># of funds in category</i>	RNPGX	Global Stock	-26.83 36 367	6.07 15 308	6.92 18 272	9.85 14 179		21.64	1.09	21.84		–		0.41		2	2-Basic	Low Risk

COMMUNITY HEALTHCARE NETWORK 403B

Screens Summary (Data as of 09-30-2022)

🔴 Fund Removed from Approved List 🟡 Fund on Watch List

Name	Ticker	Asset Class	Trailing Performance and Risk				Management			Style		Expense			ESG Metrics			
			1 Yr	3 Yr	5 Yr	10 Yr	Pass/ Fail	Std Dev 3 Yr %	Beta 3 Yr %	Tenure	Pass/ Fail	Style Box	Pass/ Fail	Exp Ratio	Sustain. Rating	Commit. Level	Carbon Risk	
Alternative																		
PIMCO Commodity Real Return Strat I2	PCRPX	Commodities Broad Basket	4.77	14.46	7.52	-2.44	✔	22.47	1.17	3.92	✔	—	—	0.86	✔	3	—	—
<i>percentile rank</i>			96	37	40	72												
<i># of funds in category</i>			115	109	92	66									08-31-2022	—	—	
Vanguard Real Estate Index Admiral	VGSLX	Real Estate	-18.71	-1.59	3.09	6.24	✔	22.30	0.96	26.40	✔	—	✔	0.12	✔	3	1-Low	Low Risk
<i>percentile rank</i>			70	52	54	35												
<i># of funds in category</i>			256	237	209	152									08-31-2022	02-15-2022	06-30-2022	
Fixed Income																		
PIMCO International Bond (USD-Hdg) I-2	PFBPX	Global Bond	-11.02	-2.58	0.65	2.61	✔	4.66	0.68	8.02	✔	—	—	0.61	✔	2	—	—
<i>percentile rank</i>			16	19	4	2												
<i># of funds in category</i>			131	112	95	58									04-30-2022	—	—	
Eaton Vance Income Fund of Boston I	EIBIX	High Yield Bond	-10.87	0.12	1.71	3.86	✔	10.14	0.91	7.91	✔	—	—	0.75	✔	—	—	—
<i>percentile rank</i>			22	28	25	16												
<i># of funds in category</i>			685	637	582	403												
American Century Inflation Adjs Bond R5	AIANX	Inflation-Protected Bond	-11.84	0.65	1.64	0.70	✔	7.08	1.02	20.85	✔	—	—	0.26	✔	—	—	—
<i>percentile rank</i>			63	58	66	60												
<i># of funds in category</i>			210	199	190	128												
Baird Aggregate Bond Inst	BAGIX	Intermediate-Term Bond	-15.26	-3.07	-0.09	1.36	✔	5.71	1.04	22.02	✔	📊	—	0.30	✔	3	1-Low	—
<i>percentile rank</i>			64	33	24	10												
<i># of funds in category</i>			448	404	366	272									08-31-2022	02-15-2022	—	
PIMCO Income I2	PONPX	Multisector Bond	-10.79	-0.36	1.13	3.95	✔	7.14	0.95	15.52	✔	—	—	0.61	✔	—	—	—
<i>percentile rank</i>			32	23	26	1												
<i># of funds in category</i>			345	289	255	152												
Federated Hermes Govt Ultrashort IS	FGUSX	Ultrashort Bond	-0.40	0.48	1.06	0.70	✖	0.55	0.07	25.24	✔	—	—	0.26	✔	—	—	—
<i>percentile rank</i>			30	48	61	64												
<i># of funds in category</i>			237	216	178	99												
Balanced																		
Vanguard LifeStrategy Cnsvr Gr Inv	VSCGX	Target Risk	-16.75	-0.25	2.05	4.07	✔	9.85	1.00	0.59	✖	—	✔	0.12	✔	3	1-Low	—
<i>percentile rank</i>			83	62	38	30												
<i># of funds in category</i>			465	429	401	290									08-31-2022	02-15-2022	—	
Vanguard LifeStrategy Growth Inv	VASGX	Target Risk	-19.55	2.69	3.95	6.93	✔	16.32	1.01	0.59	✖	—	✔	0.14	✔	3	1-Low	Low Risk
<i>percentile rank</i>			73	55	43	34												
<i># of funds in category</i>			332	309	286	226									08-31-2022	02-15-2022	06-30-2022	
Vanguard LifeStrategy Income Inv	VASIX	Target Risk	-15.38	-1.88	0.95	2.53	✔	6.98	0.98	0.59	✖	—	✔	0.11	✔	3	1-Low	—
<i>percentile rank</i>			75	85	60	42												
<i># of funds in category</i>			143	132	128	89									08-31-2022	02-15-2022	—	
Vanguard LifeStrategy Moderate Gr Inv	VSMGX	Target Risk	-18.16	1.24	3.02	5.52	✔	13.03	0.98	0.59	✖	—	✔	0.13	✔	3	1-Low	Low Risk
<i>percentile rank</i>			82	77	62	54												
<i># of funds in category</i>			766	708	658	487									08-31-2022	02-15-2022	06-30-2022	