

LANETERRALEVER 401K PLAN

Screens Summary (Data as of 09-30-2022)

🚫 Fund Removed from Approved List ⚠️ Fund on Watch List

Name	Ticker	Asset Class	Trailing Performance and Risk				Management			Style		Expense		ESG Metrics				
			1 Yr	3 Yr	5 Yr	10 Yr	Pass/ Fail	Std Dev 3 Yr %	Beta 3 Yr %	Tenure	Pass/ Fail	Style Box	Pass/ Fail	Exp Ratio	Sustain. Rating	Commit. Level	Carbon Risk	
US Stock																		
American Funds Invmt Co of Amer R6	RICGX	Large Blend	-16.96	6.32	6.41	10.19	✓	18.78	0.92	30.60	✓	🇺🇸	✓	0.27	✓	2	-	Low Risk
percentile rank			60	67	84	65												
# of funds in category			1,376	1,250	1,131	828												

Vanguard 500 Index Admiral	VFIAX	Large Blend Index	-15.51	8.12	9.20	11.66	✓	20.30	1.00	6.43	✓	🇺🇸	✓	0.04	✓	3	1-Low	Low Risk
percentile rank			42	23	20	13												
# of funds in category			1,376	1,250	1,131	828												

JPMorgan Large Cap Growth R6	JLGMX	Large Growth	-21.86	13.74	15.24	14.82	✓	23.26	0.98	18.17	✓	🇺🇸	✓	0.44	✓	3	2-Basic	Low Risk
percentile rank			30	2	1	3												
# of funds in category			1,256	1,146	1,067	795												

American Funds Washington Mutual R6	RWMGX	Large Value	-8.29	7.11	8.30	11.03	✓	18.40	0.88	25.27	✓	🇺🇸	✖️	0.26	✓	2	1-Low	Low Risk
percentile rank			5	56	49	41												
# of funds in category			1,376	1,250	1,131	828												

Neuberger Berman Mid Cap Growth Inst	NBMLX	Mid-Cap Growth	-28.51	5.49	8.15	10.15	✓	24.06	0.98	19.68	✓	🇺🇸	✓	0.67	✓	3	-	Low Risk
percentile rank			50	41	34	47												
# of funds in category			585	535	494	382												

American Century Mid Cap Value I	AVUAX	Mid-Cap Value	-6.81	5.23	5.17	10.12	✓	20.19	0.83	18.51	✓	🇺🇸	✓	0.77	✓	4	1-Low	Medium Risk
percentile rank			11	47	37	11												
# of funds in category			407	393	366	272												

🚫 Carillon Eagle Small Cap Growth I	HSIIX	Small Growth	-30.44	3.23	3.42	8.04	✓	25.18	0.95	29.42	✓	🇺🇸	✓	0.77	✓	3	-	Medium Risk
percentile rank			61	71	86	84												
# of funds in category			620	585	542	409												

Delaware Small Cap Value Instl	DEVIX	Small Value	-13.92	4.21	2.99	8.14	✓	26.65	0.98	10.25	✓	🇺🇸	✓	0.86	✓	3	-	Medium Risk
percentile rank			43	76	53	43												
# of funds in category			473	445	419	318												

Non-US Stock																		
American Funds New World R6	RNWGX	Diversified Emerging Mkts	-28.75	0.73	2.20	4.56	✓	19.53	0.93	23.30	✓	🇺🇸	✓	0.57	✓	3	1-Low	Low Risk
percentile rank			53	18	4	3												
# of funds in category			808	726	644	373												

Vanguard Developed Markets Index Admiral	VTMGX	Foreign Large Blend Index	-25.53	-1.26	-0.63	4.04	✓	19.95	1.06	9.61	✓	🇺🇸	✓	0.07	✓	2	1-Low	Low Risk
percentile rank			48	35	36	20												
# of funds in category			755	706	617	425												

Invesco Oppenheimer International Gr Y	OIGYX	Foreign Large Growth	-34.42	-0.98	-1.42	3.68	✓	21.46	1.04	26.53	✓	🇺🇸	✓	0.85	✓	3	-	Low Risk
percentile rank			65	50	80	69												
# of funds in category			449	390	350	227												

Vanguard International Value Inv	VTRIX	Foreign Large Value	-22.20	-0.78	-0.62	3.62	✓	20.65	1.04	12.35	✓	🇺🇸	✓	0.36	✓	2	-	Medium Risk
percentile rank			59	31	14	16												
# of funds in category			343	316	294	177												

American Funds Capital World Gr&Inc R6	RWIGX	Global Stock	-21.99	2.22	3.06	7.04	✓	18.62	0.95	16.67	✓	—	✓	0.42	✓	2	1-Low	Low Risk
percentile rank			72	66	72	52												
# of funds in category			347	306	273	169												

LANETERRALEVER 401K PLAN

Screens Summary (Data as of 09-30-2022)





























🔴 Fund Removed from Approved List 🟡 Fund on Watch List

Name	Ticker	Asset Class	Trailing Performance and Risk				Management			Style			Expense		ESG Metrics			
			1 Yr	3 Yr	5 Yr	10 Yr	Pass/ Fail	Std Dev 3 Yr %	Beta 3 Yr %	Tenure	Pass/ Fail	Style Box	Pass/ Fail	Exp Ratio	Pass/ Fail	Sustain. Rating Updated	Commit. Level Updated	Carbon Risk Updated
Alternative																		
PIMCO Commodity Real Return Strat I2	PCRPX	Commodities Broad Basket	4.77	14.46	7.52	-2.44	✔	22.47	1.17	3.92	✔	—	—	0.86	✔	3	—	—
<i>percentile rank</i>			96	37	40	72												
<i># of funds in category</i>			115	109	92	66									08-31-2022	—	—	
Vanguard Real Estate Index Admiral	VGSLX	Real Estate	-18.71	-1.59	3.09	6.24	✔	22.30	0.96	26.40	✔	—	✔	0.12	✔	3	1-Low	Low Risk
<i>percentile rank</i>			70	52	54	35												
<i># of funds in category</i>			256	237	209	152									08-31-2022	02-15-2022	06-30-2022	
Fixed Income																		
PIMCO International Bond (USD-Hdg) I-2	PFBPX	Global Bond	-11.02	-2.58	0.65	2.61	✔	4.66	0.68	8.02	✔	—	—	0.61	✔	2	—	—
<i>percentile rank</i>			16	19	4	2												
<i># of funds in category</i>			131	112	95	58									04-30-2022	—	—	
Eaton Vance Income Fund of Boston I	EIBIX	High Yield Bond	-10.87	0.12	1.71	3.86	✔	10.14	0.91	7.91	✔	—	—	0.75	✔	—	—	—
<i>percentile rank</i>			22	28	25	16												
<i># of funds in category</i>			685	637	582	403												
BlackRock Inflation Protected Bond Instl	BPRIX	Inflation-Protected Bond	-11.67	1.18	1.98	0.84	✔	7.13	1.03	5.63	✔	—	—	0.35	✔	3	—	—
<i>percentile rank</i>			53	33	30	42												
<i># of funds in category</i>			210	199	190	128									08-31-2022	—	—	
Baird Aggregate Bond Inst	BAGIX	Intermediate-Term Bond	-15.26	-3.07	-0.09	1.36	✔	5.71	1.04	22.02	✔	📊	—	0.30	✔	3	1-Low	—
<i>percentile rank</i>			64	33	24	10												
<i># of funds in category</i>			448	404	366	272									08-31-2022	02-15-2022	—	
PIMCO Income I2	PONPX	Multisector Bond	-10.79	-0.36	1.13	3.95	✔	7.14	0.95	15.52	✔	—	—	0.61	✔	—	—	—
<i>percentile rank</i>			32	23	26	1												
<i># of funds in category</i>			345	289	255	152												
Federated Hermes Govt Ultrashort IS	FGUSX	Ultrashort Bond	-0.40	0.48	1.06	0.70	✖	0.55	0.07	25.24	✔	—	—	0.26	✔	—	—	—
<i>percentile rank</i>			30	48	61	64												
<i># of funds in category</i>			237	216	178	99												
Target Date																		
Vanguard Target Retirement 2020 Fund	VTWNX	Target Date	-15.83	1.17	2.91	5.46	✔	10.98	0.90	9.61	✔	—	✔	0.08	✔	3	1-Low	—
<i>percentile rank</i>			36	48	35	24												
<i># of funds in category</i>			157	147	120	57									08-31-2022	02-15-2022	—	
Vanguard Target Retirement 2025 Fund	VTVX	Target Date	-17.53	1.40	3.15	5.96	✔	12.78	0.96	9.61	✔	—	✔	0.08	✔	3	1-Low	Low Risk
<i>percentile rank</i>			58	46	34	21												
<i># of funds in category</i>			226	202	172	94									08-31-2022	02-15-2022	06-30-2022	
Vanguard Target Retirement 2030 Fund	VTHRX	Target Date	-18.42	1.82	3.43	6.46	✔	14.11	0.96	9.61	✔	—	✔	0.08	✔	3	1-Low	Low Risk
<i>percentile rank</i>			50	50	44	27												
<i># of funds in category</i>			226	202	170	97									08-31-2022	02-15-2022	06-30-2022	
Vanguard Target Retirement 2035 Fund	VTHX	Target Date	-18.87	2.39	3.78	6.99	✔	15.35	0.94	9.61	✔	—	✔	0.08	✔	3	1-Low	Low Risk
<i>percentile rank</i>			39	49	44	28												
<i># of funds in category</i>			219	195	169	91									08-31-2022	02-15-2022	06-30-2022	


LANETERRALEVER 401K PLAN

Screens Summary (Data as of 09-30-2022)

 Fund Removed from Approved List
  Fund on Watch List

Name	Ticker	Asset Class	Trailing Performance and Risk				Management			Style		Expense		ESG Metrics					
			1 Yr	3 Yr	5 Yr	10 Yr	Pass/ Fail	Std Dev 3 Yr %	Beta 3 Yr %	Tenure	Pass/ Fail	Style Box	Pass/ Fail	Exp Ratio	Pass/ Fail	Sustain. Rating	Commit. Level	Carbon Risk	
																	Updated	Updated	Updated
Vanguard Target Retirement 2040 Fund	VFORX	Target Date	-19.42	2.91	4.11	7.40		16.61	0.94	9.61		—		0.08		3	1-Low	Low Risk	
<i>percentile rank</i>			33	46	39	22													
<i># of funds in category</i>			220	196	170	97									08-31-2022	02-15-2022	06-30-2022		
Vanguard Target Retirement 2045 Fund	VTIVX	Target Date	-19.93	3.46	4.42	7.61		17.88	0.96	9.61		—		0.08		3	1-Low	Low Risk	
<i>percentile rank</i>			36	34	31	20													
<i># of funds in category</i>			219	195	169	90									08-31-2022	02-15-2022	06-30-2022		
Vanguard Target Retirement 2050 Fund	VFIX	Target Date	-20.18	3.41	4.39	7.60		18.01	0.95	9.61		—		0.08		3	1-Low	Low Risk	
<i>percentile rank</i>			38	35	33	20													
<i># of funds in category</i>			220	196	170	95									08-31-2022	02-15-2022	06-30-2022		
Vanguard Target Retirement 2055 Fund	VFFVX	Target Date	-20.17	3.40	4.38	7.58		18.02	0.95	9.61		—		0.08		3	1-Low	Low Risk	
<i>percentile rank</i>			37	35	38	26													
<i># of funds in category</i>			219	195	169	72									08-31-2022	02-15-2022	06-30-2022		
Vanguard Target Retirement 2060 Fund	VTTX	Target Date	-20.16	3.40	4.38	7.58		17.99	1.35	9.61		—		0.08		3	1-Low	Low Risk	
<i>percentile rank</i>			37	42	41	1													
<i># of funds in category</i>			218	186	150	1									08-31-2022	02-15-2022	06-30-2022		
Vanguard Target Retirement 2065 Fund	VLXVX	Target Date	-20.10	3.38	4.36	—		18.01	1.36	5.22		—		0.08		3	1-Low	Low Risk	
<i>percentile rank</i>			24	55	68	—													
<i># of funds in category</i>			161	37	8	—									08-31-2022	02-15-2022	06-30-2022		
Vanguard Target Retirement Income Fund	VTINX	Target Date	-14.19	-0.02	1.96	3.31		8.10	0.87	9.61		—		0.08		3	1-Low	—	
<i>percentile rank</i>			49	31	27	36													
<i># of funds in category</i>			162	146	123	81									08-31-2022	02-15-2022	—		

Balanced

BlackRock Global Allocation Instl	MALOX	Global Allocation	-18.85	2.76	2.70	4.51		13.84	1.00	5.75				0.84		3	—	Medium Risk
<i>percentile rank</i>			66	18	20	21												
<i># of funds in category</i>			426	409	368	263									07-31-2022	—	06-30-2022	