

STAFFORD NEAL AND SOULE SC PROFIT

Screens Summary (Data as of 09-30-2022)

🚫 Fund Removed from Approved List ⚠️ Fund on Watch List

Name	Ticker	Asset Class	Trailing Performance and Risk				Management			Style		Expense		ESG Metrics				
			1 Yr	3 Yr	5 Yr	10 Yr	Pass/ Fail	Std Dev 3 Yr %	Beta 3 Yr %	Tenure	Pass/ Fail	Style Box	Pass/ Fail	Exp Ratio	Sustain. Rating Updated	Commit. Level Updated	Carbon Risk Updated	
US Stock																		
JPMorgan US Equity R6	JUEMX	Large Blend	-14.25	11.29	10.68	12.69	✔️	20.57	1.01	8.12	✔️	🇺🇸	✖️	0.44	✔️	3	2-Basic	Low Risk
<i>percentile rank</i>			31	2	2	1												
<i># of funds in category</i>			1,376	1,250	1,131	828									08-31-2022	03-11-2022	06-30-2022	
Vanguard 500 Index Admiral	VFIAX	Large Blend Index	-15.51	8.12	9.20	11.66	✔️	20.30	1.00	6.43	✔️	🇺🇸	✔️	0.04	✔️	3	1-Low	Low Risk
<i>percentile rank</i>			42	23	20	13												
<i># of funds in category</i>			1,376	1,250	1,131	828									08-31-2022	02-15-2022	06-30-2022	
Fidelity® Contrafund®	FCNTX	Large Growth	-25.24	7.89	9.10	11.79	✔️	21.47	0.92	32.06	✔️	🇺🇸	✔️	0.81	✔️	2	1-Low	Low Risk
<i>percentile rank</i>			49	41	51	42												
<i># of funds in category</i>			1,256	1,146	1,067	795									08-31-2022	02-15-2022	06-30-2022	
American Funds Washington Mutual R6	RWMGX	Large Value	-8.29	7.11	8.30	11.03	✔️	18.40	0.88	25.27	✔️	🇺🇸	✖️	0.26	✔️	2	1-Low	Low Risk
<i>percentile rank</i>			5	56	49	41												
<i># of funds in category</i>			1,376	1,250	1,131	828									08-31-2022	02-15-2022	06-30-2022	
Baron Growth Instl	BGRIX	Mid-Cap Growth	-26.12	6.39	9.81	11.31	✔️	25.04	1.00	27.77	✔️	🇺🇸	✔️	1.03	✔️	4	–	Low Risk
<i>percentile rank</i>			31	27	13	22												
<i># of funds in category</i>			585	535	494	382									08-31-2022	–	06-30-2022	
American Century Mid Cap Value I	AVUAX	Mid-Cap Value	-6.81	5.23	5.17	10.12	✔️	20.19	0.83	18.51	✔️	🇺🇸	✔️	0.77	✔️	4	1-Low	Medium Risk
<i>percentile rank</i>			11	47	37	11												
<i># of funds in category</i>			407	393	366	272									08-31-2022	02-15-2022	06-30-2022	
Allspring Small Company Growth Inst	WSCGX	Small Growth	-23.21	6.38	6.70	10.13	✔️	24.99	0.93	27.90	✔️	🇺🇸	✔️	0.94	✔️	4	–	Low Risk
<i>percentile rank</i>			18	35	49	41												
<i># of funds in category</i>			620	585	542	409									08-31-2022	–	06-30-2022	
Delaware Small Cap Value Instl	DEVIX	Small Value	-13.92	4.21	2.99	8.14	✔️	26.65	0.98	10.25	✔️	🇺🇸	✔️	0.86	✔️	3	–	Medium Risk
<i>percentile rank</i>			43	76	53	43												
<i># of funds in category</i>			473	445	419	318									08-31-2022	–	06-30-2022	
Non-US Stock																		
Delaware Emerging Markets Instl	DEMIX	Diversified Emerging Mkts	-33.11	-2.64	-3.12	3.08	✔️	22.71	1.14	16.02	✔️	🇺🇸	✔️	1.23	✔️	2	–	Medium Risk
<i>percentile rank</i>			80	59	74	11												
<i># of funds in category</i>			808	726	644	373									08-31-2022	–	06-30-2022	
American Funds Intl Gr and Inc R6	RIGGX	Foreign Large Blend	-25.44	-1.79	-0.46	3.31	✔️	20.07	1.07	14.01	✔️	🇺🇸	✔️	0.54	✔️	2	1-Low	Low Risk
<i>percentile rank</i>			47	49	31	49												
<i># of funds in category</i>			755	706	617	425									08-31-2022	02-15-2022	06-30-2022	
Invesco Oppenheimer International Gr Y	OIGYX	Foreign Large Growth	-34.42	-0.98	-1.42	3.68	✔️	21.46	1.04	26.53	✔️	🇺🇸	✔️	0.85	✔️	3	–	Low Risk
<i>percentile rank</i>			65	50	80	69												
<i># of funds in category</i>			449	390	350	227									08-31-2022	–	06-30-2022	
Vanguard International Value Inv	VTRIX	Foreign Large Value	-22.20	-0.78	-0.62	3.62	✔️	20.65	1.04	12.35	✔️	🇺🇸	✔️	0.36	✔️	2	–	Medium Risk
<i>percentile rank</i>			59	31	14	16												
<i># of funds in category</i>			343	316	294	177									08-31-2022	–	06-30-2022	
American Funds New Perspective R6	RNPGX	Global Stock	-26.83	6.07	6.92	9.85	✔️	21.64	1.09	21.84	✔️	–	✔️	0.41	✔️	2	2-Basic	Low Risk
<i>percentile rank</i>			36	15	18	14												
<i># of funds in category</i>			367	308	272	179									08-31-2022	02-15-2022	06-30-2022	

©2022 Morningstar Investment Management LLC. All Rights Reserved. Morningstar Investment Management LLC is a registered investment adviser and subsidiary of Morningstar, Inc. The services are either performed by Morningstar Investment Management or an affiliate. The data shown represents past performance which is no guarantee of future performance. The Morningstar name and logo are registered marks of Morningstar, Inc. This report is not complete without the accompanying disclosure. Please visit https://fiduciaryservices.morningstar.com/Disclosures/Fiduciary_Services_Report_Disclosure.pdf to view these disclosures.



STAFFORD NEAL AND SOULE SC PROFIT

Screens Summary (Data as of 09-30-2022)





























🔴 Fund Removed from Approved List 🟡 Fund on Watch List

Name	Ticker	Asset Class	Trailing Performance and Risk				Management			Style			Expense			ESG Metrics			
			1 Yr	3 Yr	5 Yr	10 Yr	Pass/ Fail	Std Dev 3 Yr %	Beta 3 Yr %	Tenure	Pass/ Fail	Style Box	Pass/ Fail	Exp Ratio	Pass/ Fail	Sustain. Rating	Commit. Level	Carbon Risk	
																	Updated	Updated	Updated
Alternative																			
PIMCO Commodity Real Return Strat I2	PCRPX	Commodities Broad Basket	4.77	14.46	7.52	-2.44	✔️	22.47	1.17	3.92	✔️	—	—	0.86	✔️	3	—	—	
<i>percentile rank</i>			96	37	40	72													
<i># of funds in category</i>			115	109	92	66									08-31-2022	—	—		
American Century Real Estate I	REAIX	Real Estate	-15.44	-1.79	3.76	6.17	✔️	22.07	0.94	13.88	✔️	—	✔️	0.94	✔️	3	—	Low Risk	
<i>percentile rank</i>			10	55	35	39													
<i># of funds in category</i>			256	237	209	152									08-31-2022	—	06-30-2022		
Fixed Income																			
PIMCO International Bond (USD-Hdg) I-2	PFBPX	Global Bond	-11.02	-2.58	0.65	2.61	✔️	4.66	0.68	8.02	✔️	—	—	0.61	✔️	2	—	—	
<i>percentile rank</i>			16	19	4	2													
<i># of funds in category</i>			131	112	95	58									04-30-2022	—	—		
BlackRock High Yield Bond Instl	BHYIX	High Yield Bond	-13.18	-0.32	1.73	4.13	✔️	11.30	1.01	14.76	✔️	—	—	0.58	✔️	—	2-Basic	—	
<i>percentile rank</i>			42	36	24	11													
<i># of funds in category</i>			685	637	582	403									—	02-15-2022	—		
BlackRock Inflation Protected Bond Instl	BPRIX	Inflation-Protected Bond	-11.67	1.18	1.98	0.84	✔️	7.13	1.03	5.63	✔️	—	—	0.35	✔️	3	—	—	
<i>percentile rank</i>			53	33	30	42													
<i># of funds in category</i>			210	199	190	128									08-31-2022	—	—		
Baird Aggregate Bond Inst	BAGIX	Intermediate-Term Bond	-15.26	-3.07	-0.09	1.36	✔️	5.71	1.04	22.02	✔️	📊	—	0.30	✔️	3	1-Low	—	
<i>percentile rank</i>			64	33	24	10													
<i># of funds in category</i>			448	404	366	272									08-31-2022	02-15-2022	—		
PIMCO Income I2	PONPX	Multisector Bond	-10.79	-0.36	1.13	3.95	✔️	7.14	0.95	15.52	✔️	—	—	0.61	✔️	—	—	—	
<i>percentile rank</i>			32	23	26	1													
<i># of funds in category</i>			345	289	255	152									—	—	—		
PIMCO Short-Term I2	PTSPX	Ultrashort Bond	-1.42	0.62	1.20	1.36	✔️	2.42	0.12	11.75	✔️	—	—	0.55	✔️	2	—	—	
<i>percentile rank</i>			56	33	40	11													
<i># of funds in category</i>			237	216	178	99									08-31-2022	—	—		
Target Date																			
T. Rowe Price Retirement I 2010 I	TRPAX	Target Date	-15.93	1.42	2.85	—	✔️	11.12	1.09	7.01	✔️	—	✔️	0.34	✔️	2	1-Low	—	
<i>percentile rank</i>			90	6	6	—													
<i># of funds in category</i>			128	113	82	50									08-31-2022	02-15-2022	—		
T. Rowe Price Retirement I 2015 I	TRFGX	Target Date	-16.26	1.84	3.18	—	✔️	11.89	1.06	7.01	✔️	—	✔️	0.36	✔️	2	1-Low	—	
<i>percentile rank</i>			66	5	1	—													
<i># of funds in category</i>			124	114	89	43									08-31-2022	02-15-2022	—		
T. Rowe Price Retirement I 2020 I	TRBRX	Target Date	-16.66	2.23	3.56	—	✔️	12.89	1.04	7.01	✔️	—	✔️	0.37	✔️	2	1-Low	—	
<i>percentile rank</i>			56	3	1	—													
<i># of funds in category</i>			157	147	120	57									08-31-2022	02-15-2022	—		
T. Rowe Price Retirement I 2025 I	TRPHX	Target Date	-17.65	2.74	3.94	—	✔️	14.21	1.05	7.01	✔️	—	✔️	0.39	✔️	3	1-Low	Low Risk	
<i>percentile rank</i>			63	3	3	—													
<i># of funds in category</i>			226	202	172	94									08-31-2022	02-15-2022	12-31-2021		





STAFFORD NEAL AND SOULE SC PROFIT

Screens Summary (Data as of 09-30-2022)

 Fund Removed from Approved List
  Fund on Watch List

Name	Ticker	Asset Class	Trailing Performance and Risk							Management Style			Expense		ESG Metrics			
			1 Yr	3 Yr	5 Yr	10 Yr	Pass/ Fail	Std Dev 3 Yr %	Beta 3 Yr %	Tenure	Pass/ Fail	Style Box	Pass/ Fail	Exp Ratio	Pass/ Fail	Sustain. Rating	Commit. Level	Carbon Risk
															Updated	Updated	Updated	
T. Rowe Price Retirement I 2030 I	TRPCX	Target Date	-19.10	3.00	4.19	-		15.66	1.06	7.01		—		0.41		3	1-Low	Low Risk
<i>percentile rank</i>			74	5	7	-												
<i># of funds in category</i>			226	202	170	97									08-31-2022	02-15-2022	06-30-2022	
T. Rowe Price Retirement I 2035 I	TRPJX	Target Date	-20.46	3.22	4.37	-		16.88	1.03	7.01		—		0.42		3	1-Low	Low Risk
<i>percentile rank</i>			81	15	11	-												
<i># of funds in category</i>			219	195	169	91									08-31-2022	02-15-2022	06-30-2022	
T. Rowe Price Retirement I 2040 I	TRPDX	Target Date	-21.49	3.51	4.57	-		17.95	1.01	7.01		—		0.43		3	1-Low	Low Risk
<i>percentile rank</i>			86	19	13	-												
<i># of funds in category</i>			220	196	170	97									08-31-2022	02-15-2022	06-30-2022	
T. Rowe Price Retirement I 2045 I	TRPKX	Target Date	-21.88	3.77	4.73	-		18.56	1.00	7.01		—		0.44		3	1-Low	Low Risk
<i>percentile rank</i>			82	16	15	-												
<i># of funds in category</i>			219	195	169	90									08-31-2022	02-15-2022	06-30-2022	
T. Rowe Price Retirement I 2050 I	TRPMX	Target Date	-22.06	3.73	4.70	-		18.65	0.99	7.01		—		0.45		3	1-Low	Low Risk
<i>percentile rank</i>			80	18	15	-												
<i># of funds in category</i>			220	196	170	95									08-31-2022	02-15-2022	06-30-2022	
T. Rowe Price Retirement I 2055 I	TRPNX	Target Date	-22.15	3.68	4.69	-		18.67	0.98	7.01		—		0.46		3	1-Low	Low Risk
<i>percentile rank</i>			83	23	13	-												
<i># of funds in category</i>			219	195	169	72									08-31-2022	02-15-2022	06-30-2022	
T. Rowe Price Retirement I 2060 I	TRPLX	Target Date	-22.08	3.71	4.69	-		18.67	1.40	7.01		—		0.46		3	1-Low	Low Risk
<i>percentile rank</i>			77	27	14	-												
<i># of funds in category</i>			218	186	150	1									08-31-2022	02-15-2022	06-30-2022	

Balanced

American Funds Capital Income Bldr R6	RIRGX	Global Allocation	-10.77	1.81	2.39	5.07		13.28	0.91	30.77				0.26		3	—	Low Risk
<i>percentile rank</i>			19	30	26	10												
<i># of funds in category</i>			426	409	368	263									08-31-2022	—	06-30-2022	