

















## TFG 401K SAVINGS PLAN

## Screens Summary (Data as of 09-30-2022)

 Fund Removed from Approved List
  Fund on Watch List

Name	Ticker	Asset Class	Trailing Performance and Risk				Management			Style		Expense		ESG Metrics				
			1 Yr	3 Yr	5 Yr	10 Yr	Pass/ Fail	Std Dev 3 Yr %	Beta 3 Yr %	Tenure	Pass/ Fail	Style Box	Pass/ Fail	Exp Ratio	Pass/ Fail	Sustain. Rating	Commit. Level	Carbon Risk
															Updated	Updated	Updated	
Western Asset Core Bond IS	WACSX	Intermediate-Term Bond	-18.86	-4.30	-0.75	1.20		6.85	1.23	15.76			—	0.43		3	—	—
<i>percentile rank</i>			<i>99</i>	<i>95</i>	<i>79</i>	<i>18</i>												
<i># of funds in category</i>			<i>448</i>	<i>404</i>	<i>366</i>	<i>272</i>									08-31-2022	—	—	
PIMCO Income Instl	PIMIX	Multisector Bond	-10.70	-0.26	1.24	4.05		7.14	0.95	15.52		—	—	0.51		—	—	—
<i>percentile rank</i>			<i>30</i>	<i>21</i>	<i>23</i>	<i>1</i>												
<i># of funds in category</i>			<i>345</i>	<i>289</i>	<i>255</i>	<i>152</i>												
Lincoln Stable Value Account -LNGPA		Stable Value	—	—	—	—	—	—	39.44		—	—	—	—	—	—	—	
<i>percentile rank</i>			—	—	—	—												
<i># of funds in category</i>			<i>40</i>	—	—	—												
Federated Hermes Govt Ultrashort R6	FGULX	Ultrashort Bond	-0.38	0.50	1.08	—		0.56	0.07	25.24		—	—	0.24		—	—	—
<i>percentile rank</i>			<i>30</i>	<i>46</i>	<i>61</i>	—												
<i># of funds in category</i>			<i>237</i>	<i>216</i>	<i>178</i>	<i>99</i>												

## Balanced

American Funds American Balanced R6	RLBGX	Moderate Allocation	-13.13	3.72	5.14	7.89		12.60	0.94	23.76		—		0.25		3	1-Low	Low Risk
<i>percentile rank</i>			<i>27</i>	<i>25</i>	<i>22</i>	<i>6</i>												
<i># of funds in category</i>			<i>766</i>	<i>708</i>	<i>658</i>	<i>487</i>									08-31-2022	02-15-2022	06-30-2022	