

# American Funds American Balanced R6 RLBGX

**Morningstar Category**  
Moderate Allocation

**Morningstar Index**  
Morningstar US Mod Tgt Alloc NR USD

## Portfolio Manager(s)

Hilda Applbaum since 01-1999  
 Alan Berro since 03-2006  
 Jeffrey Lager since 03-2011  
 Paul Benjamin since 07-2014  
 Anne-Marie Peterson since 10-2015  
 Alan Wilson since 01-2016  
 John Queen since 07-2016  
 Pramod Atluri since 03-2018  
 Mark Casey since 10-2019  
 Ritchie Tuazon since 10-2020  
 Chit Purani since 03-2023  
 Jin Lee since 03-2023

## Quantitative Screens

✔ **Performance:** The fund has finished in the Moderate Allocation category's top three quartiles in 10 of the 10 years it's been in existence.

✔ **Management:** The fund's management has been in place for 24.76 years.

✔ **Style:** The fund has landed in its primary style box — Large Blend — 100 % of the time over the past three years.

✔ **Net Expense:** The fund's expense ratio of 0.25 is 75% lower than the Moderate Allocation category average.

## Morningstar Investment Management LLC Analysis

This fund passes all of Morningstar Investment Management's quantitative screens. Morningstar Investment Management has also assessed the fund from a qualitative perspective and, as a fiduciary, is comfortable recommending the fund's use in retirement plans.

## ESG Metrics

Metric	Rating	Updated
Sustainability Rating	2	08-31-2023
Carbon Risk Score	Low Risk	12-31-2022
ESG Commitment	1-Low	02-15-2022

## Growth of \$10,000



## Trailing Performance



## Net Expense



Peer group is a subset of the category and includes funds with the same management style (active vs. passive) and similar share class characteristics.

## 3-Year Risk Metrics

	Fund	Bmark	Cat
Alpha	1.27	-	-0.04
Beta	0.97	-	0.98
R-Squared	96.09	-	94.16
Standard Deviation	11.88	12.04	12.24
Sharpe Ratio	0.27	0.17	0.16
Tracking Error	2.38	-	2.86
Information Ratio	0.50	-	-0.13
Up Capture Ratio	105.57	-	99.51
Down Capture Ratio	99.20	-	100.41

## Portfolio Metrics

	Fund	Bmark	Cat
Price/Earnings Ratio	18.73	19.23	20.37
Price/Book Ratio	3.75	2.95	3.33
Avg Eff Duration	6.67	6.12	5.40

# American Funds American Balanced R6 RLBGX

**Morningstar Category**  
Moderate Allocation

**Morningstar Index**  
Morningstar US Mod Tgt Alloc NR USD

## Style Analysis as of 09-30-2023

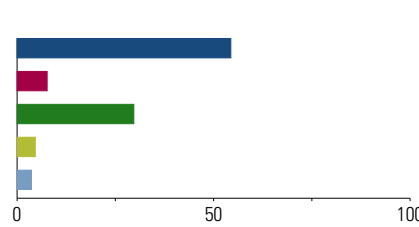
Morningstar Style Box™



## Style Breakdown



## Asset Allocation as of 09-30-2023



Asset Class	Net %	Cat%
US Stocks	54.38	48.05
Non-US Stocks	7.64	10.07
Bonds	29.70	34.67
Cash	4.62	3.72
Other	3.65	3.49
<b>Total</b>	<b>100.00</b>	<b>100.00</b>

## Sector Weighting as of 09-30-2023



## Top 10 Holdings as of 09-30-2023

Name	Maturity Date	% Net Asset	Cumulative %	YTD Return %	Morningstar Sector
⊕ Capital Group Central Cash Fund	—	10.33	10.33	—	—
✳ Cash And Other Assets Less Liabilities	—	5.72	16.05	—	—
⊖ Microsoft Corp	—	4.36	20.41	32.51	Technology
⊖ Cap Grp Cent Fd Ser Ii	—	3.65	24.06	—	—
⊖ Broadcom Inc	—	3.47	27.54	51.02	Technology
⊖ UnitedHealth Group Inc	—	2.03	29.56	-3.88	Healthcare
⊕ Philip Morris International Inc	—	2.01	31.58	-4.73	Consumer Defensive
⊖ The Home Depot Inc	—	1.38	32.96	-2.35	Consumer Cyclical
⊖ Alphabet Inc Class C	—	1.21	34.17	48.60	Communication Svc
⊕ Taiwan Semiconductor Manufacturing Co Ltd ADR	—	1.18	35.35	18.48	Technology

## Total Holdings 2324

⊕ Increase ⊖ Decrease ✳ New to Portfolio

# American Funds Intl Gr and Inc R6 RIGGX

**Morningstar Category**  
Foreign Large Blend

**Morningstar Index**  
MSCI ACWI Ex USA NR USD

## Portfolio Manager(s)

Andrew Suzman since 10-2008  
Steven Watson since 10-2008  
Patrice Collette since 09-2010  
Leo Hee since 07-2015  
Michael Cohen since 07-2018  
Lisa Thompson since 09-2018

## Quantitative Screens

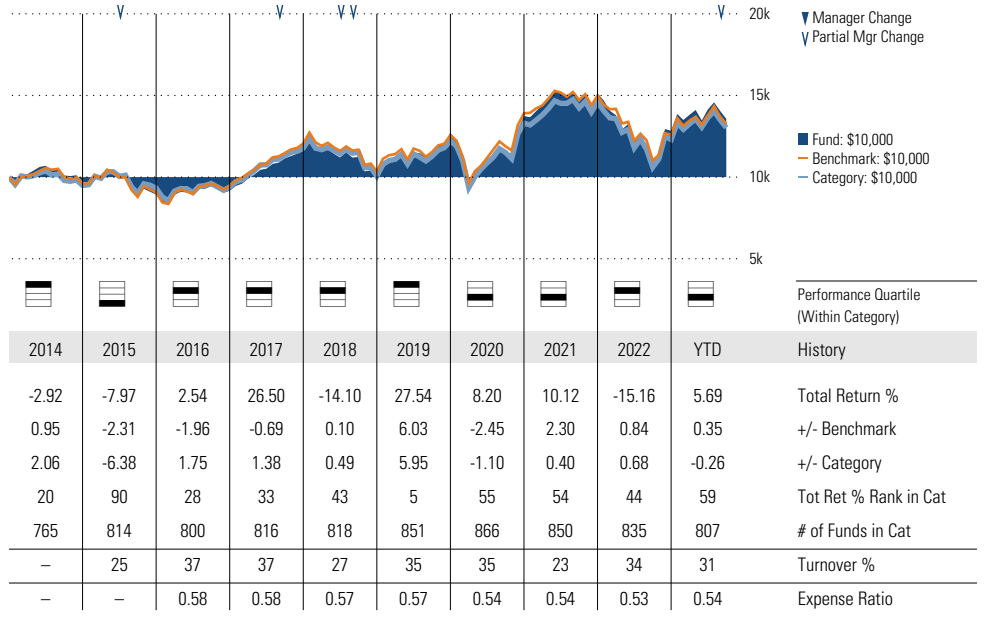
✔ **Performance:** The fund has finished in the Foreign Large Blend category's top three quartiles in 9 of the 10 years it's been in existence.

✔ **Management:** The fund's management has been in place for 15.01 years.

✔ **Style:** The fund has landed in its primary style box — Large Blend — 100 % of the time over the past three years.

✔ **Net Expense:** The fund's expense ratio of 0.54 is 37.93% lower than the Foreign Large Blend category average.

## Growth of \$10,000



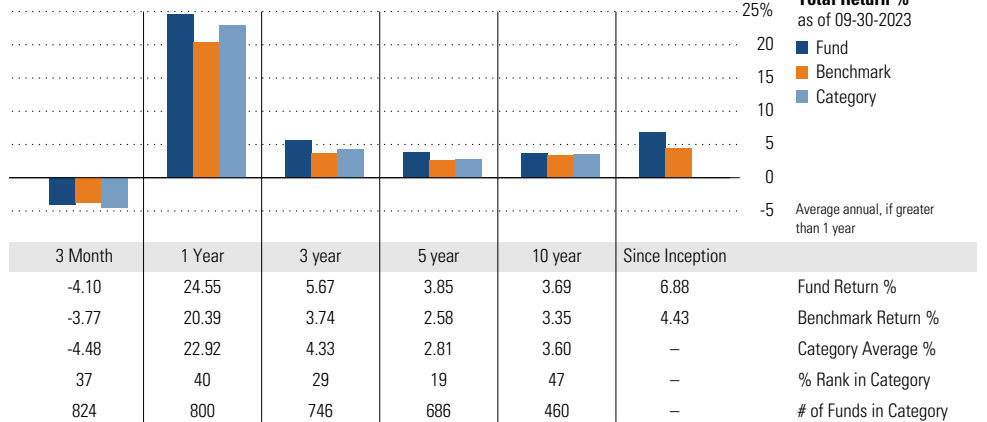
## Morningstar Investment Management LLC Analysis

This fund passes all of Morningstar Investment Management's quantitative screens. Morningstar Investment Management has also assessed the fund from a qualitative perspective and, as a fiduciary, is comfortable recommending the fund's use in retirement plans.

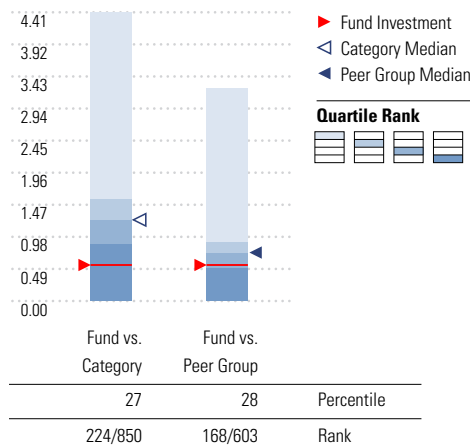
## ESG Metrics

Metric	Rating	Updated
Sustainability Rating	2	08-31-2023
Carbon Risk Score	Low Risk	12-31-2022
ESG Commitment	1-Low	02-15-2022

## Trailing Performance



## Net Expense



Peer group is a subset of the category and includes funds with the same management style (active vs. passive) and similar share class characteristics.

## 3-Year Risk Metrics

Metric	Fund	Bmark	Cat
Alpha	1.75	-	0.38
Beta	1.06	-	1.03
R-Squared	95.95	-	93.49
Standard Deviation	18.67	17.19	18.35
Sharpe Ratio	0.28	0.18	0.20
Tracking Error	3.91	-	4.70
Information Ratio	0.49	-	0.11
Up Capture Ratio	110.29	-	106.23
Down Capture Ratio	103.03	-	105.46

## Portfolio Metrics

Metric	Fund	Bmark	Cat
Price/Earnings Ratio	13.60	13.48	14.20
Price/Book Ratio	1.74	1.67	1.88
Geom Avg Mkt Cap \$B	49.84	42.75	56.55
ROE	20.60	17.72	20.14

# American Funds Intl Gr and Inc R6 RIGGX

**Morningstar Category**  
Foreign Large Blend

**Morningstar Index**  
MSCI ACWI Ex USA NR USD

## Style Analysis as of 09-30-2023

Morningstar Style Box™



## Style Breakdown

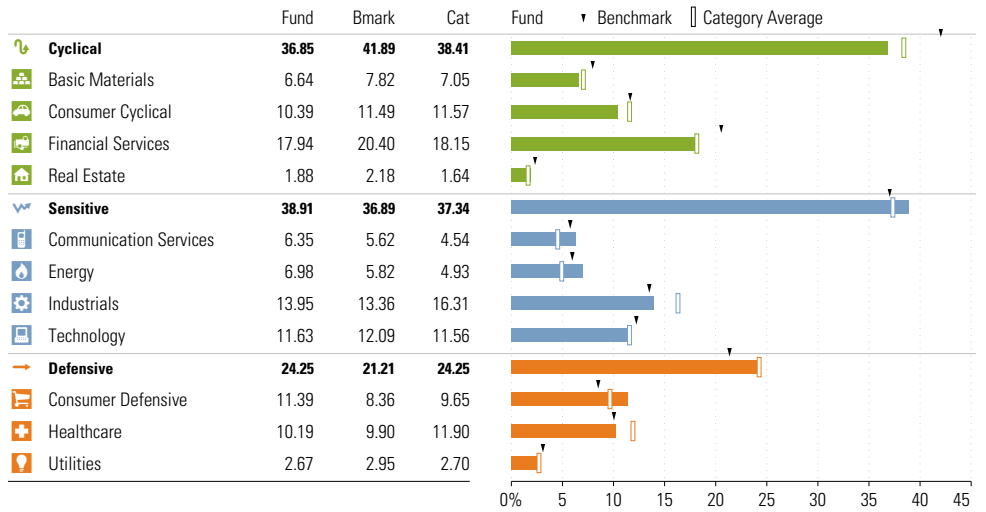


## Asset Allocation as of 09-30-2023



Asset Class	Net %	Cat %
US Stocks	5.91	3.46
Non-US Stocks	88.60	93.89
Bonds	0.49	0.22
Cash	4.92	0.97
Other	0.08	1.45
<b>Total</b>	<b>100.00</b>	<b>100.00</b>

## Sector Weighting as of 09-30-2023



## World Regions % Equity 09-30-2023



Region	Fund %	Cat %	Region	Fund %	Cat %	Region	Fund %	Cat %	Market Maturity	Fund %
Greater Asia	28.86	35.08	Americas	15.11	8.51	Greater Europe	56.03	56.41	Developed Markets	85.24
Japan	8.35	18.59	North America	10.62	7.23	United Kingdom	13.11	13.72	Emerging Markets	14.76
Australasia	0.49	4.86	Central/Latin	4.49	1.28	W euro-ex UK	41.30	41.70	Not Available	0.00
Asia-4 Tigers	10.67	6.61				Emrgng Europe	0.40	0.07		
Asia-ex 4 Tigers	9.35	5.02				Africa	1.22	0.92		
Not Classified	0.00	0.00								

## Top 10 Holdings as of 09-30-2023

Name	% Net Asset	Cumulative %	YTD Return %	Morningstar Sector
Capital Group Central Cash M	4.56	4.56	-	-
AstraZeneca PLC	3.16	7.72	-	Healthcare
Taiwan Semiconductor Manufacturing Co Ltd	2.42	10.14	-	Technology
ASML Holding NV	2.38	12.52	-	Technology
Novo Nordisk A/S Class B	2.29	14.81	-	Healthcare
Airbus SE	2.23	17.04	-	Industrials
Philip Morris International Inc	2.21	19.24	-4.73	Consumer Defensive
TotalEnergies SE	1.77	21.01	-	Energy
LVMH Moet Hennessy Louis Vuitton SE	1.60	22.61	-	Consumer Cyclical
British American Tobacco PLC	1.50	24.10	-	Consumer Defensive

**Total Holdings 273**

⊕ Increase ⊖ Decrease ✨ New to Portfolio

# Baird Aggregate Bond Inst BAGIX

**Morningstar Category**  
Intermediate Core Bond

**Morningstar Index**  
Bloomberg US Agg Bond TR USD

## Portfolio Manager(s)

- M. Sharon deGuzman since 09-2000
- Mary Ellen Stanek since 09-2000
- Charles Groeschell since 09-2000
- Warren Pierson since 09-2000
- Meghan Dean since 05-2019
- Jay Schwister since 05-2019
- Jeffrey Schrom since 05-2019
- Patrick Brown since 05-2021
- Abhishek Pulakanti since 05-2022
- Andrew O'Connell since 05-2022

## Quantitative Screens

**Performance:** The fund has finished in the Intermediate Core Bond category's top three quartiles in 10 of the 10 years it's been in existence.

**Management:** The fund's management has been in place for 23.02 years.

Style Consistency is not calculated for Fixed Income funds.

**Net Expense:** The fund's expense ratio of 0.3 is 44.44% lower than the Intermediate Core Bond category average.

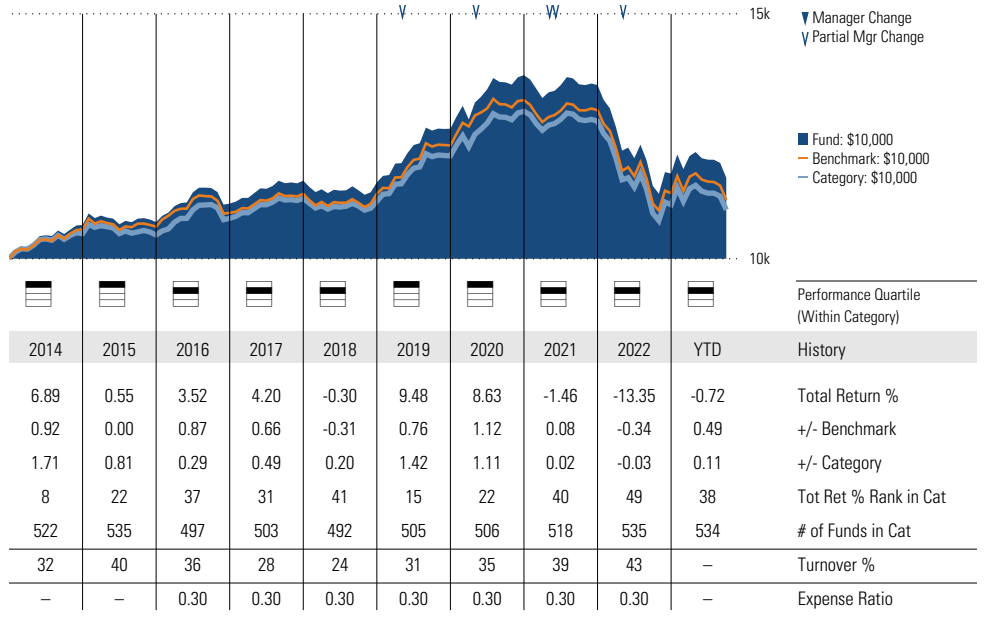
## Morningstar Investment Management LLC Analysis

This fund passes all of Morningstar Investment Management's quantitative screens. Morningstar Investment Management has also assessed the fund from a qualitative perspective and, as a fiduciary, is comfortable recommending the fund's use in retirement plans.

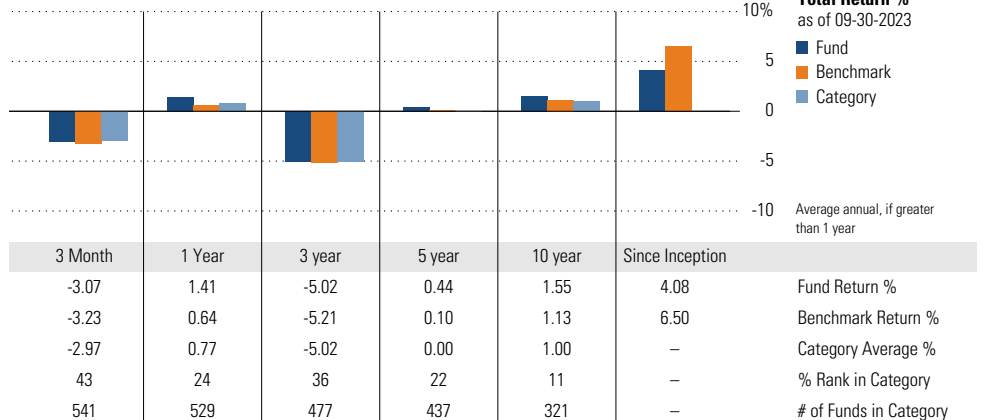
## ESG Metrics

Metric	Rating	Updated
Sustainability Rating	3	08-31-2023
ESG Commitment	1-Low	02-15-2022

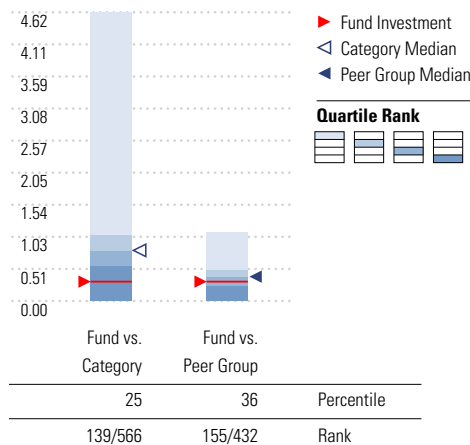
## Growth of \$10,000



## Trailing Performance



## Net Expense



Peer group is a subset of the category and includes funds with the same management style (active vs. passive) and similar share class characteristics.

## 3-Year Risk Metrics

Metric	Fund	Bmark	Cat
Alpha	0.25	-	0.02
Beta	1.01	-	0.98
R-Squared	99.48	-	96.70
Standard Deviation	6.29	6.20	6.18
Sharpe Ratio	-1.11	-1.16	-1.15
Tracking Error	0.46	-	1.01
Information Ratio	0.40	-	-0.10
Up Capture Ratio	102.72	-	97.41
Down Capture Ratio	99.65	-	97.57

## Portfolio Metrics

Metric	Fund	Bmark	Cat
Avg Eff Duration	6.31	4.43	6.10
Avg Eff Maturity	8.44	-	8.47

# Baird Aggregate Bond Inst BAGIX

**Morningstar Category**  
Intermediate Core Bond

**Morningstar Index**  
Bloomberg US Agg Bond TR USD

**Style Analysis** as of 09-30-2023

**Style Breakdown**



**Asset Allocation** as of 09-30-2023

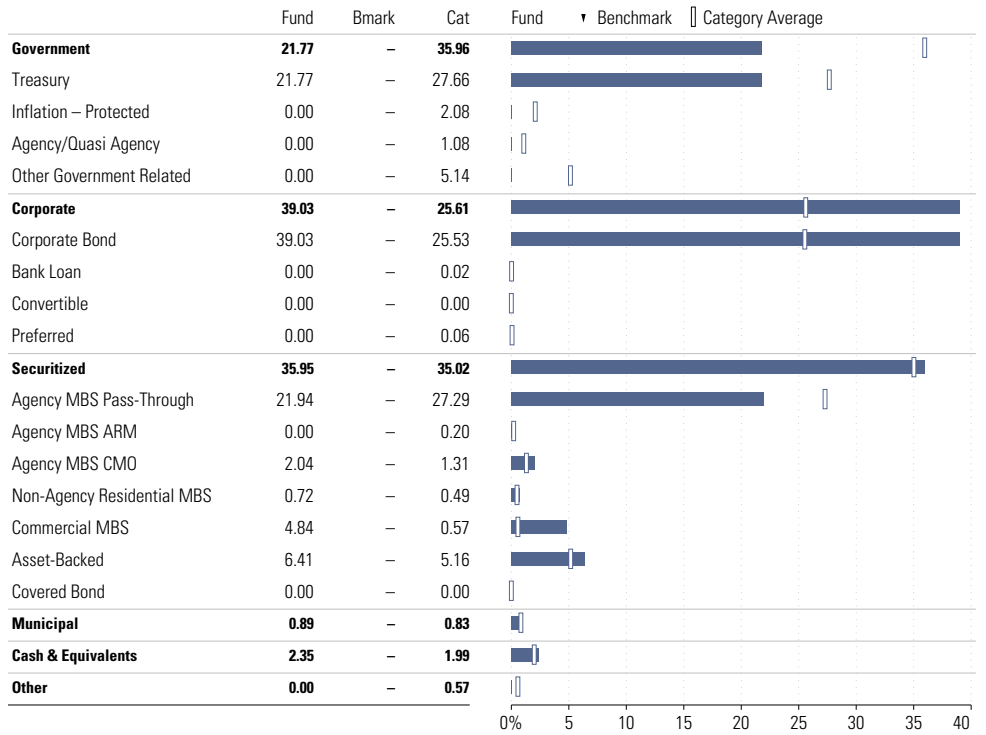


Asset Class	Net %	Cat%
US Stocks	0.00	0.07
Non-US Stocks	0.00	0.00
Bonds	97.56	95.99
Cash	2.35	2.17
Other	0.09	1.78
<b>Total</b>	<b>100.00</b>	<b>100.00</b>

**Credit Rating Breakdown**

	Fund	Bmark	Cat
AAA	59.70	3.53	56.04
AA	3.80	74.59	8.35
A	13.10	10.82	17.35
BBB	23.20	8.32	15.53
BB	0.20	0.28	1.06
B	0.00	0.00	0.38
Below B	0.00	0.00	0.18
Not Rated	0.00	2.46	1.11

**Sector Weighting** as of 09-30-2023



**Top 10 Holdings** as of 09-30-2023

Name	Maturity Date	% Net Asset	Cumulative %	Fixed Income Sector
⊕ United States Treasury Notes 1.13%	10-2026	3.31	3.31	-
United States Treasury Bonds 2.5%	02-2045	3.13	6.44	-
⊕ First American Government Oblig U	02-2030	2.28	8.71	-
United States Treasury Bonds 2.88%	05-2043	2.27	10.99	-
⊕ United States Treasury Notes 1.13%	08-2028	2.24	13.23	-
United States Treasury Bonds 1.38%	11-2040	1.77	15.00	-
⊕ United States Treasury Notes 2.38%	03-2029	1.41	16.41	-
⊕ United States Treasury Bonds 2.38%	02-2042	1.20	17.61	-
⊖ United States Treasury Notes 2.88%	05-2032	1.04	18.65	-
⊕ United States Treasury Bonds 2.88%	05-2052	1.01	19.66	-

**Total Holdings 1710**

⊕ Increase ⊖ Decrease ✱ New to Portfolio

# DFA US Small Cap I DFSTX

**Morningstar Category**  
Small Blend

**Morningstar Index**  
Russell 2000 TR USD

## Portfolio Manager(s)

Jed Fogdall since 02-2012  
Joel Schneider since 02-2017  
Marc Leblond since 02-2020

## Quantitative Screens

✔ **Performance:** The fund has finished in the Small Blend category's top three quartiles in 10 of the 10 years it's been in existence.

✔ **Management:** The fund's management has been in place for 11.59 years.

✔ **Style:** The fund has landed in its primary style box — Small Blend — 100 % of the time over the past three years.

✔ **Net Expense:** The fund's expense ratio of 0.27 is 72.16% lower than the Small Blend category average.

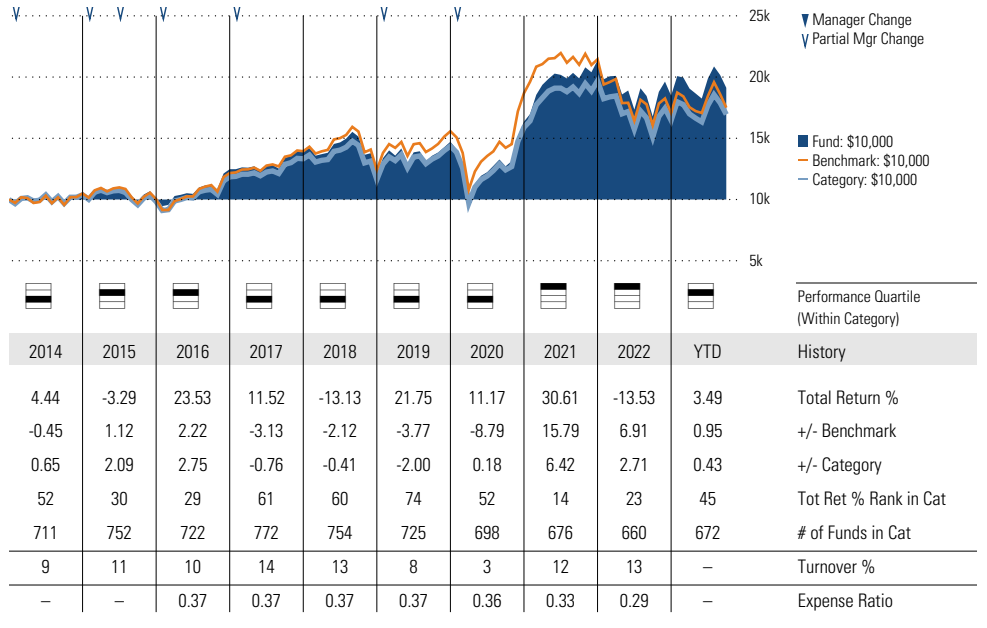
## Morningstar Investment Management LLC Analysis

This fund passes all of Morningstar Investment Management's quantitative screens. Morningstar Investment Management has also assessed the fund from a qualitative perspective and, as a fiduciary, is comfortable recommending the fund's use in retirement plans.

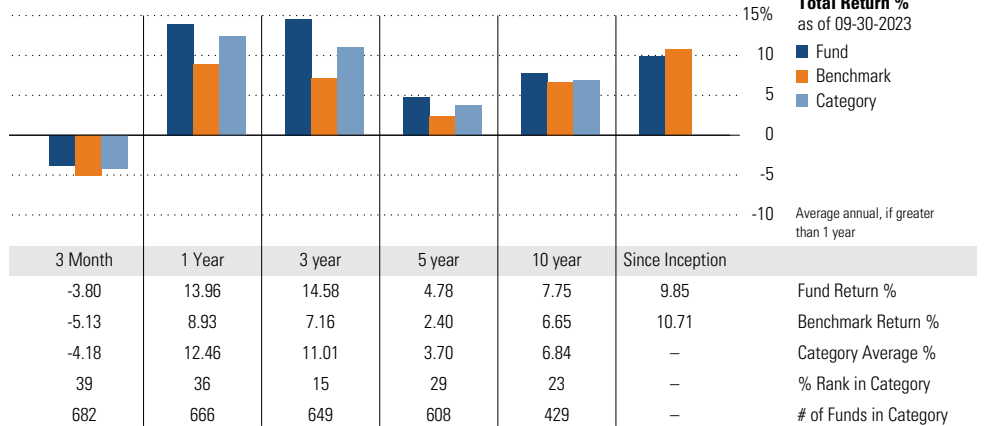
## ESG Metrics

Metric	Rating	Updated
Sustainability Rating	3	08-31-2023
Carbon Risk Score	Medium Risk	12-31-2022

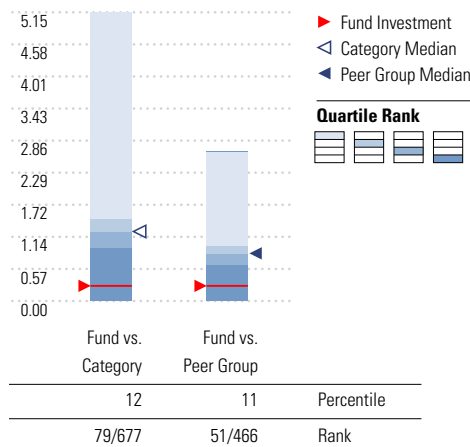
## Growth of \$10,000



## Trailing Performance



## Net Expense



Peer group is a subset of the category and includes funds with the same management style (active vs. passive) and similar share class characteristics.

## 3-Year Risk Metrics

Metric	Fund	Bmark	Cat
Alpha	7.33	-	3.68
Beta	0.90	-	0.92
R-Squared	94.55	-	92.78
Standard Deviation	20.79	22.38	21.26
Sharpe Ratio	0.66	0.32	0.48
Tracking Error	5.31	-	5.68
Information Ratio	1.40	-	0.30
Up Capture Ratio	107.71	-	100.50
Down Capture Ratio	84.56	-	89.20

## Portfolio Metrics

Metric	Fund	Bmark	Cat
Price/Earnings Ratio	12.98	12.55	13.50
Price/Book Ratio	2.02	1.83	2.36
Geom Avg Mkt Cap \$B	3.00	2.27	4.82
ROE	14.87	8.59	21.32

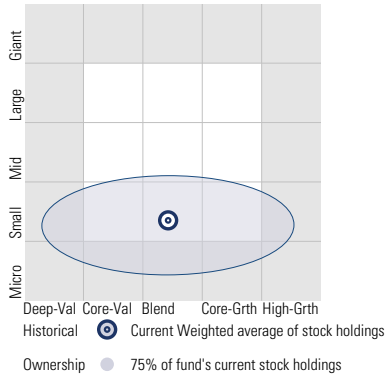
# DFA US Small Cap I DFSTX

**Morningstar Category**  
Small Blend

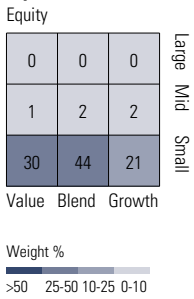
**Morningstar Index**  
Russell 2000 TR USD

## Style Analysis as of 09-30-2023

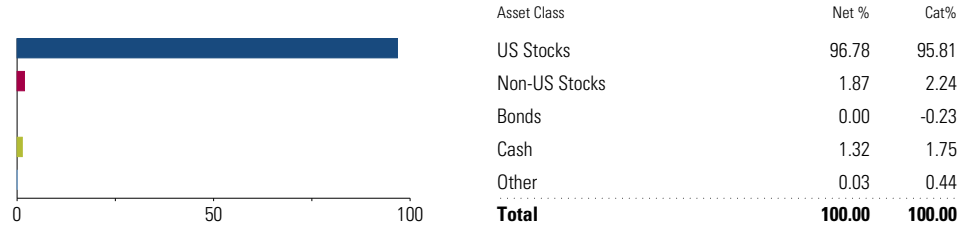
Morningstar Style Box™



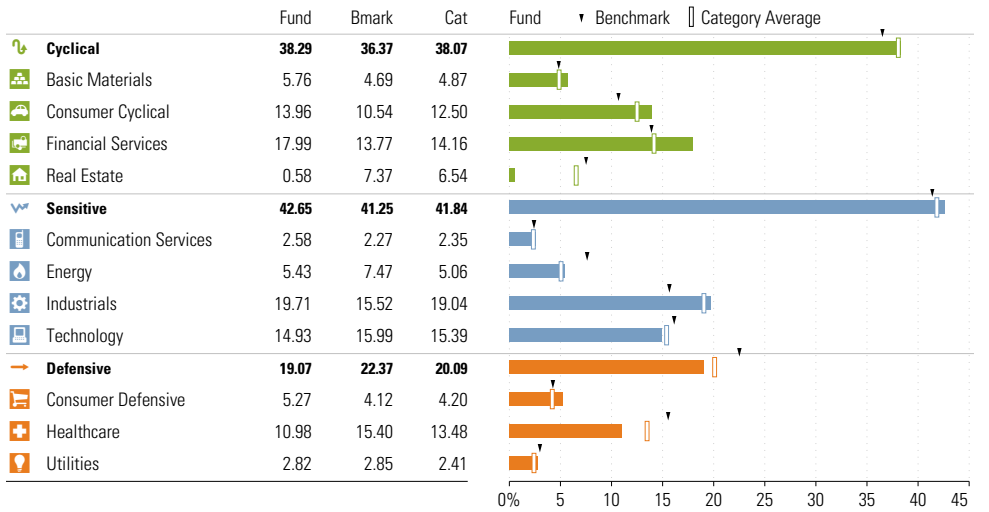
## Style Breakdown



## Asset Allocation as of 09-30-2023



## Sector Weighting as of 09-30-2023



## Top 15 Holdings as of 09-30-2023

Name	% Net Asset	Cumulative %	YTD Return %	Morningstar Sector
⊕ Future on E-mini S&P 500 Futures	1.01	1.01	—	—
⊕ Ssc Government Mm Gvmxx	0.96	1.96	—	—
⊕ Usd	0.37	2.33	—	—
⊕ Simpson Manufacturing Co Inc	0.36	2.69	69.86	Basic Materials
⊖ Super Micro Computer Inc	0.35	3.04	234.01	Technology
Axcelis Technologies Inc	0.34	3.38	105.46	Technology
Comfort Systems USA Inc	0.33	3.71	48.60	Industrials
UFP Industries Inc	0.31	4.03	30.22	Basic Materials
Saia Inc	0.30	4.33	90.12	Industrials
Novanta Inc	0.30	4.62	5.57	Technology
MSA Safety Inc	0.29	4.92	10.31	Industrials
⊖ Murphy USA Inc	0.29	5.21	22.66	Consumer Cyclical
Beacon Roofing Supply Inc Class A	0.29	5.50	46.18	Industrials
AAON Inc	0.29	5.78	13.73	Industrials
Amkor Technology Inc	0.29	6.07	-4.82	Technology

**Total Holdings 1981**

⊕ Increase ⊖ Decrease ✨ New to Portfolio



# Federated Hermes Govt Ultrashort R6 FGULX

**Morningstar Category**  
Ultrashort Bond

**Morningstar Index**  
Bloomberg US Agg Bond TR USD

## Portfolio Manager(s)

Susan Hill since 07-1997  
Liam O'Connell since 11-2010

## Quantitative Screens

✔ **Performance:** The fund has finished in the Ultrashort Bond category's top three quartiles in 5 of the 7 years it's been in existence.

✔ **Management:** The fund's management has been in place for 26.24 years.

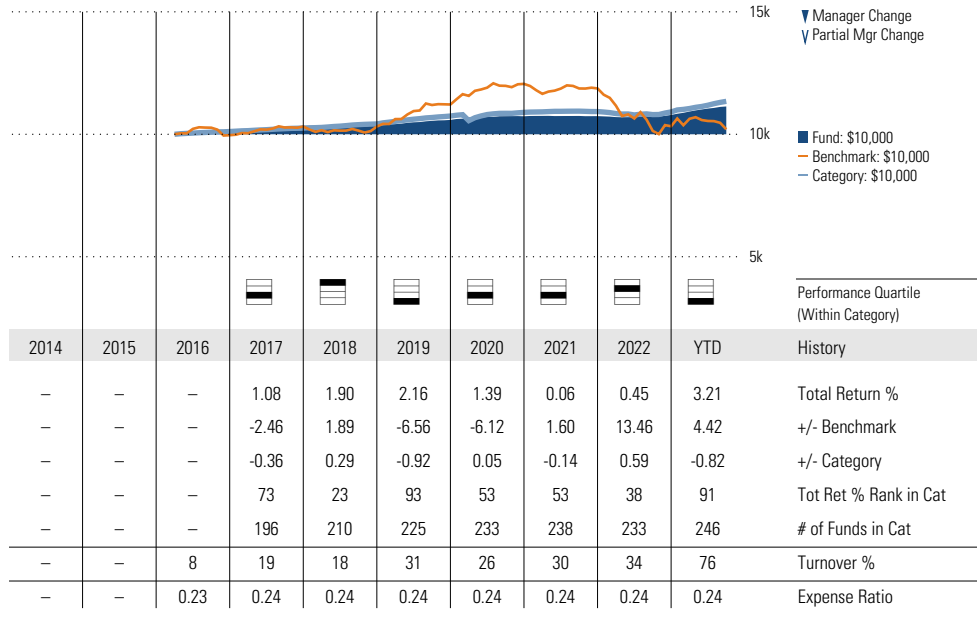
Style Consistency is not calculated for Fixed Income funds.

✔ **Net Expense:** The fund's expense ratio of 0.24 is 42.86% lower than the Ultrashort Bond category average.

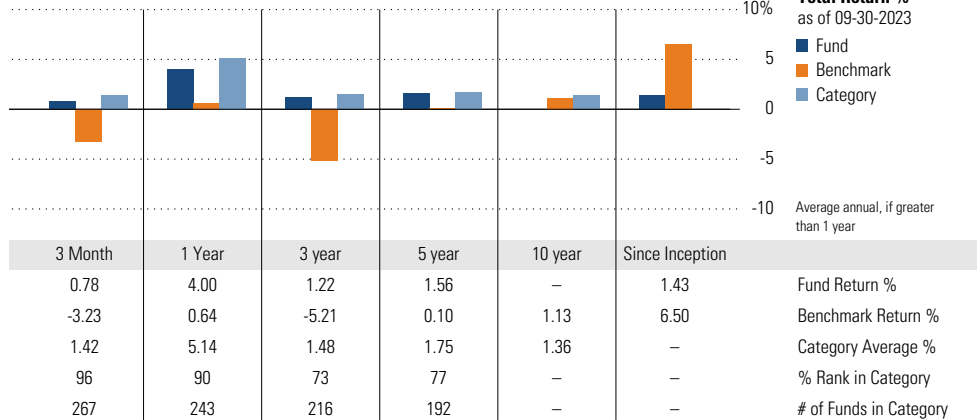
## Morningstar Investment Management LLC Analysis

This fund passes all of Morningstar Investment Management's quantitative screens. Morningstar Investment Management has also assessed the fund from a qualitative perspective and, as a fiduciary, is comfortable recommending the fund's use in retirement plans.

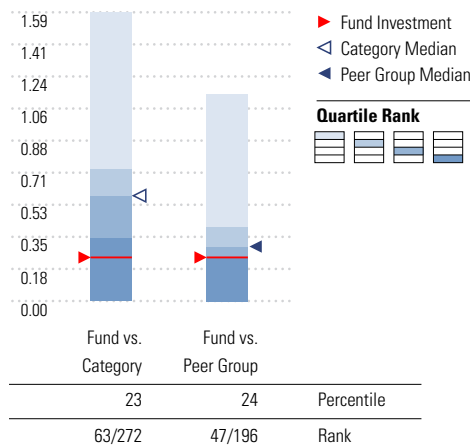
## Growth of \$10,000



## Trailing Performance



## Net Expense



Peer group is a subset of the category and includes funds with the same management style (active vs. passive) and similar share class characteristics.

## 3-Year Risk Metrics

Metric	Fund	Bmark	Cat
Alpha	1.46	-	1.85
Beta	0.05	-	0.08
R-Squared	20.77	-	21.31
Standard Deviation	0.65	6.20	1.08
Sharpe Ratio	-2.04	-1.16	-0.98
Tracking Error	5.93	-	5.82
Information Ratio	1.08	-	1.15
Up Capture Ratio	10.61	-	15.49
Down Capture Ratio	-5.49	-	-5.01

## Portfolio Metrics

Metric	Fund	Bmark	Cat
Avg Eff Duration	0.48	4.43	0.70
Avg Eff Maturity	5.22	-	1.94

# Federated Hermes Govt Ultrashort R6 FGULX

**Morningstar Category**  
Ultrashort Bond

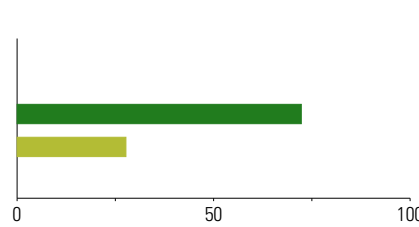
**Morningstar Index**  
Bloomberg US Agg Bond TR USD

**Style Analysis** as of 09-30-2023

**Style Breakdown**



**Asset Allocation** as of 09-30-2023

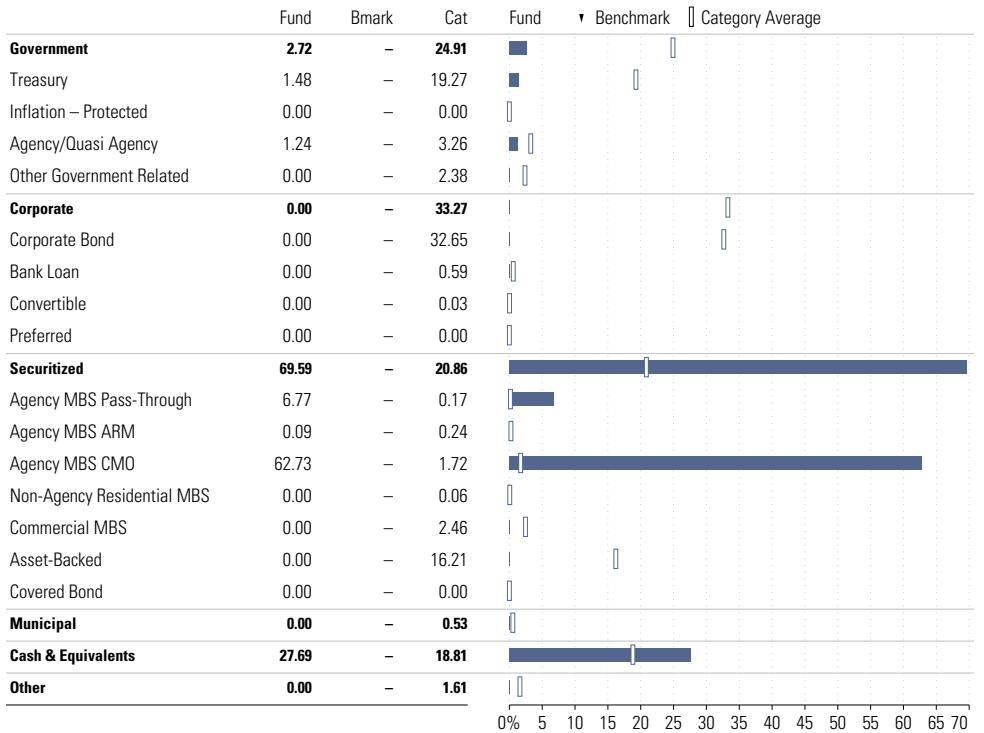


Asset Class	Net %	Cat%
US Stocks	0.00	0.10
Non-US Stocks	0.00	0.00
Bonds	72.31	71.51
Cash	27.69	28.31
Other	0.00	0.10
<b>Total</b>	<b>100.00</b>	<b>100.00</b>

**Credit Rating Breakdown**

	Fund	Bmark	Cat
AAA	100.00	3.53	47.87
AA	0.00	74.59	8.37
A	0.00	10.82	21.90
BBB	0.00	8.32	16.09
BB	0.00	0.28	0.89
B	0.00	0.00	0.42
Below B	0.00	0.00	0.09
Not Rated	0.00	2.46	4.38

**Sector Weighting** as of 09-30-2023



**Top 10 Holdings** as of 09-30-2023

Name	Maturity Date	% Net Asset	Cumulative %	Fixed Income Sector
⊕ Bank Of Montreal 4 Repo	07-2023	13.42	13.42	-
⊕ Hsbc Repo 2 Repo	07-2023	13.42	26.84	-
⊕ FEDERAL HOME LN MTG CORP MULTICLASS MTG PARTN CTFS GTD 5.70052%	04-2033	5.51	32.34	-
FEDERAL HOME LN MTG CORP MULTICLASS MTG PARTN CTFS GTD 5.55052%	12-2032	4.45	36.80	-
FEDERAL HOME LN MTG CORP MULTICLASS MTG PARTN CTFS GTD 5.60052%	12-2032	4.12	40.91	-
⊕ Government National Mortgage Association 5.12871%	01-2073	3.66	44.57	-
⊕ FEDERAL HOME LN MTG CORP MULTICLASS MTG PARTN CTFS GTD 5.71629%	07-2053	3.61	48.18	-
FEDERAL HOME LN MTG CORP MULTICLASS MTG PARTN CTFS GTD 5.92052%	10-2032	3.11	51.29	-
FEDERAL HOME LN MTG CORP MULTICLASS MTG PARTN CTFS GTD 5.92052%	11-2032	2.69	53.98	-
⊕ Government National Mortgage Association 6.1%	06-2053	2.58	56.56	-

**Total Holdings 193**

⊕ Increase ⊖ Decrease ✱ New to Portfolio

# Vanguard 500 Index Admiral VFIAX

**Morningstar Category**  
Large Blend

**Morningstar Index**  
S&P 500 TR USD

## Portfolio Manager(s)

Donald Butler since 04-2016  
Michelle Louie since 11-2017  
Nick Birkett since 08-2023  
Aaron Choi since 08-2023

## Quantitative Screens

✔ **Performance:** The fund has finished in the Large Blend category's top three quartiles in 10 of the 10 years it's been in existence.

✔ **Management:** The fund's management has been in place for 7.43 years.

✔ **Style:** The fund has landed in its primary style box — Large Blend — 100 % of the time over the past three years.

✔ **Net Expense:** The fund's expense ratio of 0.04 is 94.67% lower than the Large Blend category average.

## Morningstar Investment Management LLC Analysis

This fund passes all of Morningstar Investment Management's quantitative screens. Morningstar Investment Management has also assessed the fund from a qualitative perspective and, as a fiduciary, is comfortable recommending the fund's use in retirement plans.

## ESG Metrics

Metric	Rating	Updated
Sustainability Rating	3	08-31-2023
Carbon Risk Score	Low Risk	12-31-2022
ESG Commitment	1-Low	02-15-2022

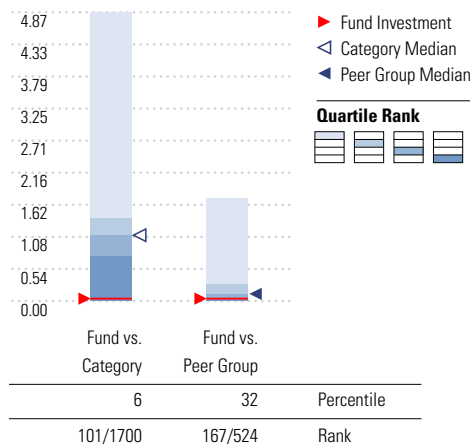
## Growth of \$10,000



## Trailing Performance



## Net Expense



Peer group is a subset of the category and includes funds with the same management style (active vs. passive) and similar share class characteristics.

## 3-Year Risk Metrics

Metric	Fund	Bmark	Cat
Alpha	-0.04	-	-0.66
Beta	1.00	-	0.95
R-Squared	100.00	-	94.61
Standard Deviation	17.85	17.85	17.40
Sharpe Ratio	0.51	0.52	0.45
Tracking Error	0.01	-	3.74
Information Ratio	-4.76	-	-1.15
Up Capture Ratio	99.93	-	93.16
Down Capture Ratio	100.07	-	95.77

## Portfolio Metrics

Metric	Fund	Bmark	Cat
Price/Earnings Ratio	22.41	22.40	22.25
Price/Book Ratio	3.99	3.98	4.46
Geom Avg Mkt Cap \$B	228.88	228.69	275.77
ROE	30.78	30.76	29.52

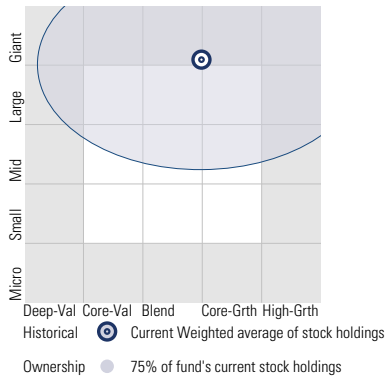
# Vanguard 500 Index Admiral VFIAX

**Morningstar Category**  
Large Blend

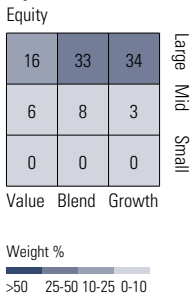
**Morningstar Index**  
S&P 500 TR USD

## Style Analysis as of 09-30-2023

Morningstar Style Box™



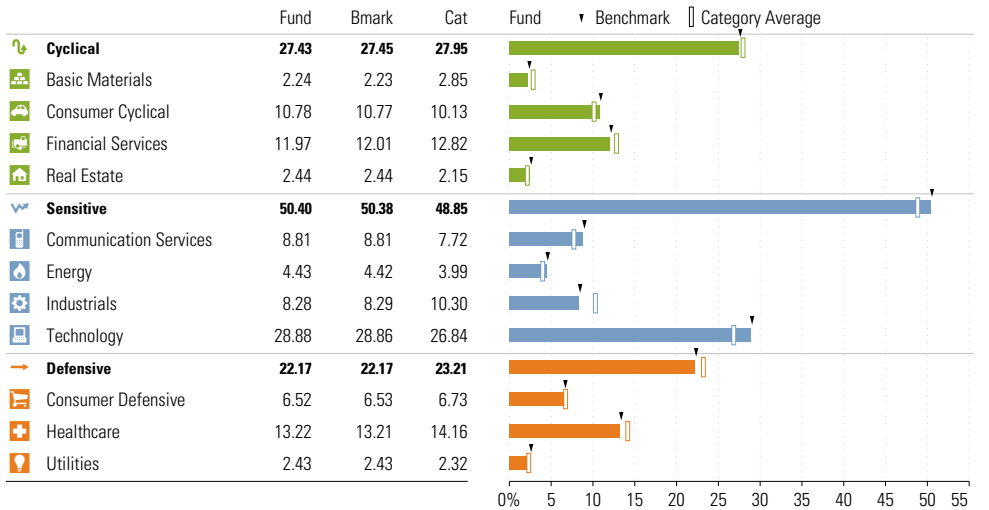
## Style Breakdown



## Asset Allocation as of 09-30-2023



## Sector Weighting as of 09-30-2023



## Top 15 Holdings as of 09-30-2023

Name	% Net Asset	Cumulative %	YTD Return %	Morningstar Sector
⊕ Apple Inc	7.35	7.35	32.32	Technology
⊕ Microsoft Corp	6.45	13.81	32.51	Technology
⊕ Amazon.com Inc	3.26	17.07	51.33	Consumer Cyclical
⊕ NVIDIA Corp	3.23	20.30	197.74	Technology
⊕ Alphabet Inc Class A	2.14	22.44	48.32	Communication Svc
⊕ Alphabet Inc Class C	1.86	24.30	48.60	Communication Svc
⊕ Tesla Inc	1.84	26.14	103.13	Consumer Cyclical
⊕ Meta Platforms Inc Class A	1.73	27.87	149.47	Communication Svc
⊕ Berkshire Hathaway Inc Class B	1.70	29.57	13.40	Financial Services
⊕ Exxon Mobil Corp	1.19	30.76	9.08	Energy
⊕ UnitedHealth Group Inc	1.17	31.94	-3.88	Healthcare
⊕ Eli Lilly and Co	1.16	33.10	47.75	Healthcare
⊕ JPMorgan Chase & Co	1.13	34.23	10.38	Financial Services
⊕ Visa Inc Class A	1.05	35.27	11.36	Financial Services
⊖ Johnson & Johnson	1.03	36.30	-9.84	Healthcare

**Total Holdings 510**

⊕ Increase ⊖ Decrease ✨ New to Portfolio

# Vanguard Dividend Growth Inv VDIGX

Morningstar Category  
Large Blend

Morningstar Index  
S&P 500 TR USD

## Portfolio Manager(s)

Donald Kilbride since 02-2006

Peter Fisher since 07-2022

## Quantitative Screens

✔ **Performance:** The fund has finished in the Large Blend category's top three quartiles in 7 of the 10 years it's been in existence.

✔ **Management:** The fund's management has been in place for 17.67 years.

✔ **Style:** The fund has landed in its primary style box — Large Blend — 100 % of the time over the past three years.

✔ **Net Expense:** The fund's expense ratio of 0.3 is 60% lower than the Large Blend category average.

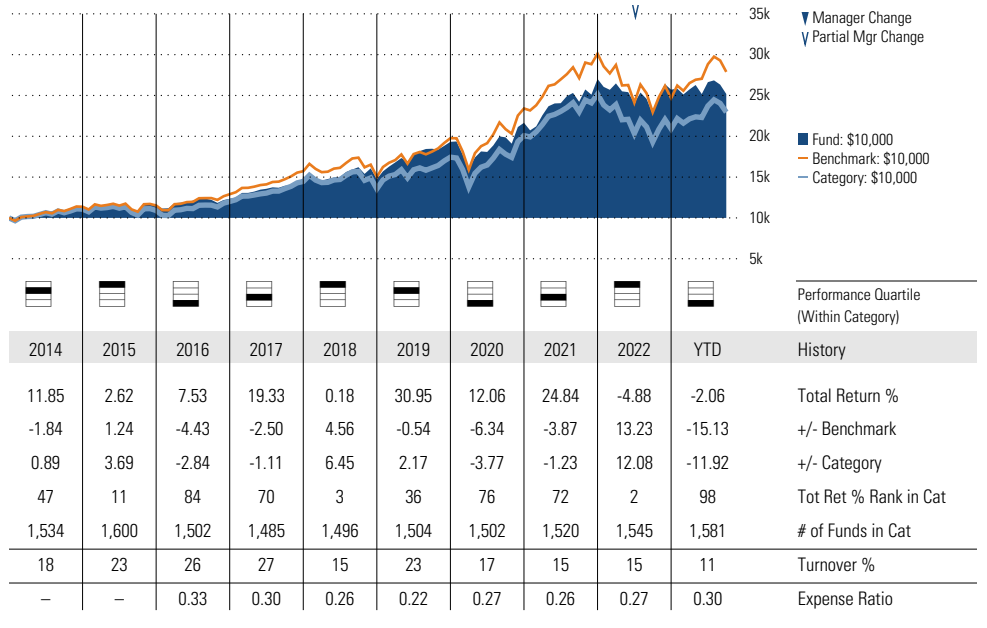
## Morningstar Investment Management LLC Analysis

This fund passes all of Morningstar Investment Management's quantitative screens. Morningstar Investment Management has also assessed the fund from a qualitative perspective and, as a fiduciary, is comfortable recommending the fund's use in retirement plans.

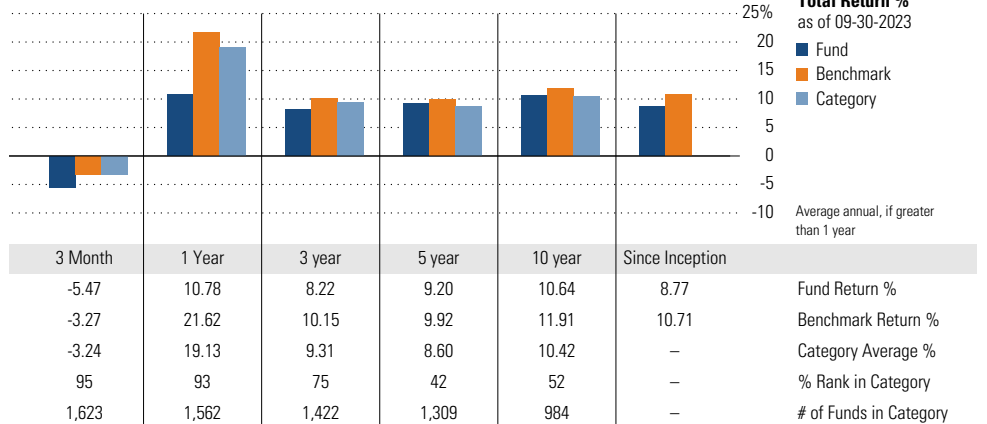
## ESG Metrics

Metric	Rating	Updated
Sustainability Rating	4	08-31-2023
Carbon Risk Score	Low Risk	12-31-2022
ESG Commitment	2-Basic	02-15-2022

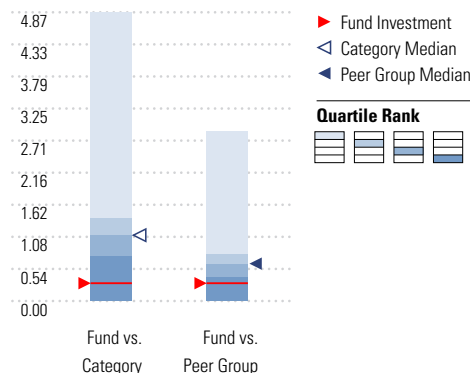
## Growth of \$10,000



## Trailing Performance



## Net Expense



Peer group is a subset of the category and includes funds with the same management style (active vs. passive) and similar share class characteristics.

## 3-Year Risk Metrics

Metric	Fund	Bmark	Cat
Alpha	0.12	-	-0.66
Beta	0.80	-	0.95
R-Squared	81.06	-	94.61
Standard Deviation	15.88	17.85	17.40
Sharpe Ratio	0.44	0.52	0.45
Tracking Error	7.77	-	3.74
Information Ratio	-0.25	-	-1.15
Up Capture Ratio	81.42	-	93.16
Down Capture Ratio	82.09	-	95.77

## Portfolio Metrics

Metric	Fund	Bmark	Cat
Price/Earnings Ratio	24.83	22.40	22.25
Price/Book Ratio	5.78	3.98	4.46
Geom Avg Mkt Cap \$B	171.94	228.69	275.77
ROE	34.89	30.76	29.52

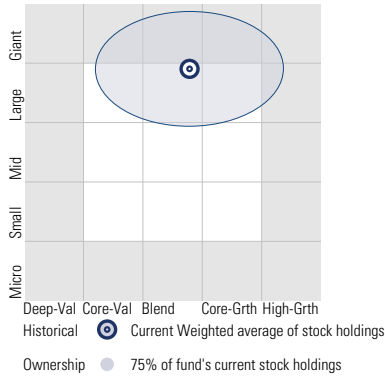
# Vanguard Dividend Growth Inv VDIGX

Morningstar Category  
Large Blend

Morningstar Index  
S&P 500 TR USD

## Style Analysis as of 09-30-2023

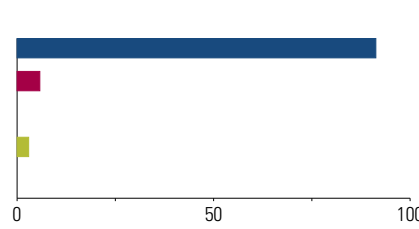
Morningstar Style Box™



## Style Breakdown

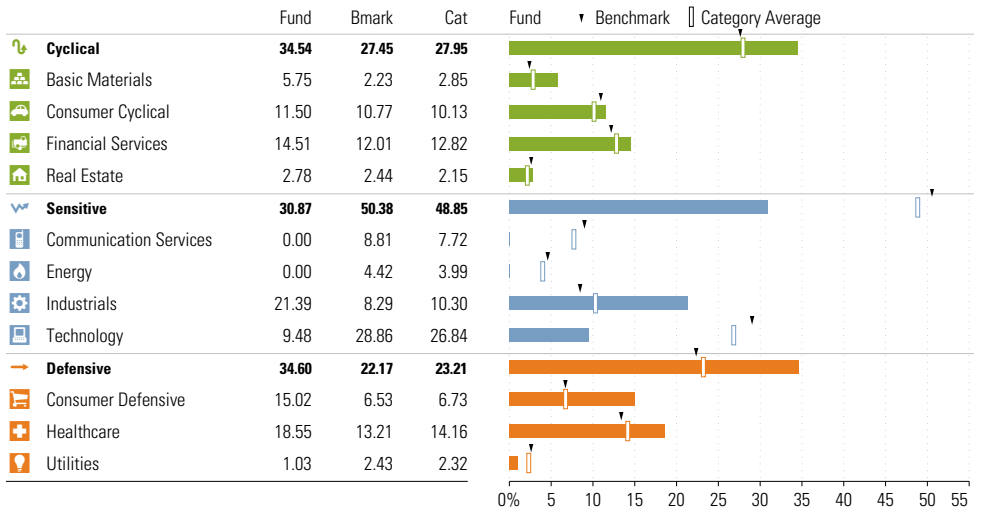


## Asset Allocation as of 09-30-2023



Asset Class	Net %	Cat%
US Stocks	91.28	95.33
Non-US Stocks	5.78	2.48
Bonds	0.00	0.15
Cash	2.94	0.71
Other	0.00	1.34
<b>Total</b>	<b>100.00</b>	<b>100.00</b>

## Sector Weighting as of 09-30-2023



## Top 15 Holdings as of 09-30-2023

Name	% Net Asset	Cumulative %	YTD Return %	Morningstar Sector
Microsoft Corp	3.98	3.98	32.51	Technology
Stryker Corp	3.63	7.61	12.69	Healthcare
TJX Companies Inc	3.49	11.10	12.86	Consumer Cyclical
UnitedHealth Group Inc	3.43	14.53	-3.88	Healthcare
Honeywell International Inc	3.24	17.77	-12.35	Industrials
McDonald's Corp	3.01	20.78	1.70	Consumer Cyclical
Marsh & McLennan Companies Inc	2.97	23.75	16.14	Financial Services
Colgate-Palmolive Co	2.94	26.69	-7.93	Consumer Defensive
Linde PLC	2.94	29.63	15.33	Basic Materials
Visa Inc Class A	2.93	32.56	11.36	Financial Services
Nike Inc Class B	2.91	35.47	-17.41	Consumer Cyclical
PepsiCo Inc	2.84	38.30	-4.17	Consumer Defensive
Northrop Grumman Corp	2.81	41.11	-18.32	Industrials
Accenture PLC Class A	2.76	43.87	16.35	Technology
Procter & Gamble Co	2.76	46.63	-1.92	Consumer Defensive

Total Holdings 51

⊕ Increase ⊖ Decrease ✨ New to Portfolio

# Vanguard Inflation-Protected Secs Adm VAIPX

**Morningstar Category**  
Inflation-Protected Bond

**Morningstar Index**  
Bloomberg US Treasury US TIPS TR USD

## Portfolio Manager(s)

John Madziyire since 11-2021

## Quantitative Screens

✔ **Performance:** The fund has finished in the Inflation-Protected Bond category's top three quartiles in 10 of the 10 years it's been in existence.

✘ **Management:** The fund's management team has been in place for less than three years.

Style Consistency is not calculated for Fixed Income funds.

✔ **Net Expense:** The fund's expense ratio of 0.1 is 83.87% lower than the Inflation-Protected Bond category average.

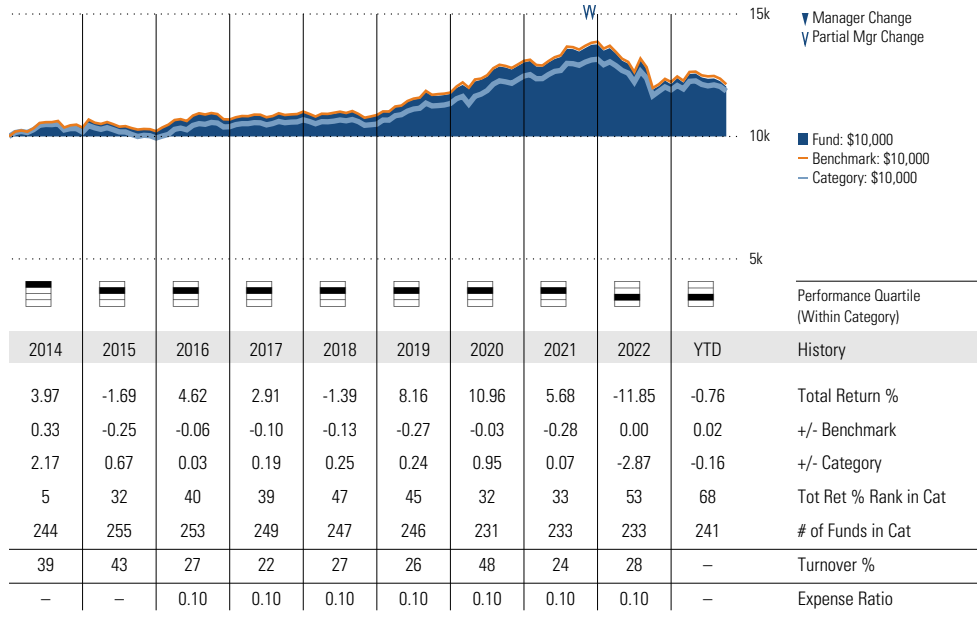
## Morningstar Investment Management LLC Analysis

This fund fails the manager tenure screen; however, the current manager has earned results consistent with those of his predecessor.

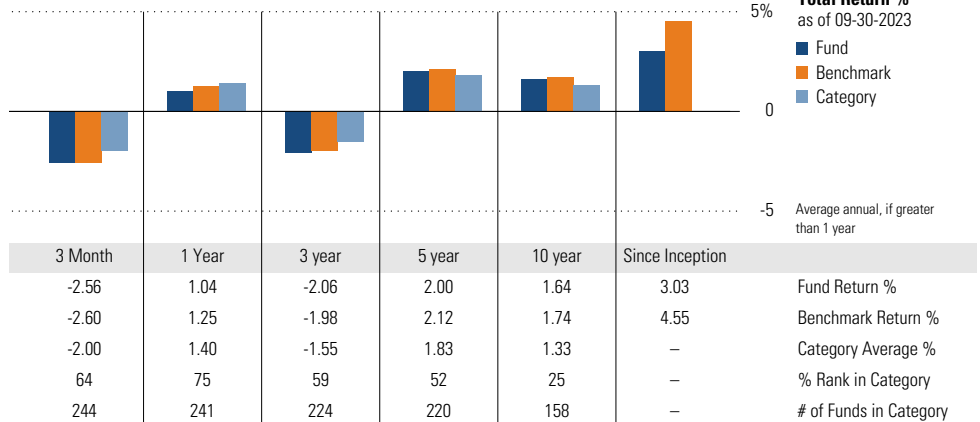
## ESG Metrics

Metric	Rating	Updated
Sustainability Rating	3	08-31-2023

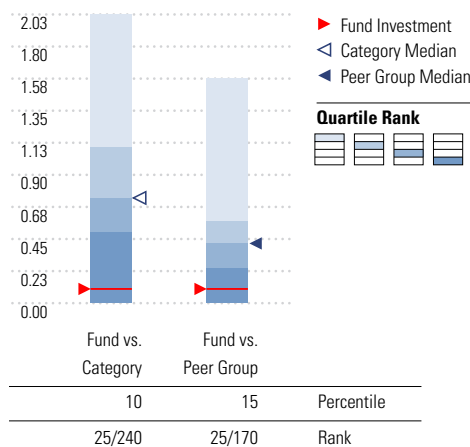
## Growth of \$10,000



## Trailing Performance



## Net Expense



## 3-Year Risk Metrics

	Fund	Bmark	Cat
Alpha	-0.10	-	0.39
Beta	0.99	-	0.89
R-Squared	99.72	-	93.36
Standard Deviation	6.81	6.86	6.33
Sharpe Ratio	-0.56	-0.55	-0.44
Tracking Error	0.37	-	1.95
Information Ratio	-0.23	-	-0.07
Up Capture Ratio	98.80	-	90.18
Down Capture Ratio	99.91	-	86.17

## Portfolio Metrics

	Fund	Bmark	Cat
Avg Eff Duration	6.85	4.52	5.88
Avg Eff Maturity	7.30	-	6.75

Peer group is a subset of the category and includes funds with the same management style (active vs. passive) and similar share class characteristics.

# Vanguard Inflation-Protected Secs Adm VAIPX

**Morningstar Category**  
Inflation-Protected Bond

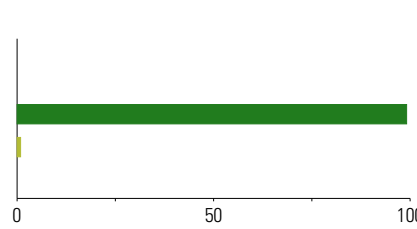
**Morningstar Index**  
Bloomberg US Treasury US TIPS TR USD

## Style Analysis as of 09-30-2023

### Style Breakdown



## Asset Allocation as of 09-30-2023

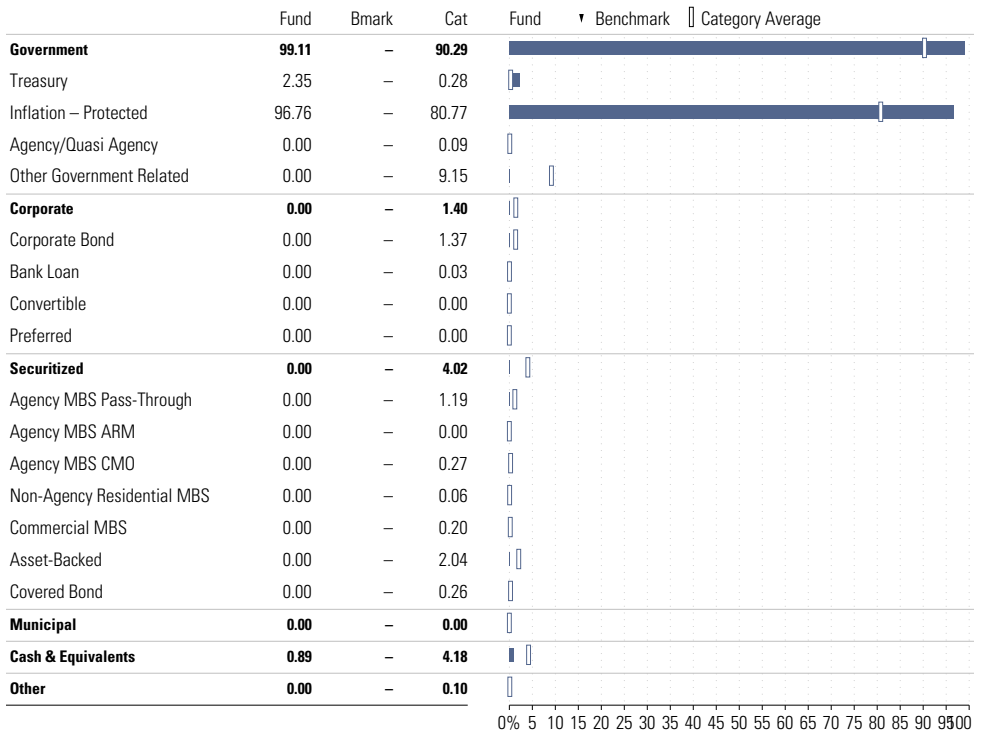


Asset Class	Net %	Cat%
US Stocks	0.00	0.11
Non-US Stocks	0.00	0.00
Bonds	99.11	99.64
Cash	0.89	-0.10
Other	0.00	0.36
<b>Total</b>	<b>100.00</b>	<b>100.00</b>

## Credit Rating Breakdown

	Fund	Bmark	Cat
AAA	99.91	0.00	88.72
AA	0.00	99.60	3.39
A	0.00	0.00	1.89
BBB	0.00	0.00	2.59
BB	0.00	0.00	1.01
B	0.00	0.00	0.58
Below B	0.00	0.00	0.20
Not Rated	0.09	0.40	1.62

## Sector Weighting as of 09-30-2023



## Top 10 Holdings as of 09-30-2023

Name	Maturity Date	% Net Asset	Cumulative %	Fixed Income Sector
⊖ United States Treasury Notes	-	3.66	3.66	-
⊖ United States Treasury Notes	-	3.41	7.07	-
⊕ United States Treasury Notes	-	3.32	10.39	-
⊖ United States Treasury Notes	-	3.24	13.63	-
⊖ United States Treasury Notes	-	3.21	16.84	-
United States Treasury Notes	-	3.10	19.94	-
⊖ United States Treasury Notes	-	3.03	22.97	-
⊖ United States Treasury Notes	-	3.02	26.00	-
⊖ United States Treasury Notes	-	2.97	28.97	-
⊖ United States Treasury Notes	-	2.96	31.93	-

**Total Holdings 58**

⊕ Increase ⊖ Decrease ✱ New to Portfolio



# Vanguard Mid Cap Index Admiral VIMAX

**Morningstar Category**  
Mid-Cap Blend

**Morningstar Index**  
Russell Mid Cap TR USD

## Portfolio Manager(s)

Donald Butler since 05-1998  
 Awais Khan since 07-2021  
 Aurélie Denis since 02-2023  
 Aaron Choi since 08-2023

## Quantitative Screens

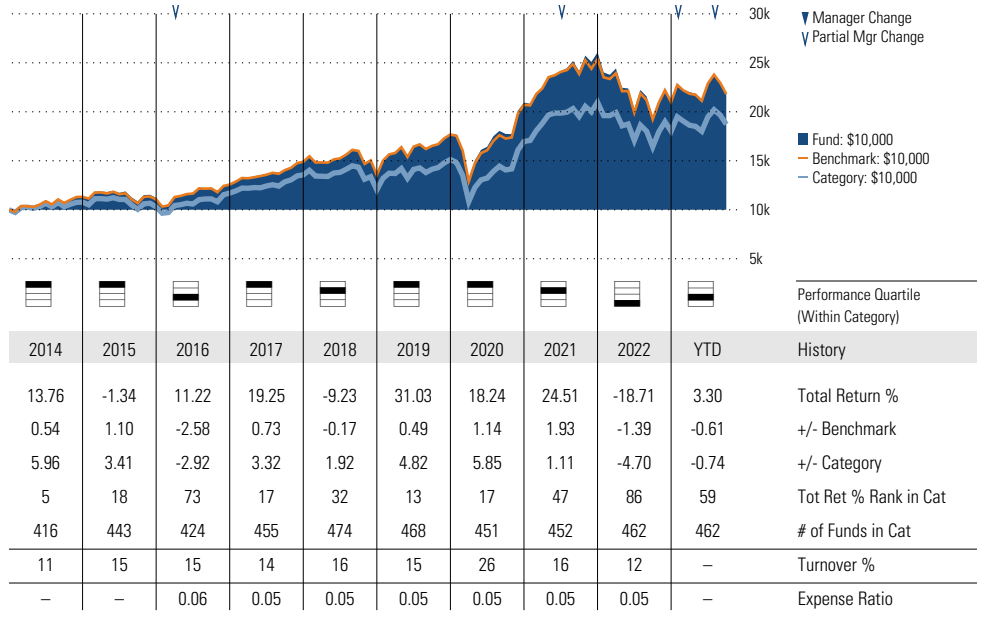
✔ **Performance:** The fund has finished in the Mid-Cap Blend category's top three quartiles in 9 of the 10 years it's been in existence.

✔ **Management:** The fund's management has been in place for 25.38 years.

✔ **Style:** The fund has landed in its primary style box — Mid-Cap Blend — 100 % of the time over the past three years.

✔ **Net Expense:** The fund's expense ratio of 0.05 is 94.19% lower than the Mid-Cap Blend category average.

## Growth of \$10,000



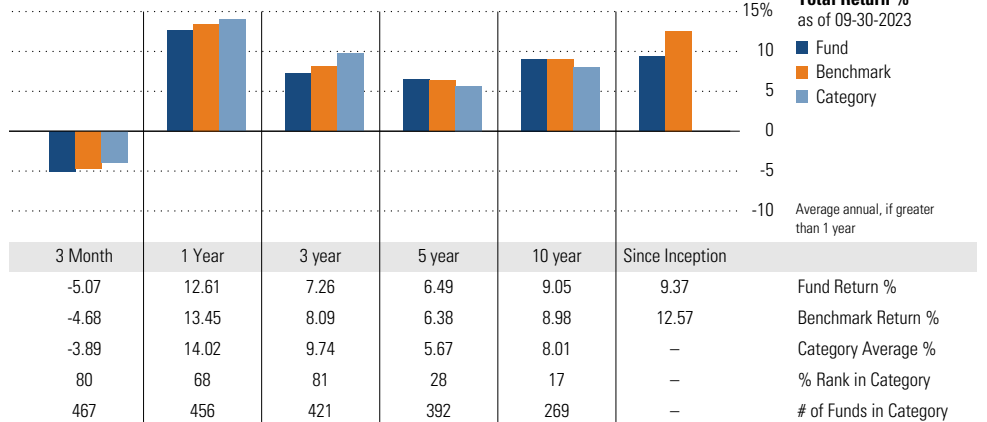
## Morningstar Investment Management LLC Analysis

This fund passes all of Morningstar Investment Management's quantitative screens. Morningstar Investment Management has also assessed the fund from a qualitative perspective and, as a fiduciary, is comfortable recommending the fund's use in retirement plans.

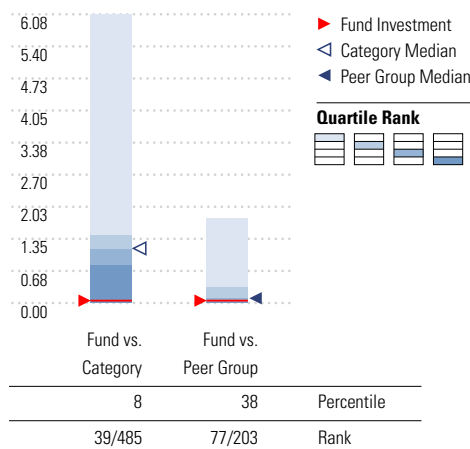
## ESG Metrics

Metric	Rating	Updated
Sustainability Rating	3	08-31-2023
Carbon Risk Score	Medium Risk	12-31-2022
ESG Commitment	1-Low	02-15-2022

## Trailing Performance



## Net Expense



Peer group is a subset of the category and includes funds with the same management style (active vs. passive) and similar share class characteristics.

## 3-Year Risk Metrics

Metric	Fund	Bmark	Cat
Alpha	-0.70	-	1.17
Beta	0.99	-	0.97
R-Squared	99.52	-	93.16
Standard Deviation	19.36	19.52	19.63
Sharpe Ratio	0.35	0.39	0.44
Tracking Error	1.36	-	5.13
Information Ratio	-0.61	-	0.17
Up Capture Ratio	97.67	-	97.68
Down Capture Ratio	100.29	-	93.45

## Portfolio Metrics

Metric	Fund	Bmark	Cat
Price/Earnings Ratio	19.56	17.61	17.52
Price/Book Ratio	2.85	2.67	2.82
Geom Avg Mkt Cap \$B	24.83	18.26	11.63
ROE	17.22	16.11	20.65

# Vanguard Mid Cap Index Admiral VIMAX

Morningstar Category

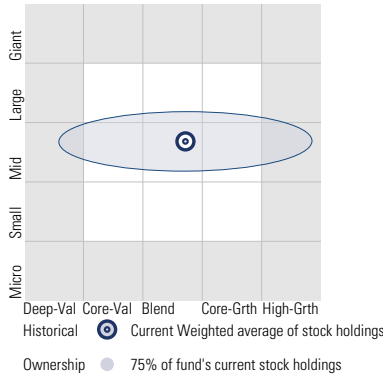
Mid-Cap Blend

Morningstar Index

Russell Mid Cap TR USD

## Style Analysis as of 09-30-2023

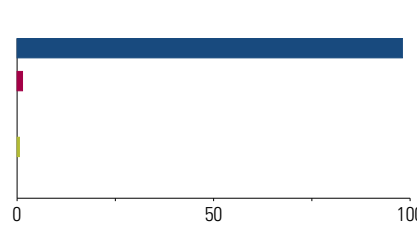
Morningstar Style Box™



## Style Breakdown

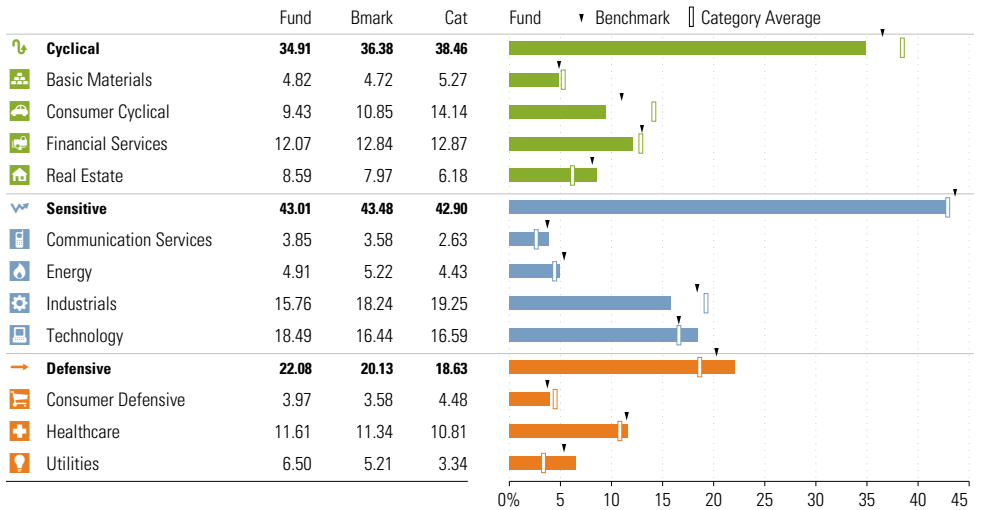


## Asset Allocation as of 09-30-2023



Asset Class	Net %	Cat%
US Stocks	98.04	95.65
Non-US Stocks	1.38	2.70
Bonds	0.00	0.03
Cash	0.59	1.23
Other	0.00	0.38
<b>Total</b>	<b>100.00</b>	<b>100.00</b>

## Sector Weighting as of 09-30-2023



## Top 15 Holdings as of 09-30-2023

Name	% Net Asset	Cumulative %	YTD Return %	Morningstar Sector
⊕ Amphenol Corp Class A	0.83	0.83	11.14	Technology
⊕ Arthur J. Gallagher & Co	0.78	1.61	21.77	Financial Services
⊕ Carrier Global Corp Ordinary Shares	0.76	2.37	34.72	Industrials
⊕ Motorola Solutions Inc	0.75	3.12	6.66	Technology
⊕ TransDigm Group Inc	0.74	3.86	33.90	Industrials
⊕ Arista Networks Inc	0.71	4.57	51.57	Technology
⊕ Microchip Technology Inc	0.71	5.28	12.74	Technology
⊕ Cintas Corp	0.69	5.97	7.32	Industrials
⊕ Nucor Corp	0.68	6.65	19.78	Basic Materials
⊕ PACCAR Inc	0.68	7.33	30.02	Industrials
⊕ Hess Corp	0.67	8.01	8.81	Energy
⊕ ON Semiconductor Corp	0.67	8.68	49.03	Technology
⊕ Old Dominion Freight Line Inc Ordinary Shares	0.67	9.34	44.60	Industrials
⊕ MSCI Inc	0.65	9.99	11.19	Financial Services
⊕ IQVIA Holdings Inc	0.65	10.65	-3.97	Healthcare

**Total Holdings 344**

⊕ Increase ⊖ Decrease ✨ New to Portfolio

# Vanguard Target Retirement 2020 Fund VTWNX

**Morningstar Category**  
Target-Date 2020

**Morningstar Index**  
Morningstar Lifetime Mod 2020 TR USD

## Portfolio Manager(s)

Walter Nejman since 02-2013  
Aurélie Denis since 02-2023  
Michael Roach since 02-2023  
Roger Aliaga-Diaz since 02-2023

## Quantitative Screens

✔ **Performance:** The fund has finished in the Target-Date 2020 category's top three quartiles in 10 of the 10 years it's been in existence.

✔ **Management:** The fund's management has been in place for 10.61 years.

✔ **Style:** The fund has landed in its primary style box — Large Blend — 100 % of the time over the past three years.

✔ **Net Expense:** The fund's expense ratio of 0.08 is 86.21% lower than the Target-Date 2020 category average.

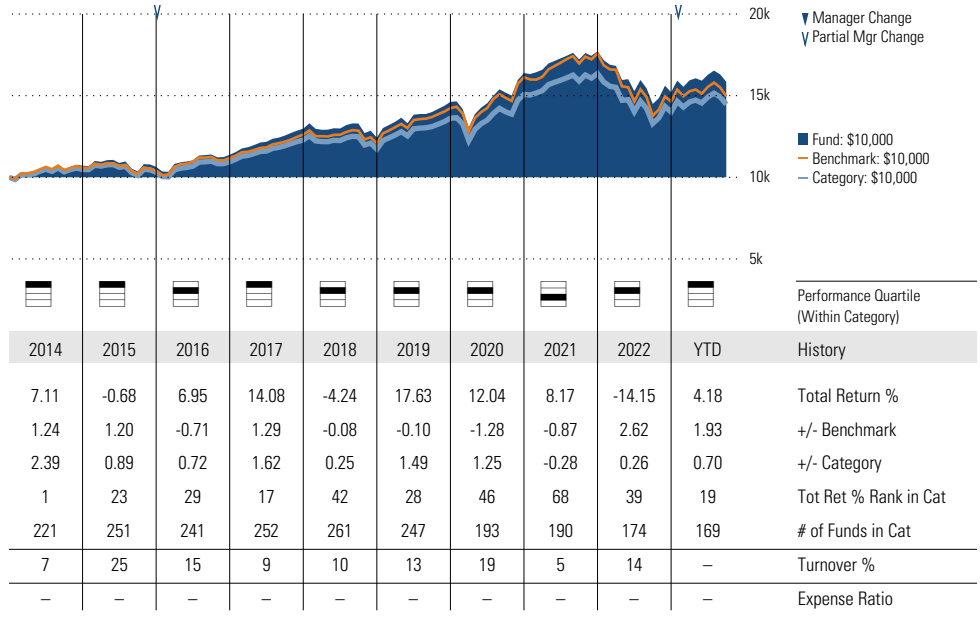
## Morningstar Investment Management LLC Analysis

This fund passes all of Morningstar Investment Management's quantitative screens. Morningstar Investment Management has also assessed the fund from a qualitative perspective and, as a fiduciary, is comfortable recommending the fund's use in retirement plans.

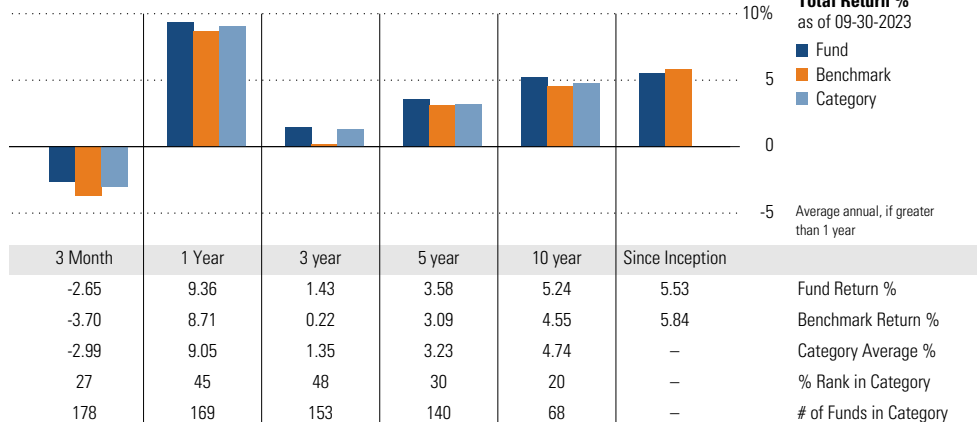
## ESG Metrics

Metric	Rating	Updated
Sustainability Rating	3	08-31-2023
ESG Commitment	1-Low	02-15-2022

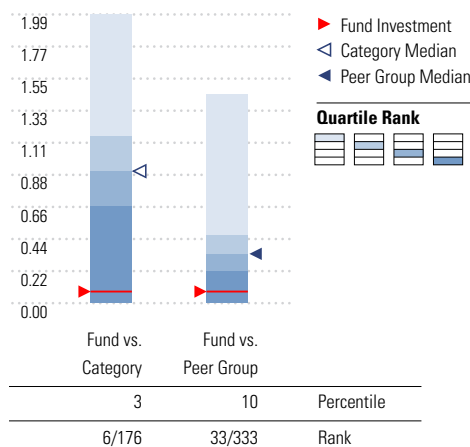
## Growth of \$10,000



## Trailing Performance



## Net Expense



Peer group is a subset of the category and includes funds with the same management style (active vs. passive) and similar share class characteristics.

## 3-Year Risk Metrics

Metric	Fund	Bmark	Cat
Alpha	1.16	-	1.10
Beta	0.87	-	0.88
R-Squared	98.67	-	97.66
Standard Deviation	10.02	11.49	10.24
Sharpe Ratio	-0.01	-0.10	-0.02
Tracking Error	1.92	-	2.17
Information Ratio	0.63	-	0.58
Up Capture Ratio	90.12	-	91.07
Down Capture Ratio	82.63	-	84.06

## Portfolio Metrics

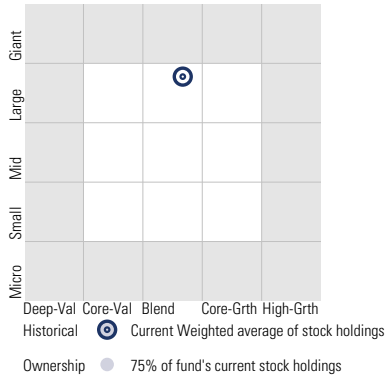
Metric	Fund	Bmark	Cat
Price/Earnings Ratio	17.59	17.60	18.43
Price/Book Ratio	2.47	2.43	2.67
Avg Eff Duration	5.98	-	5.99

# Vanguard Target Retirement 2020 Fund VTWNX

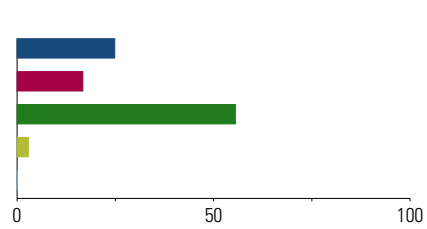
**Morningstar Category**  
Target-Date 2020

**Morningstar Index**  
Morningstar Lifetime Mod 2020 TR USD

**Style Analysis** as of 09-30-2023  
Morningstar Style Box™

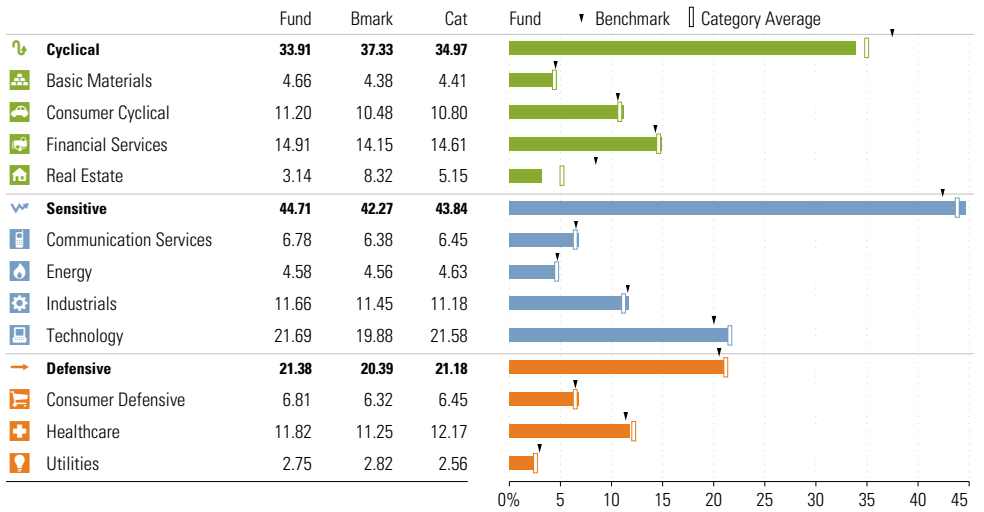


**Asset Allocation** as of 09-30-2023



Asset Class	Net %	Cat%
US Stocks	24.84	26.35
Non-US Stocks	16.72	14.08
Bonds	55.55	49.41
Cash	2.86	2.01
Other	0.03	8.15
<b>Total</b>	<b>100.00</b>	<b>100.00</b>

**Sector Weighting** as of 09-30-2023



**Style Breakdown**



**Top 7 Holdings** as of 09-30-2023

Name	Maturity Date	% Net Asset	Cumulative %	YTD Return %	Morningstar Sector
⊕ Vanguard Total Bond Market II Idx Inv	-	31.67	31.67	-	-
⊖ Vanguard Total Stock Mkt Idx Instl Pls	-	25.00	56.68	-	-
⊖ Vanguard Total Intl Stock Index Inv	-	17.18	73.86	-	-
⊕ Vanguard Total Intl Bd II Idx Instl	-	14.20	88.06	-	-
⊕ Vanguard Shrt-Term Infl-Prot Sec Idx Adm	-	11.09	99.15	-	-
⊖ Mktliq 12/31/2049	-	0.87	100.02	-	-
⊖ Us Dollar	-	0.02	100.03	-	-

**Total Holdings 7**

⊕ Increase ⊖ Decrease ✨ New to Portfolio

# Vanguard Target Retirement 2025 Fund VTTVX

**Morningstar Category**  
Target-Date 2025

**Morningstar Index**  
Morningstar Lifetime Mod 2025 TR USD

## Portfolio Manager(s)

Walter Nejman since 02-2013  
Aurélie Denis since 02-2023  
Michael Roach since 02-2023  
Roger Aliaga-Diaz since 02-2023

## Quantitative Screens

✔ **Performance:** The fund has finished in the Target-Date 2025 category's top three quartiles in 10 of the 10 years it's been in existence.

✔ **Management:** The fund's management has been in place for 10.61 years.

✔ **Style:** The fund has landed in its primary style box — Large Blend — 100 % of the time over the past three years.

✔ **Net Expense:** The fund's expense ratio of 0.08 is 86.67% lower than the Target-Date 2025 category average.

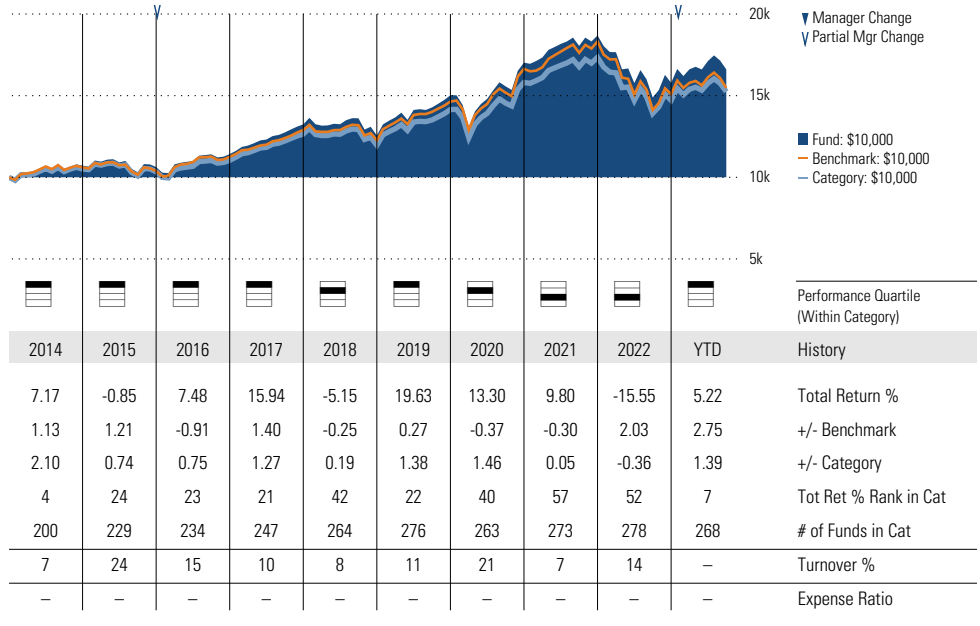
## Morningstar Investment Management LLC Analysis

This fund passes all of Morningstar Investment Management's quantitative screens. Morningstar Investment Management has also assessed the fund from a qualitative perspective and, as a fiduciary, is comfortable recommending the fund's use in retirement plans.

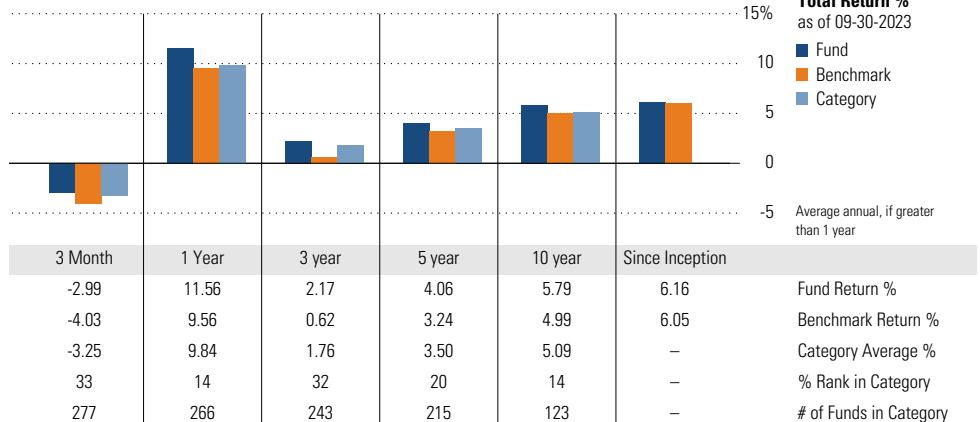
## ESG Metrics

Metric	Rating	Updated
Sustainability Rating	3	08-31-2023
Carbon Risk Score	Low Risk	12-31-2022
ESG Commitment	1-Low	02-15-2022

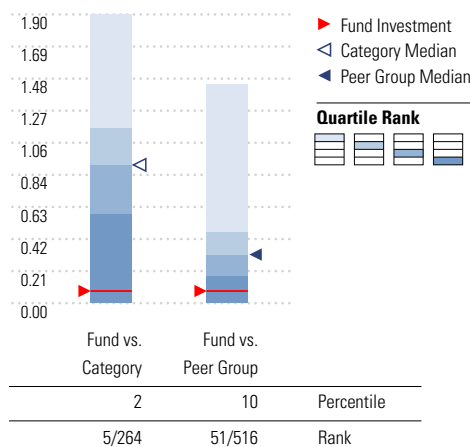
## Growth of \$10,000



## Trailing Performance



## Net Expense



Peer group is a subset of the category and includes funds with the same management style (active vs. passive) and similar share class characteristics.

## 3-Year Risk Metrics

Metric	Fund	Bmark	Cat
Alpha	1.53	-	1.05
Beta	0.93	-	0.87
R-Squared	98.83	-	97.96
Standard Deviation	11.65	12.44	10.95
Sharpe Ratio	0.07	-0.05	0.01
Tracking Error	1.52	-	2.37
Information Ratio	1.02	-	0.56
Up Capture Ratio	98.80	-	91.09
Down Capture Ratio	89.83	-	84.91

## Portfolio Metrics

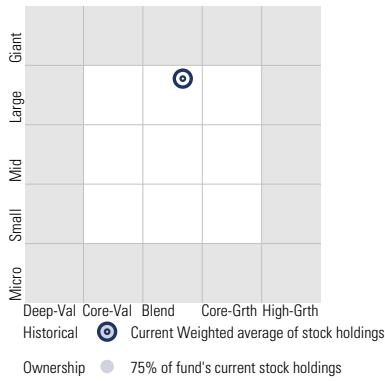
Metric	Fund	Bmark	Cat
Price/Earnings Ratio	17.61	17.42	18.55
Price/Book Ratio	2.47	2.40	2.67
Avg Eff Duration	6.34	-	5.81

# Vanguard Target Retirement 2025 Fund VTTVX

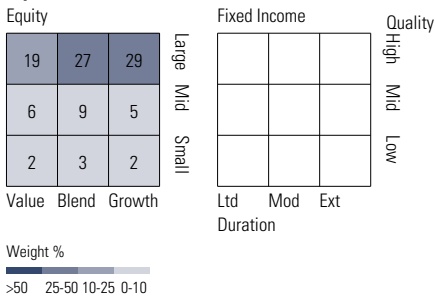
**Morningstar Category**  
Target-Date 2025

**Morningstar Index**  
Morningstar Lifetime Mod 2025 TR USD

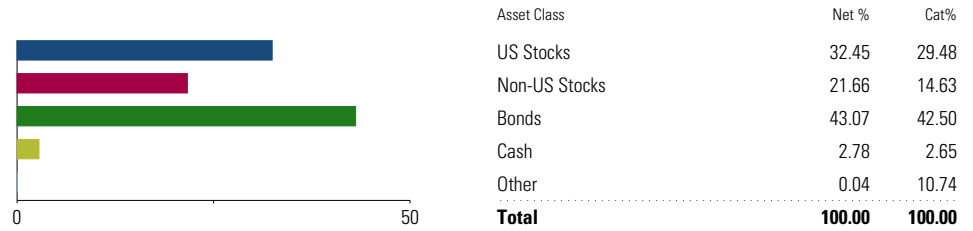
**Style Analysis** as of 09-30-2023  
Morningstar Style Box™



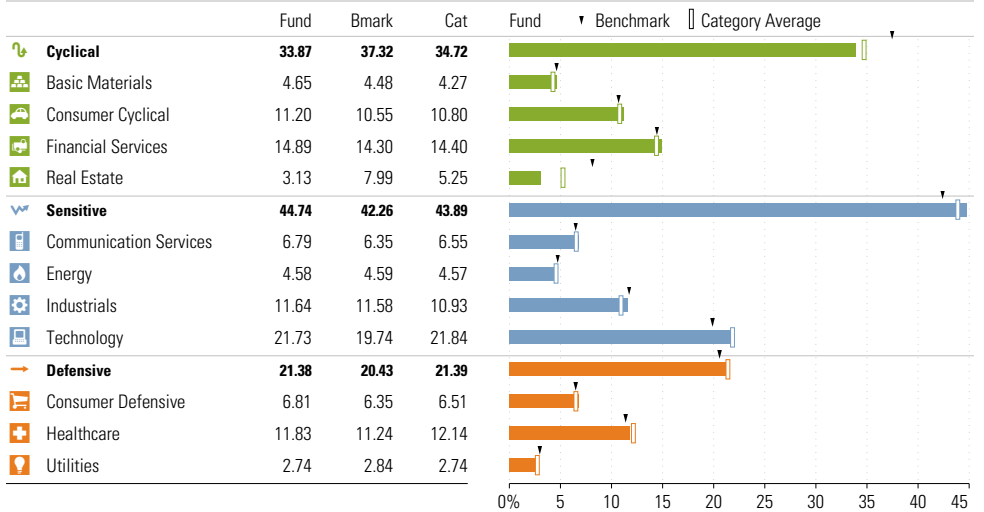
**Style Breakdown**



**Asset Allocation** as of 09-30-2023



**Sector Weighting** as of 09-30-2023



**Top 7 Holdings** as of 09-30-2023

Name	Maturity Date	% Net Asset	Cumulative %	YTD Return %	Morningstar Sector
⊖ Vanguard Total Stock Mkt Idx Instl Pls	-	32.66	32.66	-	-
⊕ Vanguard Total Bond Market II Idx Inv	-	27.46	60.13	-	-
⊖ Vanguard Total Intl Stock Index Inv	-	22.26	82.39	-	-
⊕ Vanguard Total Intl Bd II Idx Instl	-	11.98	94.37	-	-
⊕ Vanguard Shrt-Term Infl-Prot Sec Idx Adm	-	4.46	98.83	-	-
⊖ Mktliq 12/31/2049	-	1.17	99.99	-	-
⊕ Us Dollar	-	0.01	100.00	-	-

**Total Holdings 7**

⊕ Increase ⊖ Decrease ✨ New to Portfolio

# Vanguard Target Retirement 2030 Fund VTHRX

**Morningstar Category**  
Target-Date 2030

**Morningstar Index**  
Morningstar Lifetime Mod 2030 TR USD

## Portfolio Manager(s)

Walter Nejman since 02-2013  
Aurélie Denis since 02-2023  
Michael Roach since 02-2023  
Roger Aliaga-Diaz since 02-2023

## Quantitative Screens

✔ **Performance:** The fund has finished in the Target-Date 2030 category's top three quartiles in 10 of the 10 years it's been in existence.

✔ **Management:** The fund's management has been in place for 10.61 years.

✔ **Style:** The fund has landed in its primary style box — Large Blend — 100 % of the time over the past three years.

✔ **Net Expense:** The fund's expense ratio of 0.08 is 87.3% lower than the Target-Date 2030 category average.

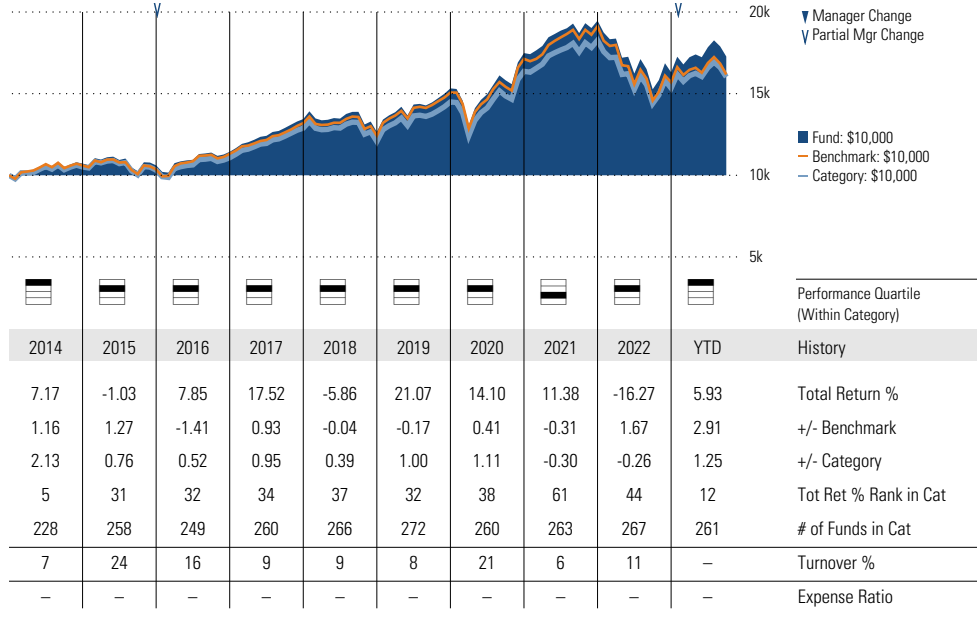
## Morningstar Investment Management LLC Analysis

This fund passes all of Morningstar Investment Management's quantitative screens. Morningstar Investment Management has also assessed the fund from a qualitative perspective and, as a fiduciary, is comfortable recommending the fund's use in retirement plans.

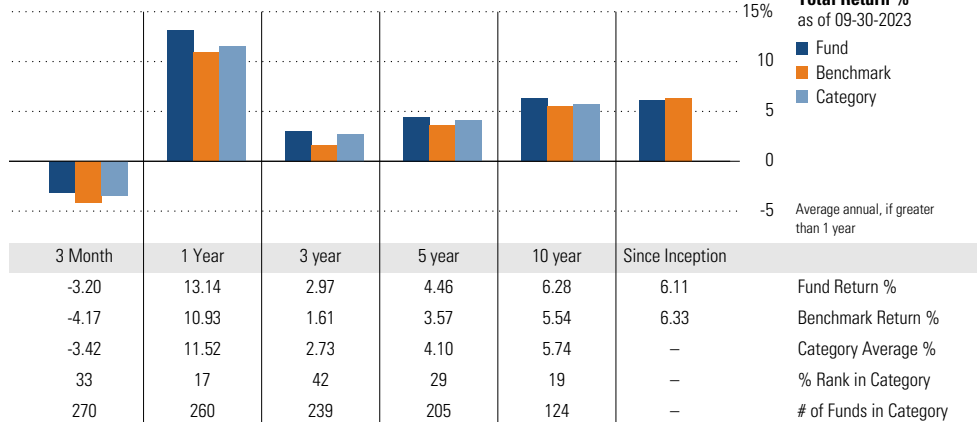
## ESG Metrics

Metric	Rating	Updated
Sustainability Rating	3	08-31-2023
Carbon Risk Score	Low Risk	12-31-2022
ESG Commitment	1-Low	02-15-2022

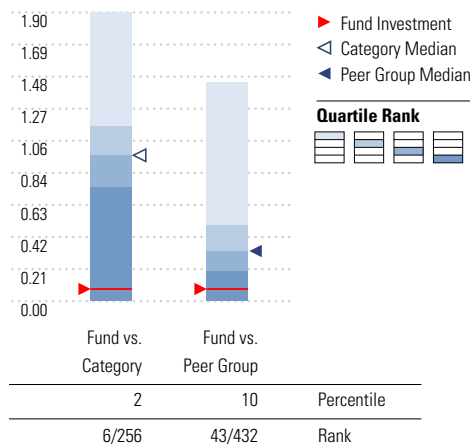
## Growth of \$10,000



## Trailing Performance



## Net Expense



Peer group is a subset of the category and includes funds with the same management style (active vs. passive) and similar share class characteristics.

## 3-Year Risk Metrics

	Fund	Bmark	Cat
Alpha	1.39	-	1.18
Beta	0.94	-	0.91
R-Squared	99.00	-	98.28
Standard Deviation	12.77	13.50	12.37
Sharpe Ratio	0.13	0.03	0.11
Tracking Error	1.51	-	2.14
Information Ratio	0.91	-	0.62
Up Capture Ratio	98.80	-	95.10
Down Capture Ratio	91.39	-	88.80

## Portfolio Metrics

	Fund	Bmark	Cat
Price/Earnings Ratio	17.68	17.24	18.53
Price/Book Ratio	2.49	2.37	2.75
Avg Eff Duration	6.73	-	5.85

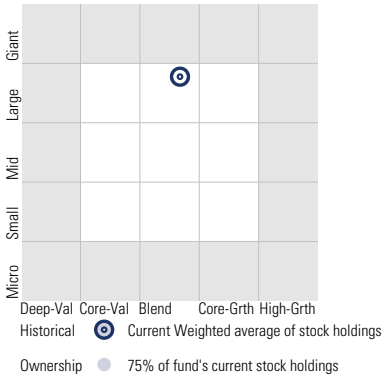
# Vanguard Target Retirement 2030 Fund VTHR

**Morningstar Category**  
Target-Date 2030

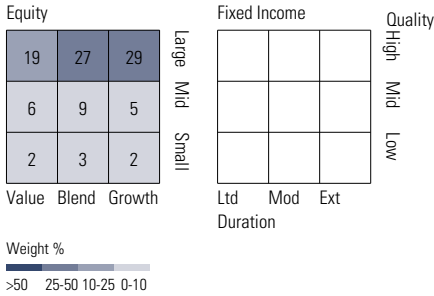
**Morningstar Index**  
Morningstar Lifetime Mod 2030 TR USD

## Style Analysis as of 09-30-2023

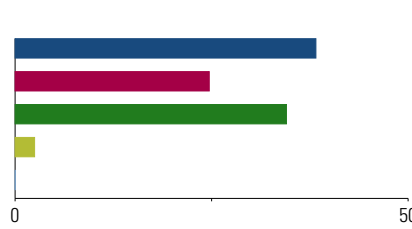
Morningstar Style Box™



## Style Breakdown

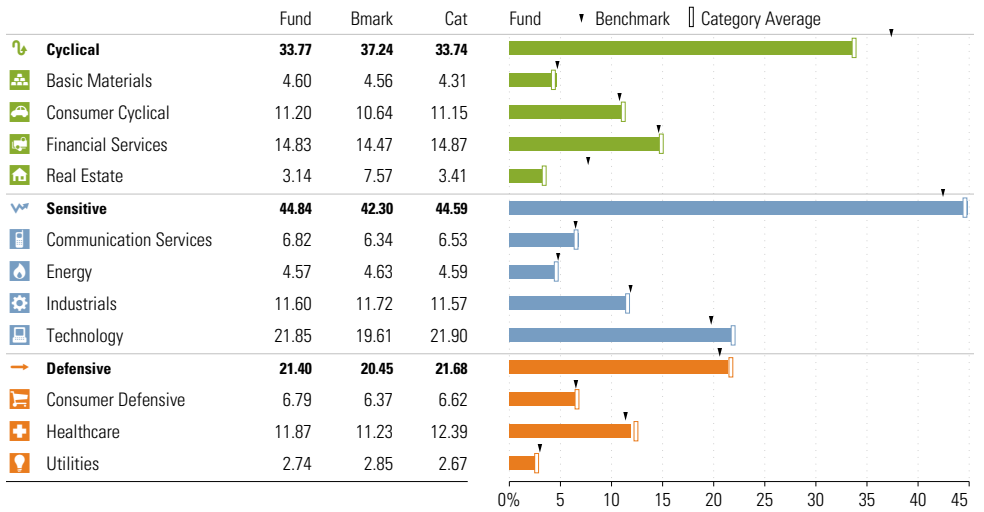


## Asset Allocation as of 09-30-2023



Asset Class	Net %	Cat%
US Stocks	38.27	35.41
Non-US Stocks	24.70	18.47
Bonds	34.52	33.26
Cash	2.48	1.01
Other	0.03	11.85
<b>Total</b>	<b>100.00</b>	<b>100.00</b>

## Sector Weighting as of 09-30-2023



## Top 6 Holdings as of 09-30-2023

Name	Maturity Date	% Net Asset	Cumulative %	YTD Return %	Morningstar Sector
⊖ Vanguard Total Stock Mkt Idx Instl Pls	-	38.53	38.53	-	-
⊖ Vanguard Total Intl Stock Index Inv	-	25.37	63.90	-	-
⊕ Vanguard Total Bond Market II Idx Inv	-	24.41	88.31	-	-
⊕ Vanguard Total Intl Bd II Idx Instl	-	10.56	98.87	-	-
⊖ Mktliq 12/31/2049	-	1.11	99.98	-	-
⊕ Us Dollar	-	0.02	100.00	-	-

## Total Holdings 6

⊕ Increase ⊖ Decrease ✨ New to Portfolio



# Vanguard Target Retirement 2035 Fund VTTX

**Morningstar Category**  
Target-Date 2035

**Morningstar Index**  
Morningstar Lifetime Mod 2035 TR USD

## Portfolio Manager(s)

Walter Nejman since 02-2013  
Aur lie Denis since 02-2023  
Michael Roach since 02-2023  
Roger Aliaga-Diaz since 02-2023

## Quantitative Screens

✔ **Performance:** The fund has finished in the Target-Date 2035 category's top three quartiles in 9 of the 10 years it's been in existence.

✔ **Management:** The fund's management has been in place for 10.61 years.

✔ **Style:** The fund has landed in its primary style box — Large Blend — 100 % of the time over the past three years.

✔ **Net Expense:** The fund's expense ratio of 0.08 is 87.1% lower than the Target-Date 2035 category average.

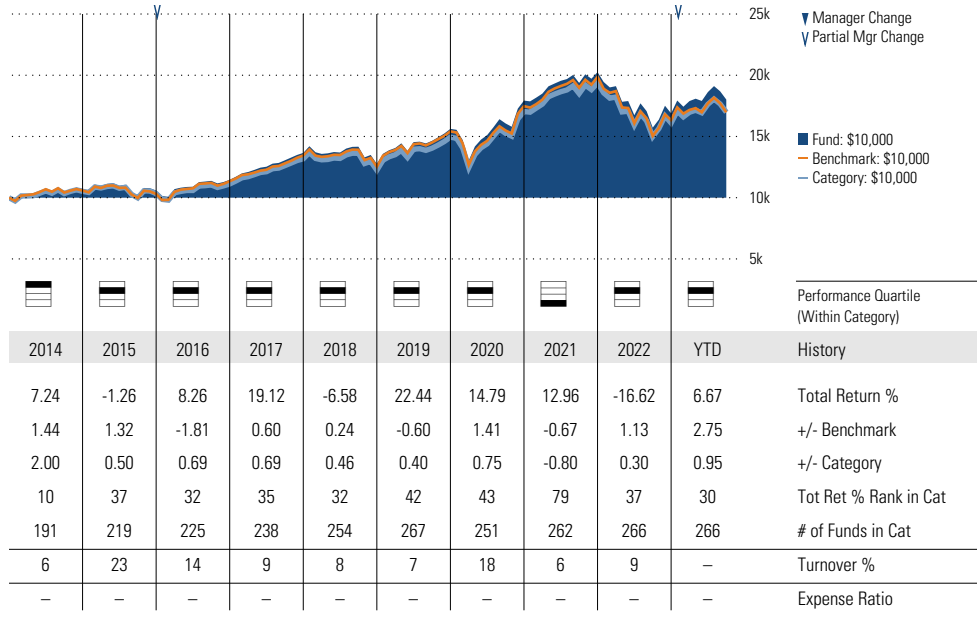
## Morningstar Investment Management LLC Analysis

This fund passes all of Morningstar Investment Management's quantitative screens. Morningstar Investment Management has also assessed the fund from a qualitative perspective and, as a fiduciary, is comfortable recommending the fund's use in retirement plans.

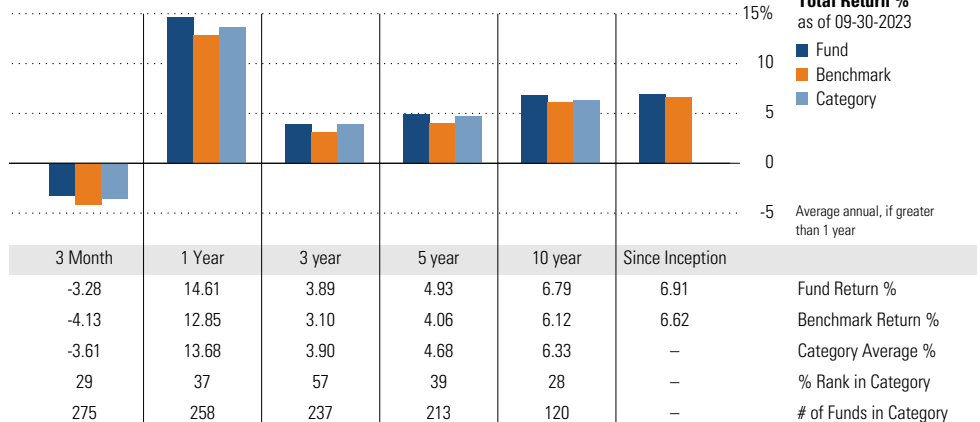
## ESG Metrics

Metric	Rating	Updated
Sustainability Rating	3	08-31-2023
Carbon Risk Score	Low Risk	12-31-2022
ESG Commitment	1-Low	02-15-2022

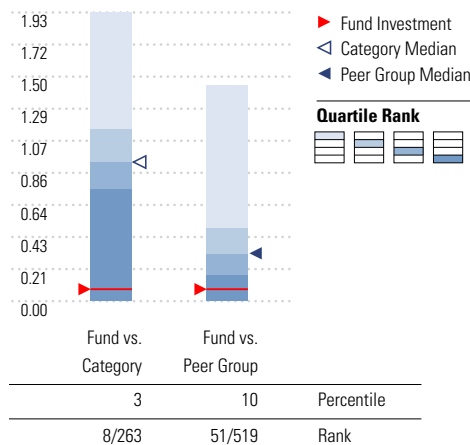
## Growth of \$10,000



## Trailing Performance



## Net Expense



Peer group is a subset of the category and includes funds with the same management style (active vs. passive) and similar share class characteristics.

## 3-Year Risk Metrics

	Fund	Bmark	Cat
Alpha	0.91	-	0.97
Beta	0.93	-	0.94
R-Squared	99.07	-	98.48
Standard Deviation	13.72	14.62	13.83
Sharpe Ratio	0.20	0.14	0.20
Tracking Error	1.63	-	2.06
Information Ratio	0.48	-	0.51
Up Capture Ratio	96.61	-	97.43
Down Capture Ratio	92.20	-	92.79

## Portfolio Metrics

	Fund	Bmark	Cat
Price/Earnings Ratio	17.70	17.07	18.50
Price/Book Ratio	2.50	2.34	2.71
Avg Eff Duration	6.73	-	6.11

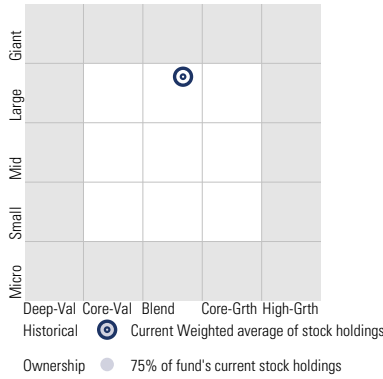
# Vanguard Target Retirement 2035 Fund VTTHX

**Morningstar Category**  
Target-Date 2035

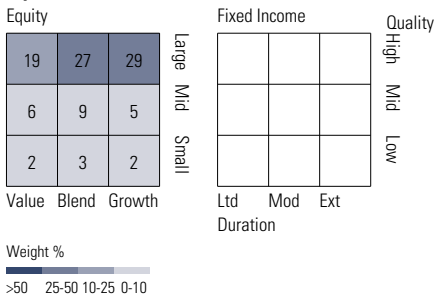
**Morningstar Index**  
Morningstar Lifetime Mod 2035 TR USD

## Style Analysis as of 09-30-2023

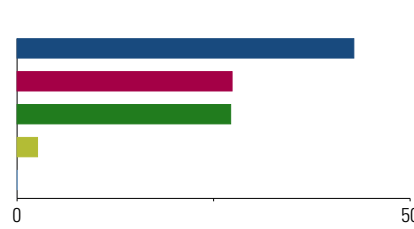
Morningstar Style Box™



## Style Breakdown

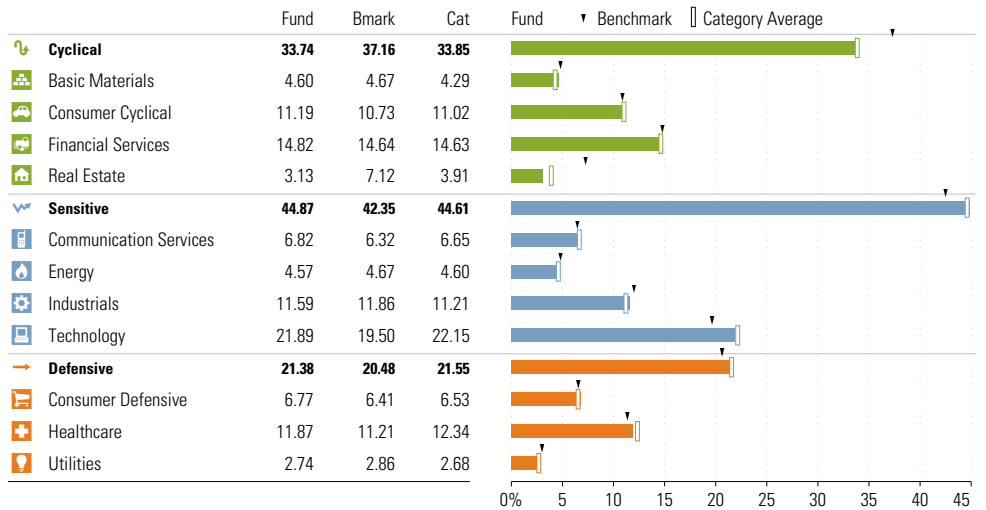


## Asset Allocation as of 09-30-2023



Asset Class	Net %	Cat%
US Stocks	42.84	42.75
Non-US Stocks	27.35	21.09
Bonds	27.17	22.52
Cash	2.60	1.63
Other	0.03	12.02
<b>Total</b>	<b>100.00</b>	<b>100.00</b>

## Sector Weighting as of 09-30-2023



## Top 6 Holdings as of 09-30-2023

Name	Maturity Date	% Net Asset	Cumulative %	YTD Return %	Morningstar Sector
⊖ Vanguard Total Stock Mkt Idx Instl Pls	-	43.13	43.13	-	-
⊖ Vanguard Total Intl Stock Index Inv	-	28.10	71.22	-	-
⊕ Vanguard Total Bond Market II Idx Inv	-	19.21	90.43	-	-
⊕ Vanguard Total Intl Bd II Idx Instl	-	8.31	98.74	-	-
⊕ Mktliq 12/31/2049	-	1.24	99.98	-	-
⊕ Us Dollar	-	0.02	100.00	-	-

## Total Holdings 6

⊕ Increase ⊖ Decrease ✨ New to Portfolio

# Vanguard Target Retirement 2040 Fund VFORX

**Morningstar Category**  
Target-Date 2040

**Morningstar Index**  
Morningstar Lifetime Mod 2040 TR USD

## Portfolio Manager(s)

Walter Nejman since 02-2013  
Aurélie Denis since 02-2023  
Michael Roach since 02-2023  
Roger Aliaga-Diaz since 02-2023

## Quantitative Screens

**Performance:** The fund has finished in the Target-Date 2040 category's top three quartiles in 9 of the 10 years it's been in existence.

**Management:** The fund's management has been in place for 10.61 years.

**Style:** The fund has landed in its primary style box — Large Blend — 100 % of the time over the past three years.

**Net Expense:** The fund's expense ratio of 0.08 is 87.88% lower than the Target-Date 2040 category average.

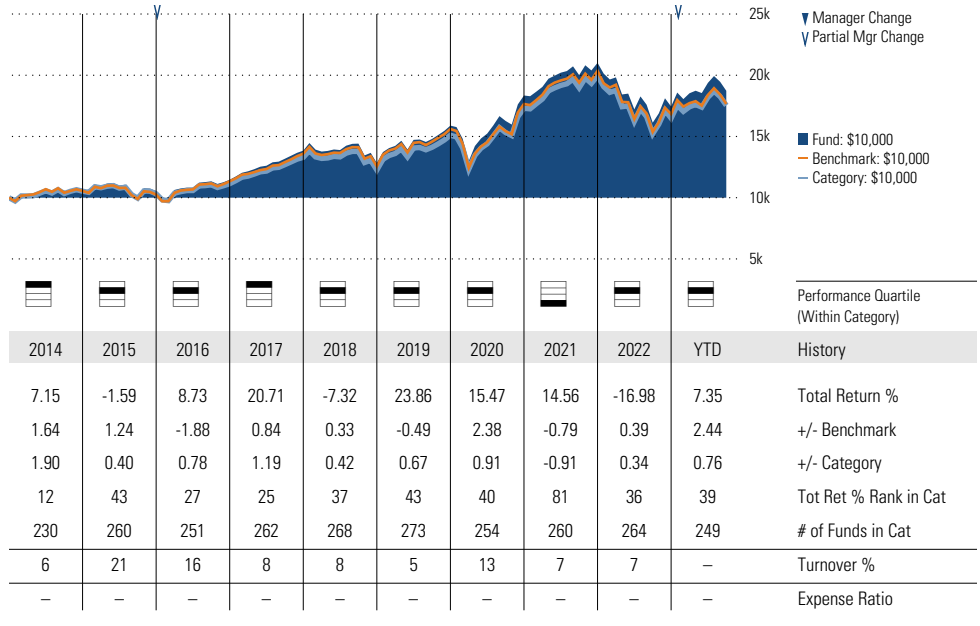
## Morningstar Investment Management LLC Analysis

This fund passes all of Morningstar Investment Management's quantitative screens. Morningstar Investment Management has also assessed the fund from a qualitative perspective and, as a fiduciary, is comfortable recommending the fund's use in retirement plans.

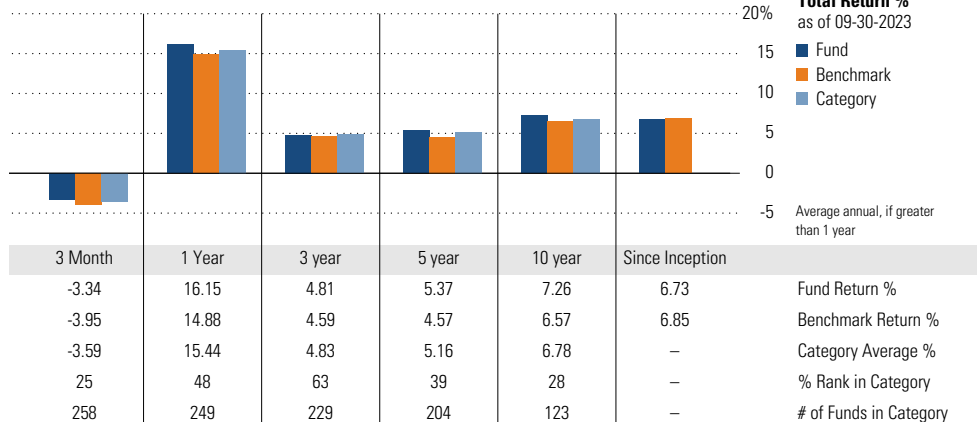
## ESG Metrics

Metric	Rating	Updated
Sustainability Rating	3	08-31-2023
Carbon Risk Score	Low Risk	12-31-2022
ESG Commitment	1-Low	02-15-2022

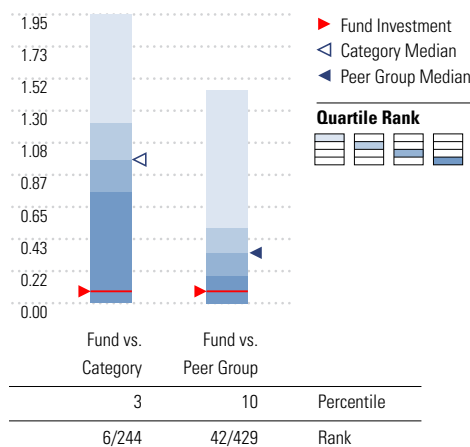
## Growth of \$10,000



## Trailing Performance



## Net Expense



Peer group is a subset of the category and includes funds with the same management style (active vs. passive) and similar share class characteristics.

## 3-Year Risk Metrics

	Fund	Bmark	Cat
Alpha	0.44	-	0.45
Beta	0.94	-	0.95
R-Squared	99.00	-	98.40
Standard Deviation	14.68	15.62	14.97
Sharpe Ratio	0.25	0.23	0.25
Tracking Error	1.79	-	2.19
Information Ratio	0.12	-	0.20
Up Capture Ratio	95.53	-	97.38
Down Capture Ratio	93.64	-	95.57

## Portfolio Metrics

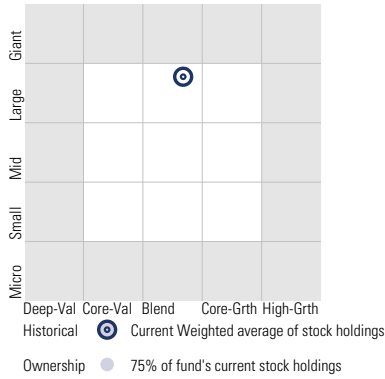
	Fund	Bmark	Cat
Price/Earnings Ratio	17.75	16.90	18.51
Price/Book Ratio	2.51	2.31	2.74
Avg Eff Duration	6.72	-	6.11

# Vanguard Target Retirement 2040 Fund VFORX

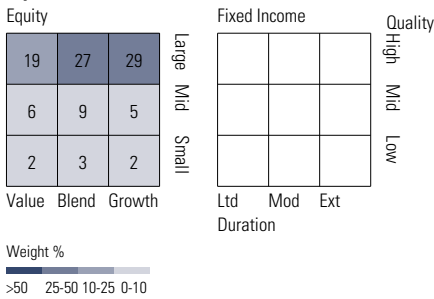
**Morningstar Category**  
Target-Date 2040

**Morningstar Index**  
Morningstar Lifetime Mod 2040 TR USD

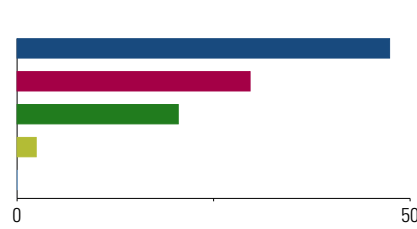
**Style Analysis** as of 09-30-2023  
Morningstar Style Box™



**Style Breakdown**

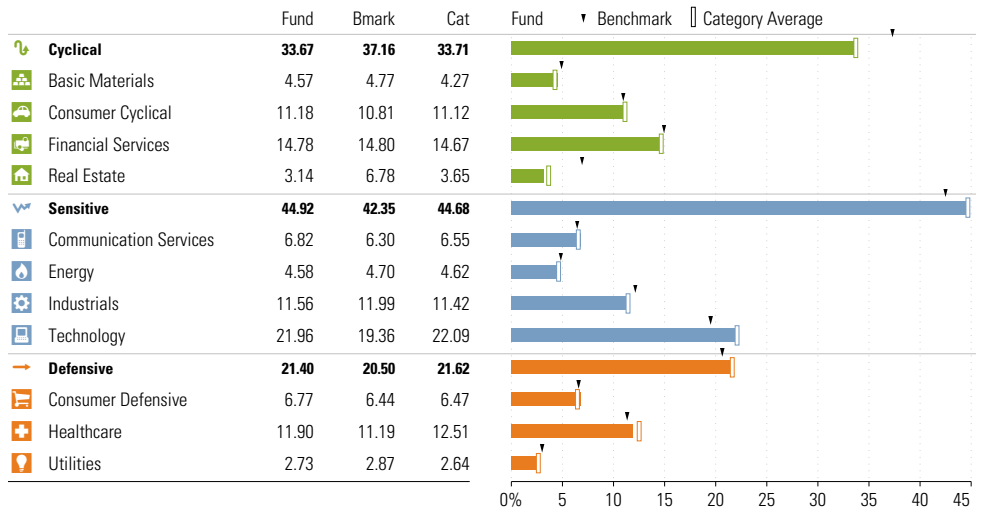


**Asset Allocation** as of 09-30-2023



Asset Class	Net %	Cat%
US Stocks	47.39	49.37
Non-US Stocks	29.64	24.30
Bonds	20.50	12.60
Cash	2.43	1.13
Other	0.04	12.62
<b>Total</b>	<b>100.00</b>	<b>100.00</b>

**Sector Weighting** as of 09-30-2023



**Top 6 Holdings** as of 09-30-2023

Name	Maturity Date	% Net Asset	Cumulative %	YTD Return %	Morningstar Sector
⊖ Vanguard Total Stock Mkt Idx Instl Pls	-	47.71	47.71	-	-
⊖ Vanguard Total Intl Stock Index Inv	-	30.44	78.16	-	-
⊕ Vanguard Total Bond Market II Idx Inv	-	14.69	92.85	-	-
⊕ Vanguard Total Intl Bd II Idx Instl	-	6.07	98.92	-	-
⊖ Mktliq 12/31/2049	-	1.07	99.99	-	-
⊕ Us Dollar	-	0.01	100.00	-	-

**Total Holdings 6**

⊕ Increase ⊖ Decrease ✨ New to Portfolio

# Vanguard Target Retirement 2045 Fund VTIVX

**Morningstar Category**  
Target-Date 2045

**Morningstar Index**  
Morningstar Lifetime Mod 2045 TR USD

## Portfolio Manager(s)

Walter Nejman since 02-2013  
Aurélie Denis since 02-2023  
Michael Roach since 02-2023  
Roger Aliaga-Diaz since 02-2023

## Quantitative Screens

✔ **Performance:** The fund has finished in the Target-Date 2045 category's top three quartiles in 10 of the 10 years it's been in existence.

✔ **Management:** The fund's management has been in place for 10.61 years.

✔ **Style:** The fund has landed in its primary style box — Large Blend — 100 % of the time over the past three years.

✔ **Net Expense:** The fund's expense ratio of 0.08 is 87.5% lower than the Target-Date 2045 category average.

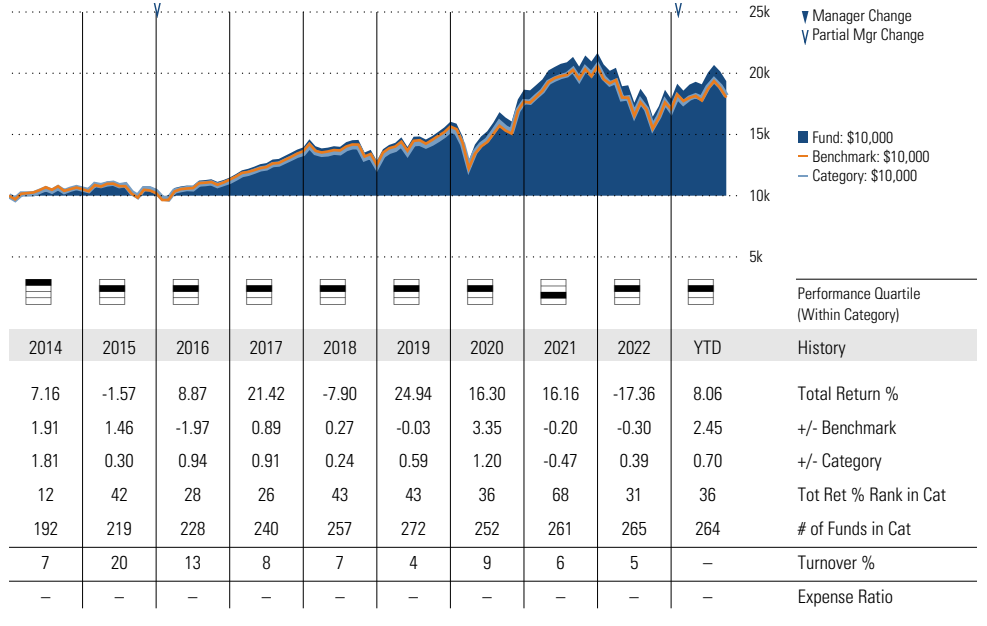
## Morningstar Investment Management LLC Analysis

This fund passes all of Morningstar Investment Management's quantitative screens. Morningstar Investment Management has also assessed the fund from a qualitative perspective and, as a fiduciary, is comfortable recommending the fund's use in retirement plans.

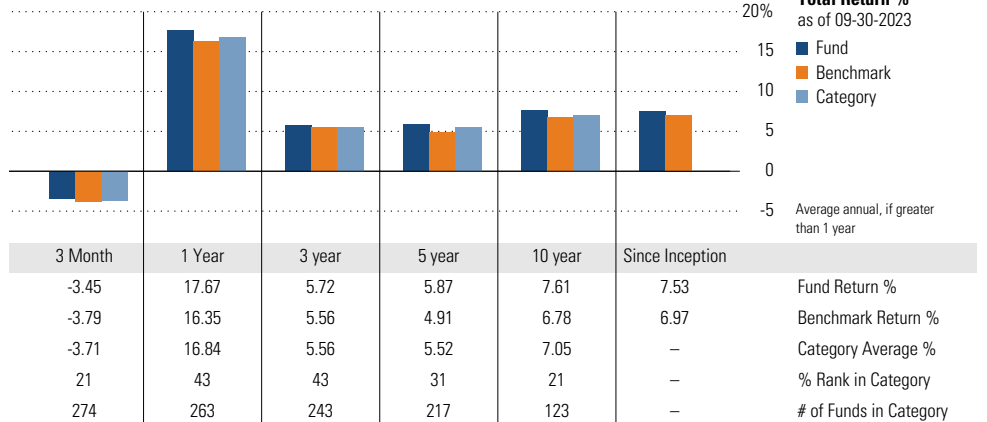
## ESG Metrics

Metric	Rating	Updated
Sustainability Rating	3	08-31-2023
Carbon Risk Score	Low Risk	12-31-2022
ESG Commitment	1-Low	02-15-2022

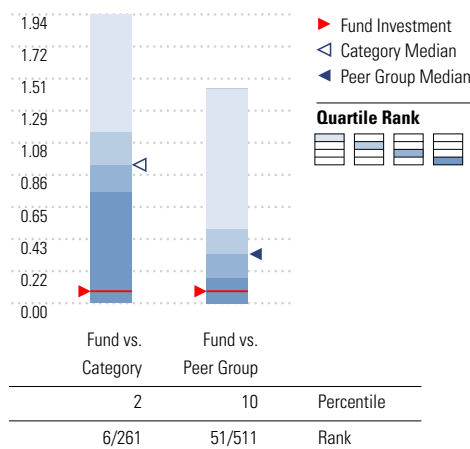
## Growth of \$10,000



## Trailing Performance



## Net Expense



Peer group is a subset of the category and includes funds with the same management style (active vs. passive) and similar share class characteristics.

## 3-Year Risk Metrics

	Fund	Bmark	Cat
Alpha	0.35	-	0.10
Beta	0.96	-	0.96
R-Squared	98.96	-	98.38
Standard Deviation	15.68	16.29	15.81
Sharpe Ratio	0.30	0.29	0.28
Tracking Error	1.75	-	2.19
Information Ratio	0.09	-	0.01
Up Capture Ratio	97.80	-	98.04
Down Capture Ratio	96.56	-	97.98

## Portfolio Metrics

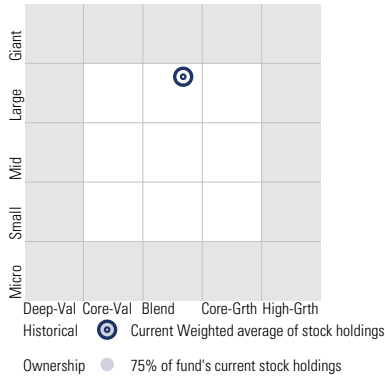
	Fund	Bmark	Cat
Price/Earnings Ratio	17.75	16.76	18.33
Price/Book Ratio	2.51	2.28	2.67
Avg Eff Duration	6.72	-	6.74

# Vanguard Target Retirement 2045 Fund VTIVX

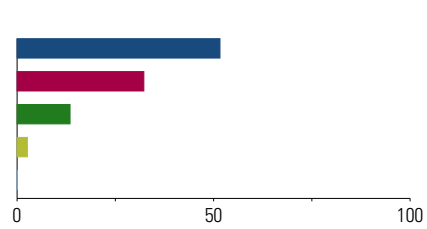
**Morningstar Category**  
Target-Date 2045

**Morningstar Index**  
Morningstar Lifetime Mod 2045 TR USD

**Style Analysis** as of 09-30-2023  
Morningstar Style Box™

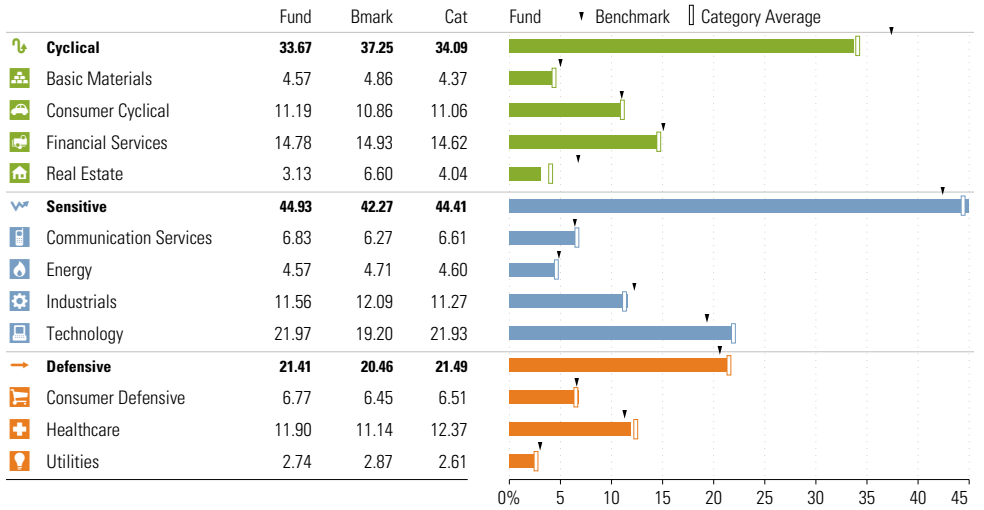


**Asset Allocation** as of 09-30-2023



Asset Class	Net %	Cat%
US Stocks	51.62	52.76
Non-US Stocks	32.25	27.21
Bonds	13.47	7.95
Cash	2.61	1.22
Other	0.05	10.87
<b>Total</b>	<b>100.00</b>	<b>100.00</b>

**Sector Weighting** as of 09-30-2023



**Style Breakdown**



**Top 6 Holdings** as of 09-30-2023

Name	Maturity Date	% Net Asset	Cumulative %	YTD Return %	Morningstar Sector
⊖ Vanguard Total Stock Mkt Idx Instl Pls	-	51.98	51.98	-	-
⊖ Vanguard Total Intl Stock Index Inv	-	33.12	85.10	-	-
⊕ Vanguard Total Bond Market II Idx Inv	-	9.77	94.87	-	-
⊕ Vanguard Total Intl Bd II Idx Instl	-	3.88	98.75	-	-
⊖ Mktliq 12/31/2049	-	1.24	99.99	-	-
⊕ Us Dollar	-	0.01	100.00	-	-

**Total Holdings 6**

⊕ Increase ⊖ Decrease ✨ New to Portfolio

# Vanguard Target Retirement 2050 Fund VFI5X

**Morningstar Category**  
Target-Date 2050

**Morningstar Index**  
Morningstar Lifetime Mod 2050 TR USD

## Portfolio Manager(s)

Walter Nejman since 02-2013  
Aurélie Denis since 02-2023  
Michael Roach since 02-2023  
Roger Aliaga-Diaz since 02-2023

## Quantitative Screens

✔ **Performance:** The fund has finished in the Target-Date 2050 category's top three quartiles in 10 of the 10 years it's been in existence.

✔ **Management:** The fund's management has been in place for 10.61 years.

✔ **Style:** The fund has landed in its primary style box — Large Blend — 100 % of the time over the past three years.

✔ **Net Expense:** The fund's expense ratio of 0.08 is 87.88% lower than the Target-Date 2050 category average.

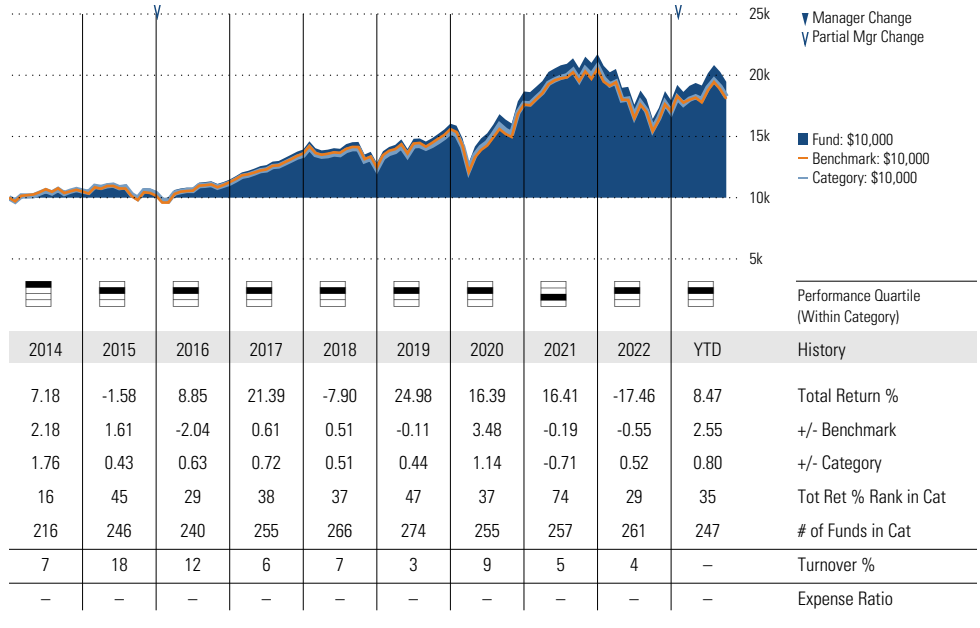
## Morningstar Investment Management LLC Analysis

This fund passes all of Morningstar Investment Management's quantitative screens. Morningstar Investment Management has also assessed the fund from a qualitative perspective and, as a fiduciary, is comfortable recommending the fund's use in retirement plans.

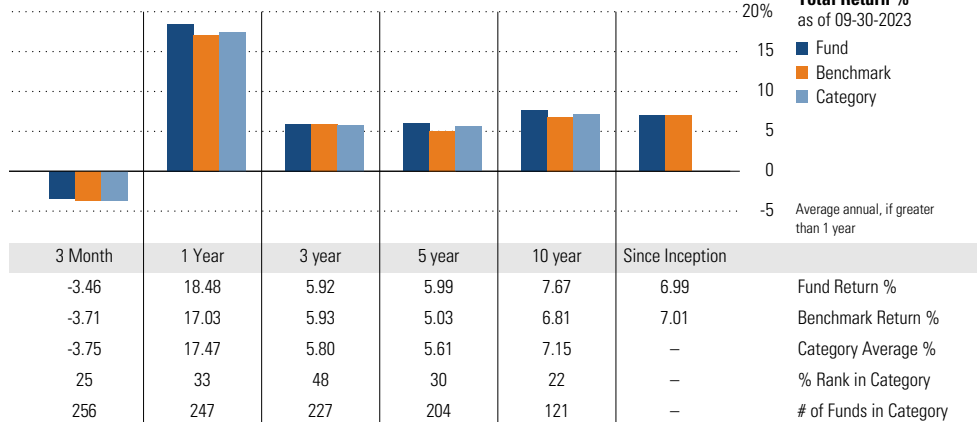
## ESG Metrics

Metric	Rating	Updated
Sustainability Rating	3	08-31-2023
Carbon Risk Score	Low Risk	12-31-2022
ESG Commitment	1-Low	02-15-2022

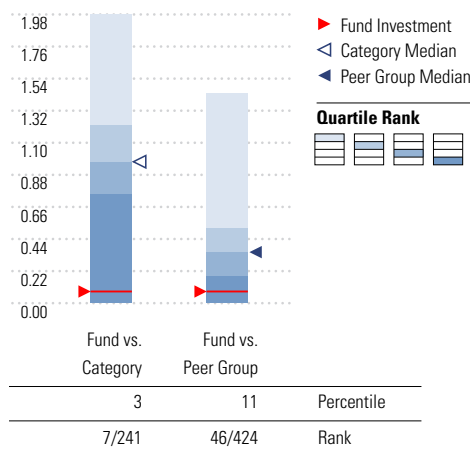
## Growth of \$10,000



## Trailing Performance



## Net Expense



Peer group is a subset of the category and includes funds with the same management style (active vs. passive) and similar share class characteristics.

## 3-Year Risk Metrics

	Fund	Bmark	Cat
Alpha	0.19	-	-0.06
Beta	0.96	-	0.97
R-Squared	98.83	-	98.24
Standard Deviation	15.99	16.58	16.20
Sharpe Ratio	0.31	0.31	0.29
Tracking Error	1.86	-	2.24
Information Ratio	-0.01	-	-0.09
Up Capture Ratio	97.94	-	98.54
Down Capture Ratio	97.51	-	99.27

## Portfolio Metrics

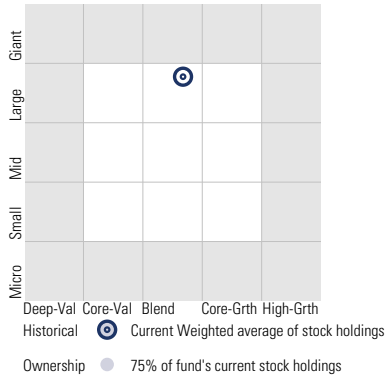
	Fund	Bmark	Cat
Price/Earnings Ratio	17.70	16.63	18.33
Price/Book Ratio	2.49	2.25	2.67
Avg Eff Duration	6.71	-	6.59

# Vanguard Target Retirement 2050 Fund VFIFX

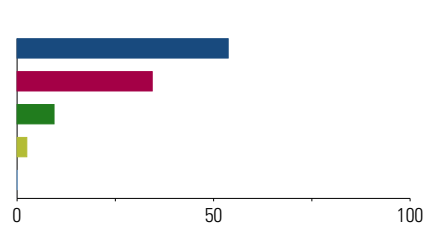
**Morningstar Category**  
Target-Date 2050

**Morningstar Index**  
Morningstar Lifetime Mod 2050 TR USD

**Style Analysis** as of 09-30-2023  
Morningstar Style Box™

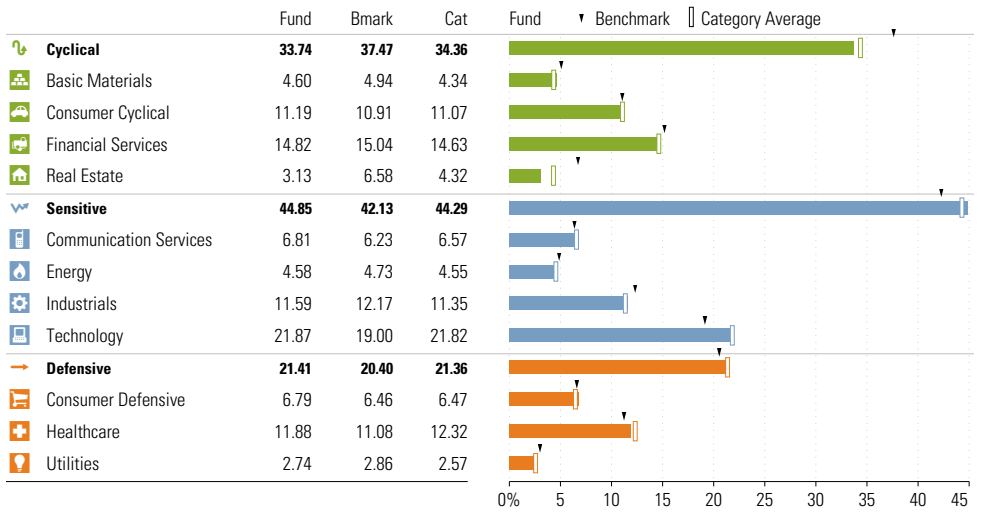


**Asset Allocation** as of 09-30-2023



Asset Class	Net %	Cat%
US Stocks	53.71	55.24
Non-US Stocks	34.38	28.24
Bonds	9.40	5.60
Cash	2.47	1.16
Other	0.05	9.76
<b>Total</b>	<b>100.00</b>	<b>100.00</b>

**Sector Weighting** as of 09-30-2023



**Style Breakdown**



**Top 6 Holdings** as of 09-30-2023

Name	Maturity Date	% Net Asset	Cumulative %	YTD Return %	Morningstar Sector
⊖ Vanguard Total Stock Mkt Idx Instl Pls	-	54.07	54.07	-	-
⊕ Vanguard Total Intl Stock Index Inv	-	35.31	89.38	-	-
⊕ Vanguard Total Bond Market II Idx Inv	-	6.88	96.26	-	-
⊕ Vanguard Total Intl Bd II Idx Instl	-	2.64	98.90	-	-
⊕ Mktliq 12/31/2049	-	1.08	99.99	-	-
⊕ Us Dollar	-	0.01	100.00	-	-

**Total Holdings 6**

⊕ Increase ⊖ Decrease ✨ New to Portfolio



# Vanguard Target Retirement 2055 Fund VFFVX

**Morningstar Category**  
Target-Date 2055

**Morningstar Index**  
Morningstar Lifetime Mod 2055 TR USD

## Portfolio Manager(s)

Walter Nejman since 02-2013  
Aur lie Denis since 02-2023  
Michael Roach since 02-2023  
Roger Aliaga-Diaz since 02-2023

## Quantitative Screens

✔ **Performance:** The fund has finished in the Target-Date 2055 category's top three quartiles in 9 of the 10 years it's been in existence.

✔ **Management:** The fund's management has been in place for 10.61 years.

✔ **Style:** The fund has landed in its primary style box — Large Blend — 100 % of the time over the past three years.

✔ **Net Expense:** The fund's expense ratio of 0.08 is 87.5% lower than the Target-Date 2055 category average.

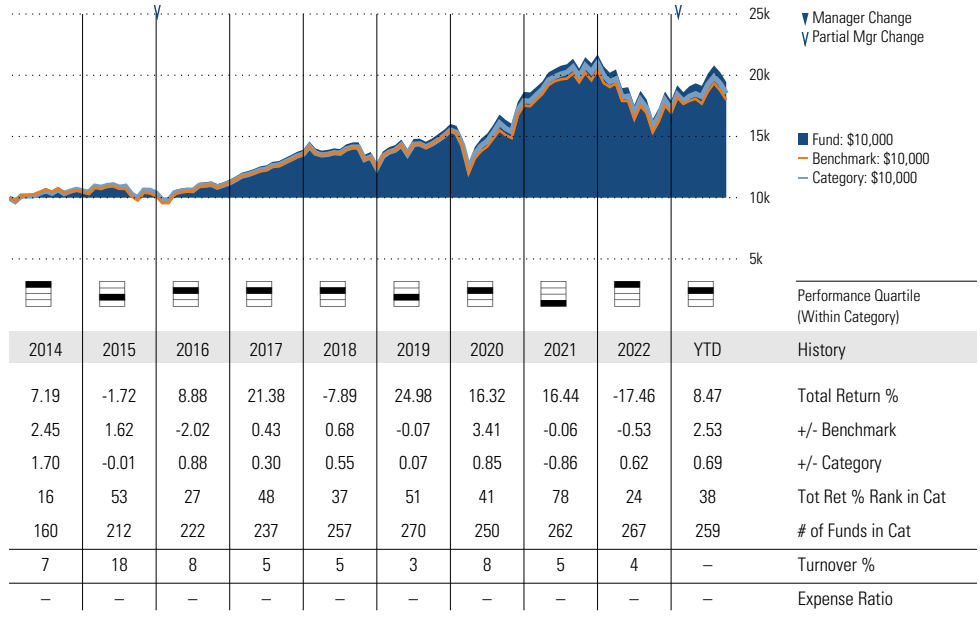
## Morningstar Investment Management LLC Analysis

This fund passes all of Morningstar Investment Management's quantitative screens. Morningstar Investment Management has also assessed the fund from a qualitative perspective and, as a fiduciary, is comfortable recommending the fund's use in retirement plans.

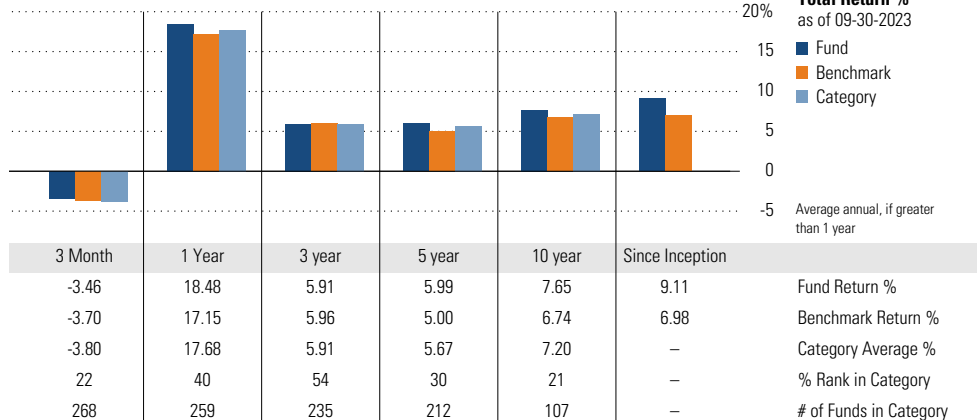
## ESG Metrics

Metric	Rating	Updated
Sustainability Rating	3	08-31-2023
Carbon Risk Score	Low Risk	12-31-2022
ESG Commitment	1-Low	02-15-2022

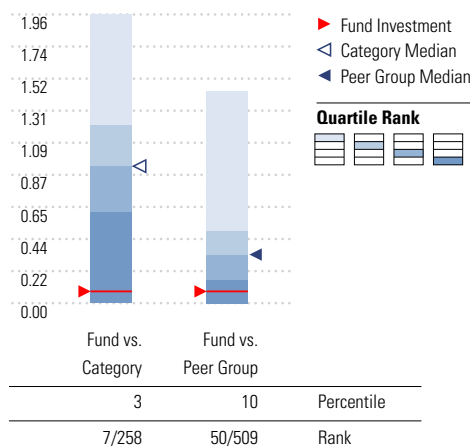
## Growth of \$10,000



## Trailing Performance



## Net Expense



Peer group is a subset of the category and includes funds with the same management style (active vs. passive) and similar share class characteristics.

## 3-Year Risk Metrics

	Fund	Bmark	Cat
Alpha	0.18	-	0.03
Beta	0.95	-	0.97
R-Squared	98.79	-	98.19
Standard Deviation	15.99	16.66	16.37
Sharpe Ratio	0.31	0.31	0.30
Tracking Error	1.92	-	2.24
Information Ratio	-0.02	-	-0.04
Up Capture Ratio	97.64	-	99.47
Down Capture Ratio	97.27	-	99.88

## Portfolio Metrics

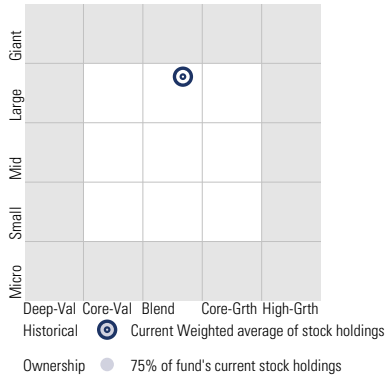
	Fund	Bmark	Cat
Price/Earnings Ratio	17.65	16.51	18.11
Price/Book Ratio	2.48	2.22	2.65
Avg Eff Duration	6.71	-	7.49

# Vanguard Target Retirement 2055 Fund VFFVX

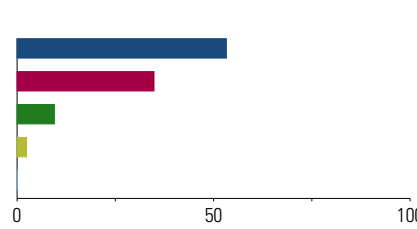
**Morningstar Category**  
Target-Date 2055

**Morningstar Index**  
Morningstar Lifetime Mod 2055 TR USD

**Style Analysis** as of 09-30-2023  
Morningstar Style Box™

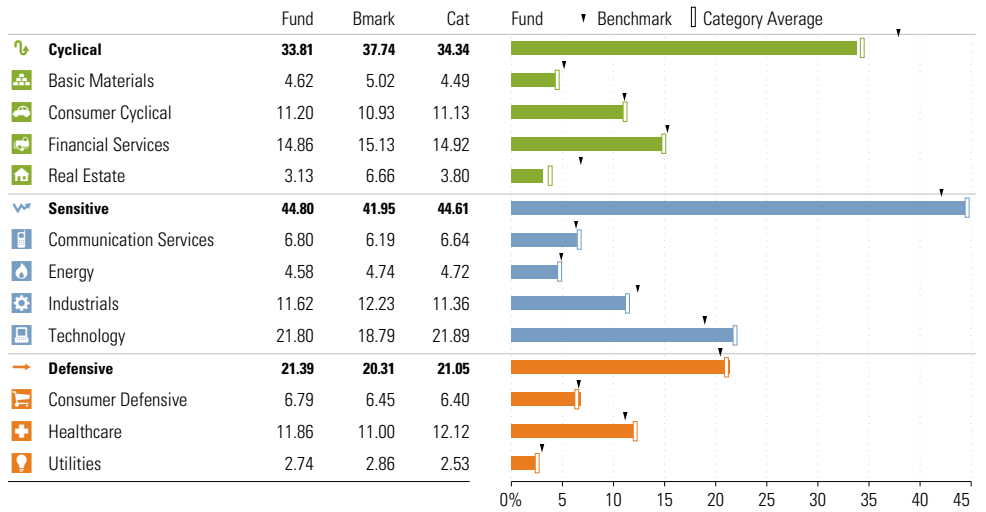


**Asset Allocation** as of 09-30-2023



Asset Class	Net %	Cat%
US Stocks	53.25	54.00
Non-US Stocks	34.83	28.85
Bonds	9.48	5.90
Cash	2.39	1.06
Other	0.05	10.20
<b>Total</b>	<b>100.00</b>	<b>100.00</b>

**Sector Weighting** as of 09-30-2023



**Style Breakdown**



**Top 6 Holdings** as of 09-30-2023

Name	Maturity Date	% Net Asset	Cumulative %	YTD Return %	Morningstar Sector
⊖ Vanguard Total Stock Mkt Idx Instl Pls	-	53.61	53.61	-	-
⊕ Vanguard Total Intl Stock Index Inv	-	35.79	89.40	-	-
⊕ Vanguard Total Bond Market II Idx Inv	-	6.96	96.35	-	-
⊕ Vanguard Total Intl Bd II Idx Instl	-	2.65	99.00	-	-
⊖ Mktliq 12/31/2049	-	1.00	100.00	-	-
⊖ Us Dollar	-	0.00	100.00	-	-

**Total Holdings 6**

⊕ Increase ⊖ Decrease ✨ New to Portfolio

# Vanguard Target Retirement 2060 Fund VTTSX

**Morningstar Category**  
Target-Date 2060

**Morningstar Index**  
Morningstar Mod Tgt Risk TR USD

## Portfolio Manager(s)

Walter Nejman since 02-2013  
Aurélie Denis since 02-2023  
Michael Roach since 02-2023  
Roger Aliaga-Diaz since 02-2023

## Quantitative Screens

✔ **Performance:** The fund has finished in the Target-Date 2060 category's top three quartiles in 9 of the 10 years it's been in existence.

✔ **Management:** The fund's management has been in place for 10.61 years.

✔ **Style:** The fund has landed in its primary style box — Large Blend — 100 % of the time over the past three years.

✔ **Net Expense:** The fund's expense ratio of 0.08 is 88.06% lower than the Target-Date 2060 category average.

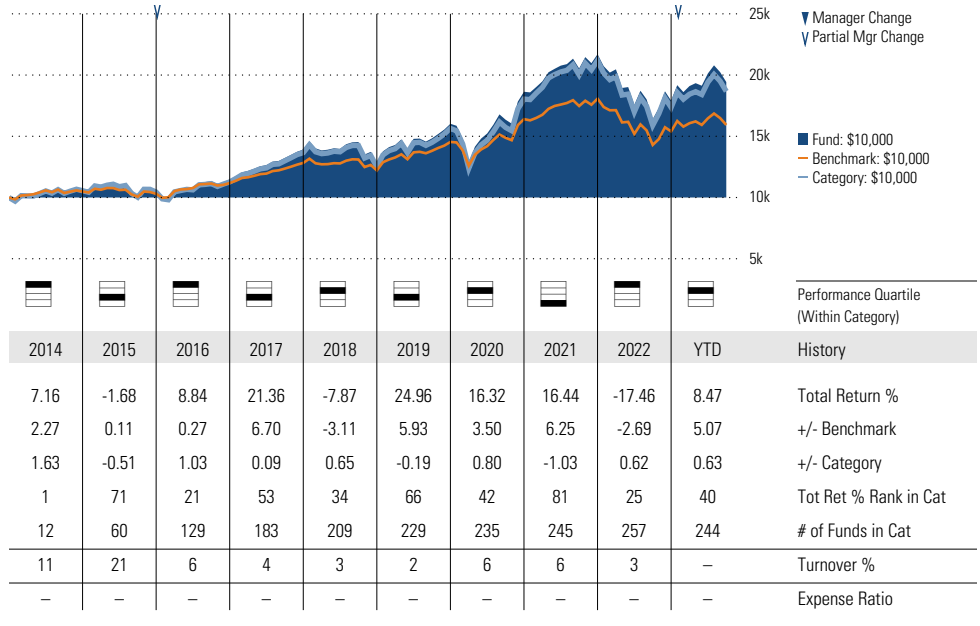
## Morningstar Investment Management LLC Analysis

This fund passes all of Morningstar Investment Management's quantitative screens. Morningstar Investment Management has also assessed the fund from a qualitative perspective and, as a fiduciary, is comfortable recommending the fund's use in retirement plans.

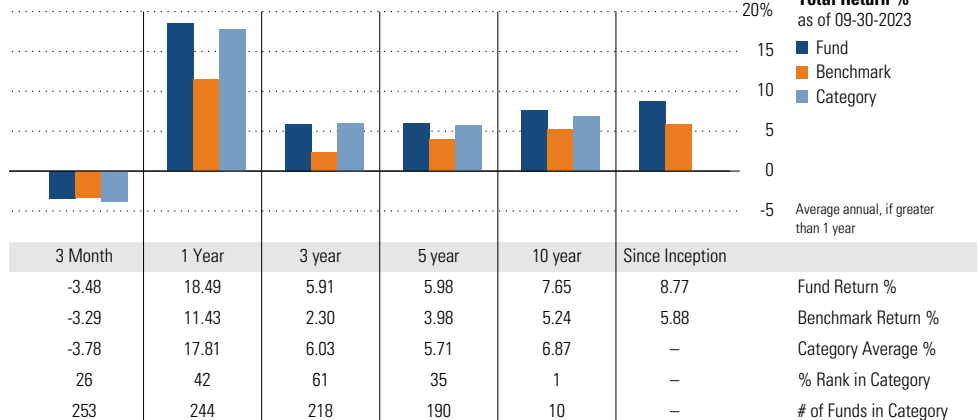
## ESG Metrics

Metric	Rating	Updated
Sustainability Rating	3	08-31-2023
Carbon Risk Score	Low Risk	12-31-2022
ESG Commitment	1-Low	02-15-2022

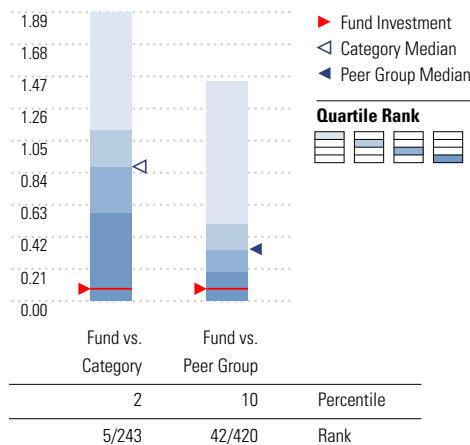
## Growth of \$10,000



## Trailing Performance



## Net Expense



Peer group is a subset of the category and includes funds with the same management style (active vs. passive) and similar share class characteristics.

## 3-Year Risk Metrics

	Fund	Bmark	Cat
Alpha	3.12	-	3.10
Beta	1.29	-	1.32
R-Squared	98.50	-	97.20
Standard Deviation	15.97	12.30	16.42
Sharpe Ratio	0.31	0.08	0.30
Tracking Error	4.06	-	4.78
Information Ratio	0.89	-	0.75
Up Capture Ratio	141.38	-	144.61
Down Capture Ratio	124.11	-	127.71

## Portfolio Metrics

	Fund	Bmark	Cat
Price/Earnings Ratio	17.63	16.40	18.07
Price/Book Ratio	2.48	2.18	2.61
Avg Eff Duration	6.71	-	6.43

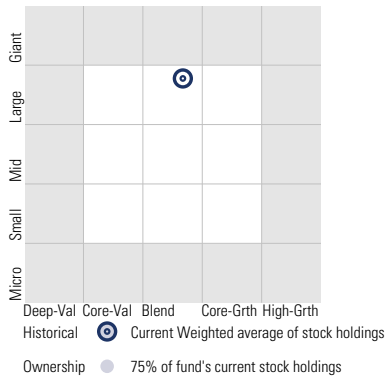
# Vanguard Target Retirement 2060 Fund VTTSX

**Morningstar Category**  
Target-Date 2060

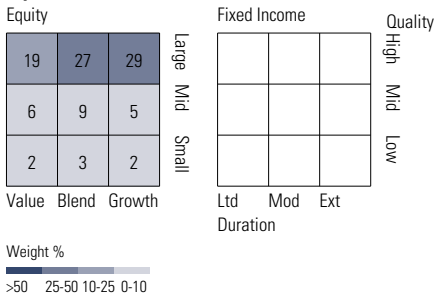
**Morningstar Index**  
Morningstar Mod Tgt Risk TR USD

## Style Analysis as of 09-30-2023

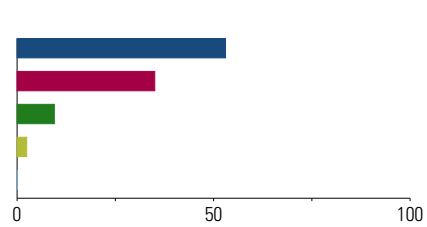
Morningstar Style Box™



## Style Breakdown

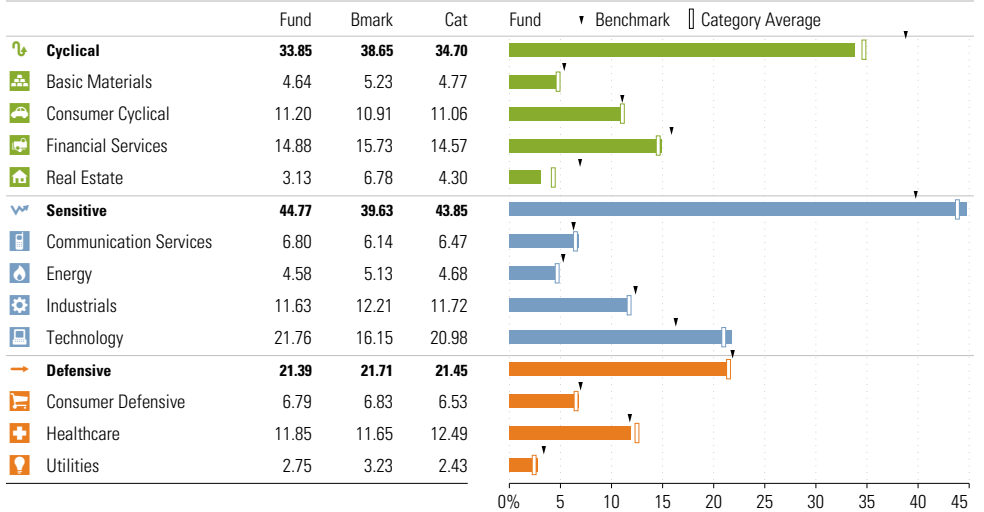


## Asset Allocation as of 09-30-2023



Asset Class	Net %	Cat%
US Stocks	53.02	47.90
Non-US Stocks	35.03	30.80
Bonds	9.47	5.12
Cash	2.44	1.28
Other	0.05	14.90
<b>Total</b>	<b>100.00</b>	<b>100.00</b>

## Sector Weighting as of 09-30-2023



## Top 6 Holdings as of 09-30-2023

Name	Maturity Date	% Net Asset	Cumulative %	YTD Return %	Morningstar Sector
⊕ Vanguard Total Stock Mkt Idx Instl Pls	—	53.37	53.37	—	—
⊕ Vanguard Total Intl Stock Index Inv	—	35.99	89.36	—	—
⊕ Vanguard Total Bond Market II Idx Inv	—	6.94	96.30	—	—
⊕ Vanguard Total Intl Bd II Idx Instl	—	2.65	98.95	—	—
⊕ Mktliq 12/31/2049	—	1.03	99.98	—	—
⊕ Us Dollar	—	0.02	100.00	—	—

## Total Holdings 6

⊕ Increase ⊖ Decrease ✨ New to Portfolio

# Vanguard Target Retirement 2065 Fund VLXVX

**Morningstar Category**  
Target-Date 2065+

**Morningstar Index**  
Morningstar Mod Tgt Risk TR USD

## Portfolio Manager(s)

Walter Nejman since 07-2017  
Aurélie Denis since 02-2023  
Michael Roach since 02-2023  
Roger Aliaga-Diaz since 02-2023

## Quantitative Screens

✔ **Performance:** The fund has finished in the Target-Date 2065+ category's top three quartiles in 4 of the 6 years it's been in existence.

✔ **Management:** The fund's management has been in place for 6.22 years.

✔ **Style:** The fund has landed in its primary style box — Large Blend — 100 % of the time over the past three years.

✔ **Net Expense:** The fund's expense ratio of 0.08 is 86.67% lower than the Target-Date 2065+ category average.

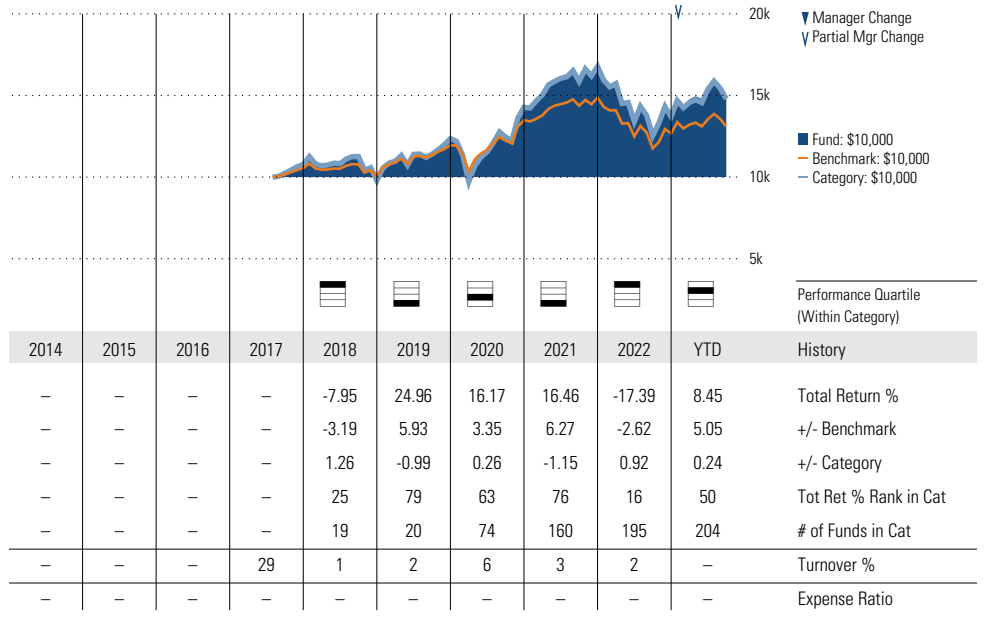
## Morningstar Investment Management LLC Analysis

This fund passes all of Morningstar Investment Management's quantitative screens. Morningstar Investment Management has also assessed the fund from a qualitative perspective and, as a fiduciary, is comfortable recommending the fund's use in retirement plans.

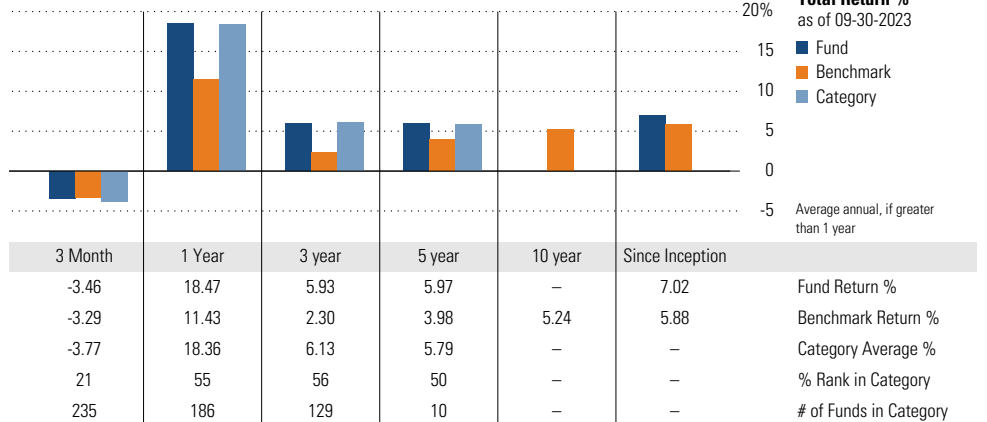
## ESG Metrics

Metric	Rating	Updated
Sustainability Rating	3	08-31-2023
Carbon Risk Score	Low Risk	12-31-2022
ESG Commitment	1-Low	02-15-2022

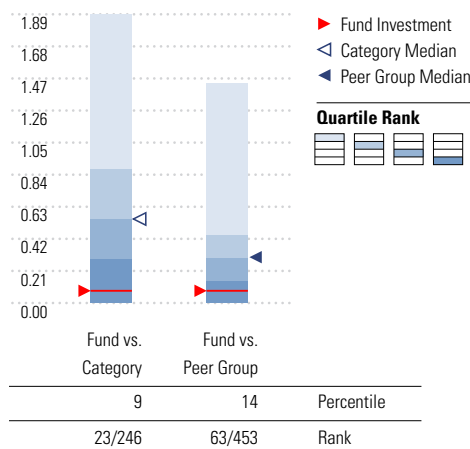
## Growth of \$10,000



## Trailing Performance



## Net Expense



Peer group is a subset of the category and includes funds with the same management style (active vs. passive) and similar share class characteristics.

## 3-Year Risk Metrics

Metric	Fund	Bmark	Cat
Alpha	3.14	-	2.96
Beta	1.29	-	1.34
R-Squared	98.48	-	97.56
Standard Deviation	15.98	12.30	16.70
Sharpe Ratio	0.31	0.08	0.30
Tracking Error	4.07	-	4.95
Information Ratio	0.89	-	0.70
Up Capture Ratio	141.53	-	146.28
Down Capture Ratio	124.16	-	130.15

## Portfolio Metrics

Metric	Fund	Bmark	Cat
Price/Earnings Ratio	17.63	16.40	17.76
Price/Book Ratio	2.48	2.18	2.52
Avg Eff Duration	6.71	-	6.43

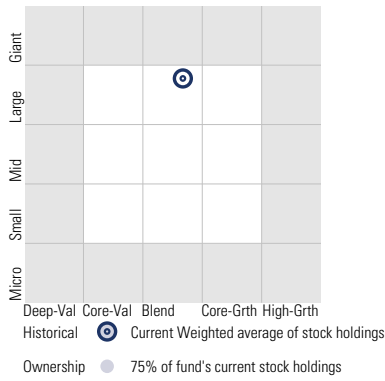
# Vanguard Target Retirement 2065 Fund VLXVX

**Morningstar Category**  
Target-Date 2065+

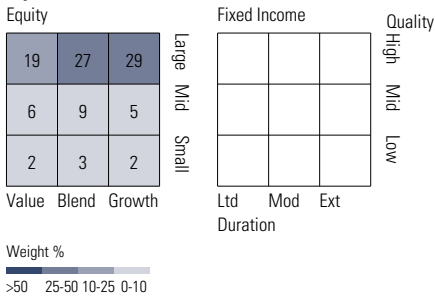
**Morningstar Index**  
Morningstar Mod Tgt Risk TR USD

## Style Analysis as of 09-30-2023

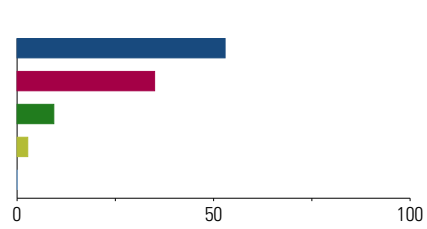
Morningstar Style Box™



## Style Breakdown

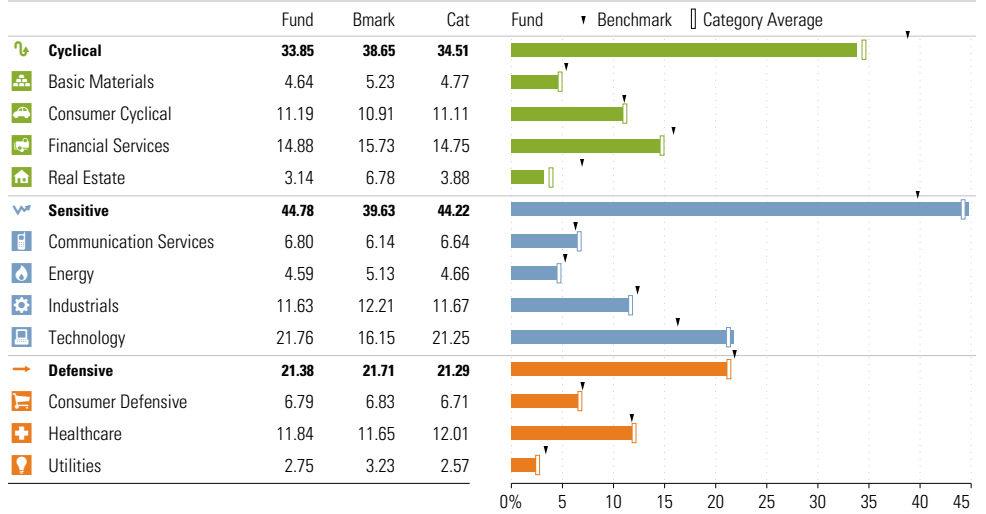


## Asset Allocation as of 09-30-2023



Asset Class	Net %	Cat%
US Stocks	52.92	48.27
Non-US Stocks	34.99	32.03
Bonds	9.34	6.73
Cash	2.71	1.80
Other	0.05	11.18
<b>Total</b>	<b>100.00</b>	<b>100.00</b>

## Sector Weighting as of 09-30-2023



## Top 6 Holdings as of 09-30-2023

Name	Maturity Date	% Net Asset	Cumulative %	YTD Return %	Morningstar Sector
⊕ Vanguard Total Stock Mkt Idx Instl Pls	—	53.27	53.27	—	—
⊕ Vanguard Total Intl Stock Index Inv	—	35.95	89.22	—	—
⊕ Vanguard Total Bond Market II Idx Inv	—	6.79	96.01	—	—
⊕ Vanguard Total Intl Bd II Idx Instl	—	2.66	98.68	—	—
⊕ Mktliq 12/31/2049	—	1.23	99.91	—	—
⊕ Us Dollar	—	0.09	100.00	—	—

## Total Holdings 6

⊕ Increase ⊖ Decrease ✨ New to Portfolio

# Vanguard Target Retirement Income Fund VTINX

**Morningstar Category**  
Target-Date Retirement

**Morningstar Index**  
Morningstar Lifetime Mod Incm TR USD

## Portfolio Manager(s)

Walter Nejman since 02-2013  
Aur lie Denis since 02-2023  
Michael Roach since 02-2023  
Roger Aliaga-Diaz since 02-2023

## Quantitative Screens

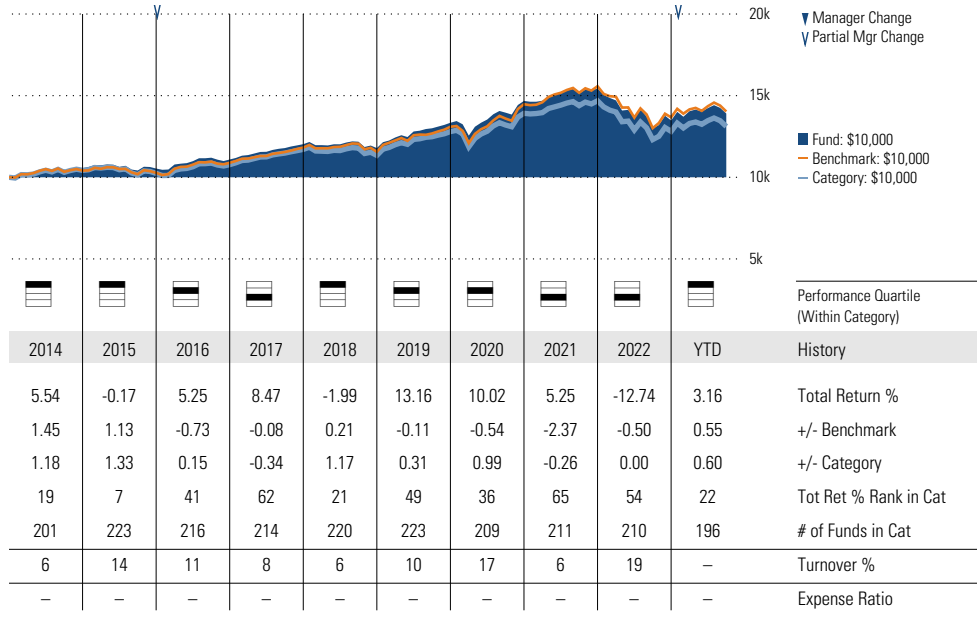
✔ **Performance:** The fund has finished in the Target-Date Retirement category's top three quartiles in 10 of the 10 years it's been in existence.

✔ **Management:** The fund's management has been in place for 10.61 years.

✔ **Style:** The fund has landed in its primary style box — Large Blend — 100 % of the time over the past three years.

✔ **Net Expense:** The fund's expense ratio of 0.08 is 86.89% lower than the Target-Date Retirement category average.

## Growth of \$10,000



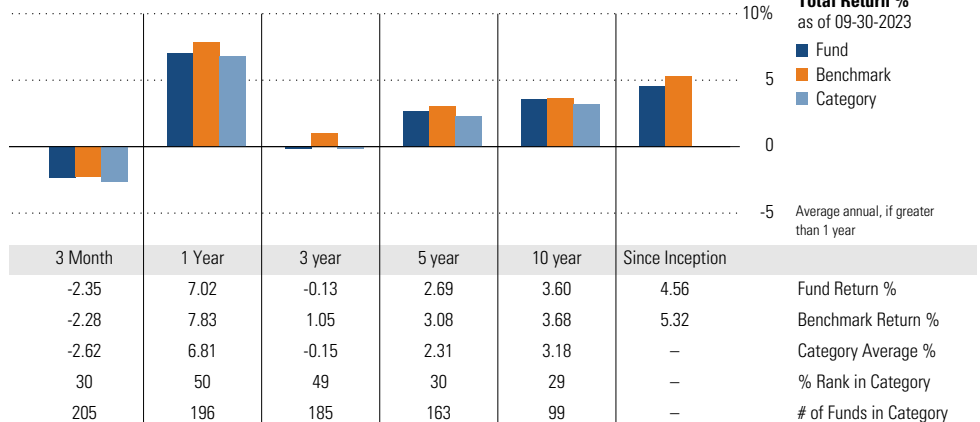
## Morningstar Investment Management LLC Analysis

This fund passes all of Morningstar Investment Management's quantitative screens. Morningstar Investment Management has also assessed the fund from a qualitative perspective and, as a fiduciary, is comfortable recommending the fund's use in retirement plans.

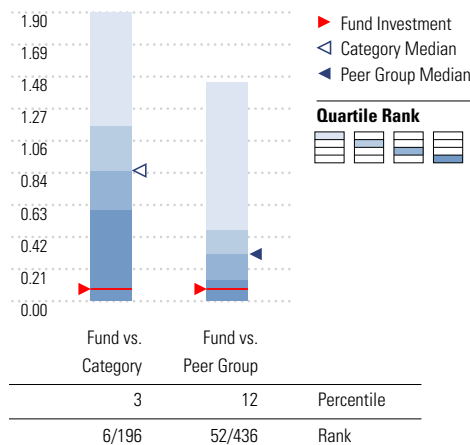
## ESG Metrics

Metric	Rating	Updated
Sustainability Rating	3	08-31-2023
ESG Commitment	1-Low	02-15-2022

## Trailing Performance



## Net Expense



Peer group is a subset of the category and includes funds with the same management style (active vs. passive) and similar share class characteristics.

## 3-Year Risk Metrics

	Fund	Bmark	Cat
Alpha	-1.09	-	-1.14
Beta	0.90	-	0.94
R-Squared	97.43	-	96.63
Standard Deviation	8.08	8.87	8.45
Sharpe Ratio	-0.23	-0.07	-0.23
Tracking Error	1.57	-	1.88
Information Ratio	-0.75	-	-0.65
Up Capture Ratio	86.47	-	89.70
Down Capture Ratio	95.39	-	99.10

## Portfolio Metrics

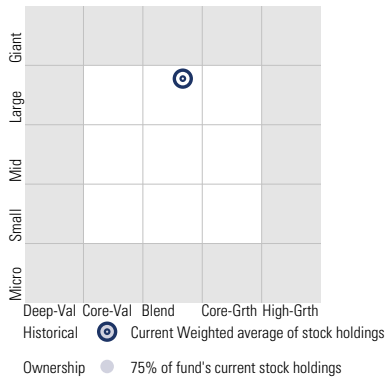
	Fund	Bmark	Cat
Price/Earnings Ratio	17.60	18.00	18.29
Price/Book Ratio	2.47	2.51	2.52
Avg Eff Duration	5.76	-	5.57

# Vanguard Target Retirement Income Fund VTINX

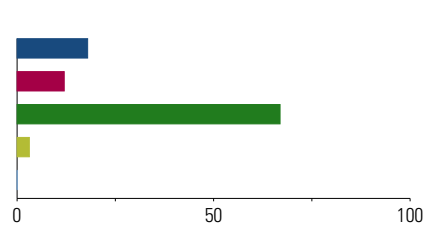
**Morningstar Category**  
Target-Date Retirement

**Morningstar Index**  
Morningstar Lifetime Mod Incm TR USD

**Style Analysis** as of 09-30-2023  
Morningstar Style Box™

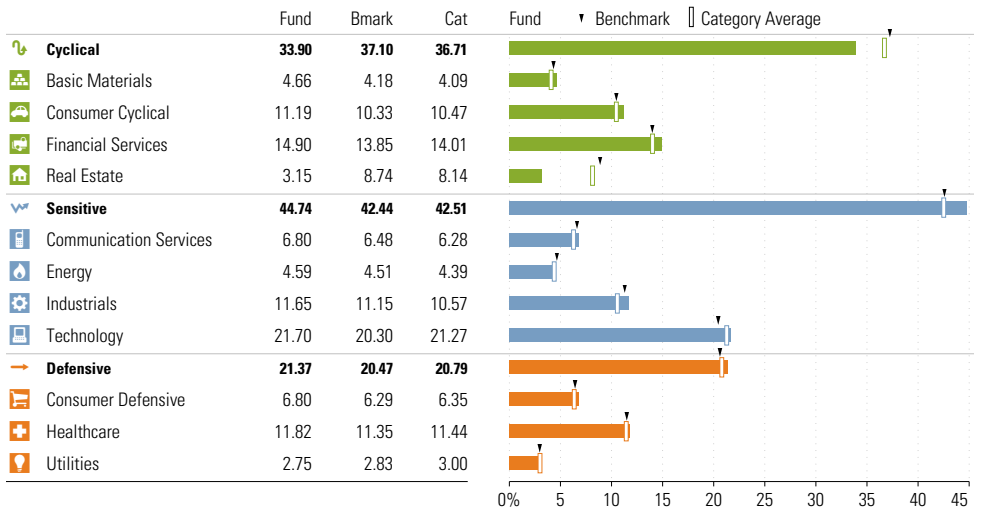


**Asset Allocation** as of 09-30-2023

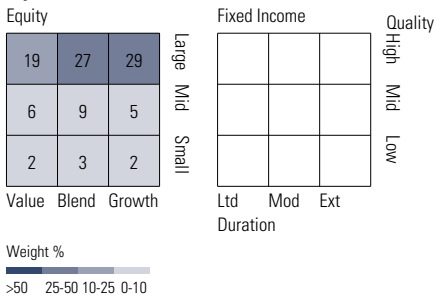


Asset Class	Net %	Cat%
US Stocks	17.95	19.96
Non-US Stocks	11.99	9.84
Bonds	66.91	52.99
Cash	3.11	3.88
Other	0.02	13.34
<b>Total</b>	<b>100.00</b>	<b>100.00</b>

**Sector Weighting** as of 09-30-2023



**Style Breakdown**



**Top 7 Holdings** as of 09-30-2023

Name	Maturity Date	% Net Asset	Cumulative %	YTD Return %	Morningstar Sector
⊕ Vanguard Total Bond Market II Idx Inv	—	36.18	36.18	—	—
⊖ Vanguard Total Stock Mkt Idx Instl Pls	—	18.06	54.25	—	—
Vanguard Shrt-Term Infl-Prot Sec Idx Adm	—	16.62	70.86	—	—
⊕ Vanguard Total Intl Bd II Idx Instl	—	16.03	86.89	—	—
⊖ Vanguard Total Intl Stock Index Inv	—	12.32	99.22	—	—
⊖ Mktliq 12/31/2049	—	0.78	99.99	—	—
⊕ Us Dollar	—	0.01	100.00	—	—

**Total Holdings 7**

⊕ Increase ⊖ Decrease ✨ New to Portfolio