

# American Century Inflation Adjs Bond R5 AIANX

**Morningstar Category**  
Inflation-Protected Bond

**Morningstar Index**  
Bloomberg US Treasury US TIPS TR USD

## Portfolio Manager(s)

Robert Gahagan since 11-2001  
James Platz since 09-2007  
Miguel Castillo since 02-2014

## Quantitative Screens

✔ **Performance:** The fund has finished in the Inflation-Protected Bond category's top three quartiles in 8 of the 10 years it's been in existence.

✔ **Management:** The fund's management has been in place for 21.85 years.

Style Consistency is not calculated for Fixed Income funds.

✔ **Net Expense:** The fund's expense ratio of 0.31 is 50% lower than the Inflation-Protected Bond category average.

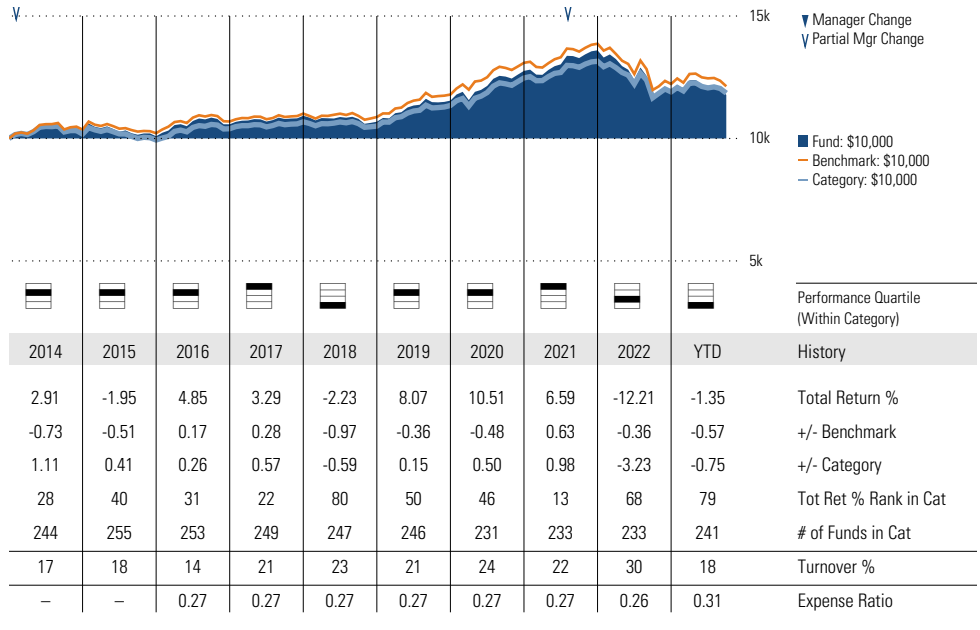
## Morningstar Investment Management LLC Analysis

This fund passes all of Morningstar Investment Management's quantitative screens. Morningstar Investment Management has also assessed the fund from a qualitative perspective and, as a fiduciary, is comfortable recommending the fund's use in retirement plans.

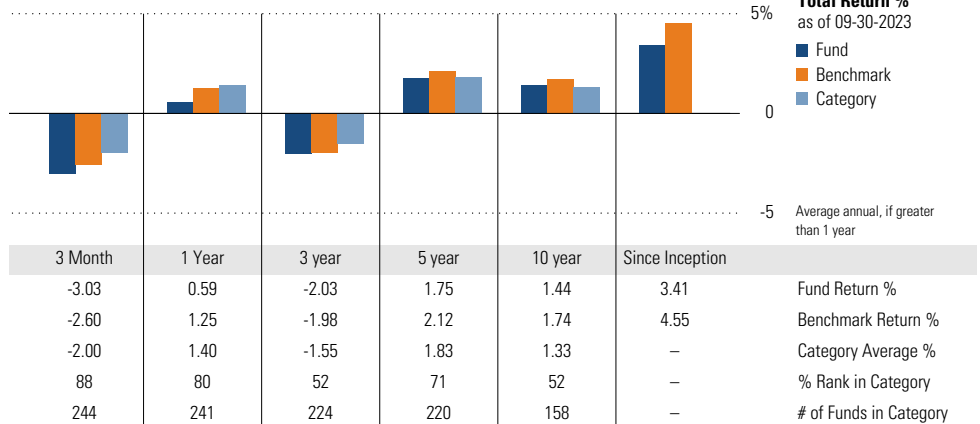
## ESG Metrics

Metric	Rating	Updated
Sustainability Rating	3	08-31-2023

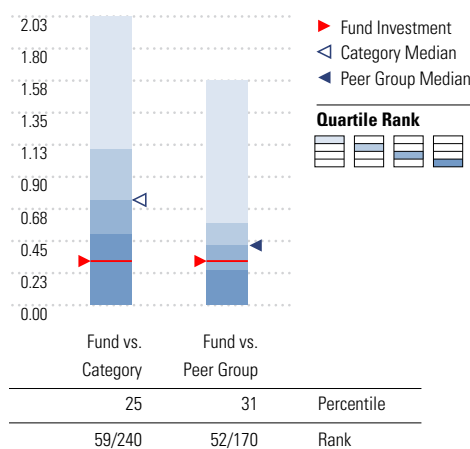
## Growth of \$10,000



## Trailing Performance



## Net Expense



Peer group is a subset of the category and includes funds with the same management style (active vs. passive) and similar share class characteristics.

## 3-Year Risk Metrics

Metric	Fund	Bmark	Cat
Alpha	-0.01	-	0.39
Beta	1.02	-	0.89
R-Squared	99.51	-	93.36
Standard Deviation	7.00	6.86	6.33
Sharpe Ratio	-0.54	-0.55	-0.44
Tracking Error	0.51	-	1.95
Information Ratio	-0.11	-	-0.07
Up Capture Ratio	102.56	-	90.18
Down Capture Ratio	102.57	-	86.17

## Portfolio Metrics

Metric	Fund	Bmark	Cat
Avg Eff Duration	7.37	4.52	5.88
Avg Eff Maturity	6.80	-	6.75

# American Century Inflation Adjs Bond R5 AIANX

**Morningstar Category**  
Inflation-Protected Bond

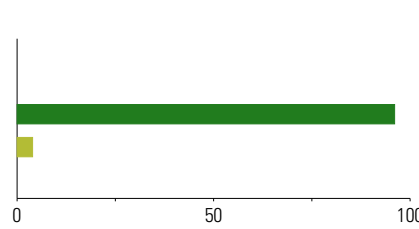
**Morningstar Index**  
Bloomberg US Treasury US TIPS TR USD

## Style Analysis as of 09-30-2023

### Style Breakdown



## Asset Allocation as of 09-30-2023

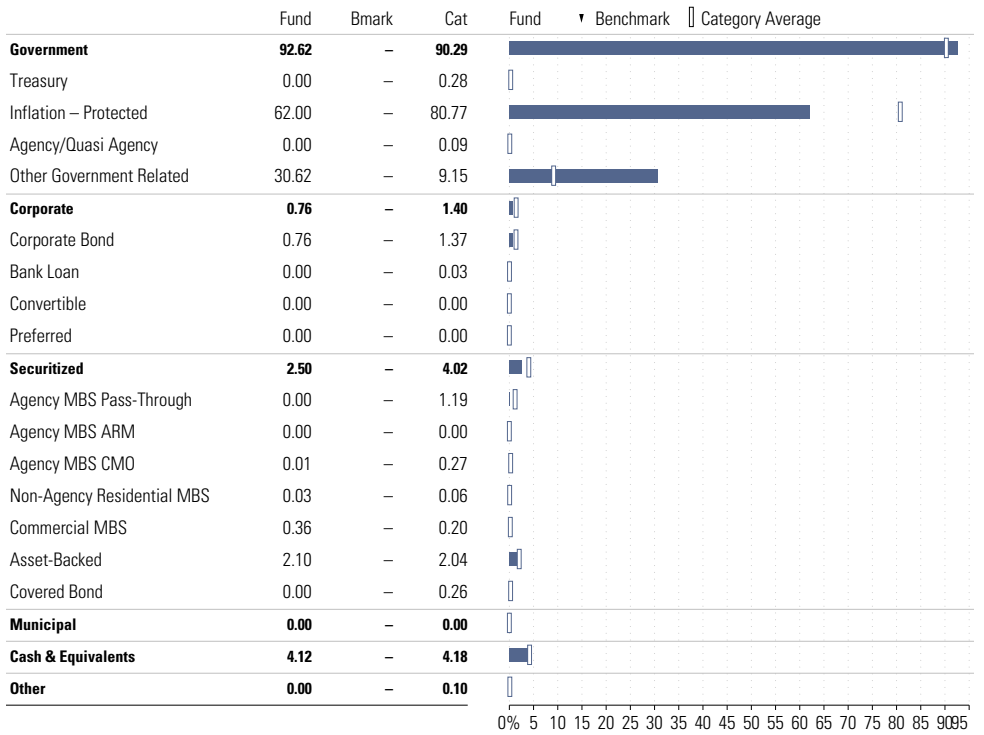


Asset Class	Net %	Cat%
US Stocks	0.00	0.11
Non-US Stocks	0.00	0.00
Bonds	96.06	99.64
Cash	3.94	-0.10
Other	0.00	0.36
<b>Total</b>	<b>100.00</b>	<b>100.00</b>

## Credit Rating Breakdown

	Fund	Bmark	Cat
AAA	94.68	0.00	88.72
AA	1.08	99.60	3.39
A	1.39	0.00	1.89
BBB	0.61	0.00	2.59
BB	0.00	0.00	1.01
B	0.00	0.00	0.58
Below B	0.00	0.00	0.20
Not Rated	2.24	0.40	1.62

## Sector Weighting as of 09-30-2023



## Top 10 Holdings as of 09-30-2023

Name	Maturity Date	% Net Asset	Cumulative %	Fixed Income Sector
⊕ Us 5yr Note (Cbt) Sep23 Xcvt 20230929	09-2023	10.79	10.79	-
⊕ United States Treasury Notes 0.625%	01-2026	4.80	15.60	-
⊕ State Street Bank & Trust Co 5 Repo - 03jul23	07-2023	4.01	19.60	-
⊕ United States Treasury Notes 0.625%	01-2024	3.46	23.06	-
⊕ United States Treasury Notes 0.125%	04-2027	3.45	26.51	-
⊕ United States Treasury Notes 0.125%	10-2025	3.41	29.92	-
⊕ United States Treasury Bonds 2%	01-2026	3.35	33.28	-
⊕ Future on Ultra 10 Year US Treasury Note	09-2023	3.29	36.57	-
⊕ Future on 2 Year Treasury Note	09-2023	3.28	39.85	-
⊕ United States Treasury Notes 0.5%	01-2028	2.69	42.54	-

**Total Holdings 135**

⊕ Increase ⊖ Decrease ✱ New to Portfolio

# American Funds Intl Gr and Inc R6 RIGGX

**Morningstar Category**  
Foreign Large Blend

**Morningstar Index**  
MSCI ACWI Ex USA NR USD

## Portfolio Manager(s)

Andrew Suzman since 10-2008  
 Steven Watson since 10-2008  
 Patrice Collette since 09-2010  
 Leo Hee since 07-2015  
 Michael Cohen since 07-2018  
 Lisa Thompson since 09-2018

## Quantitative Screens

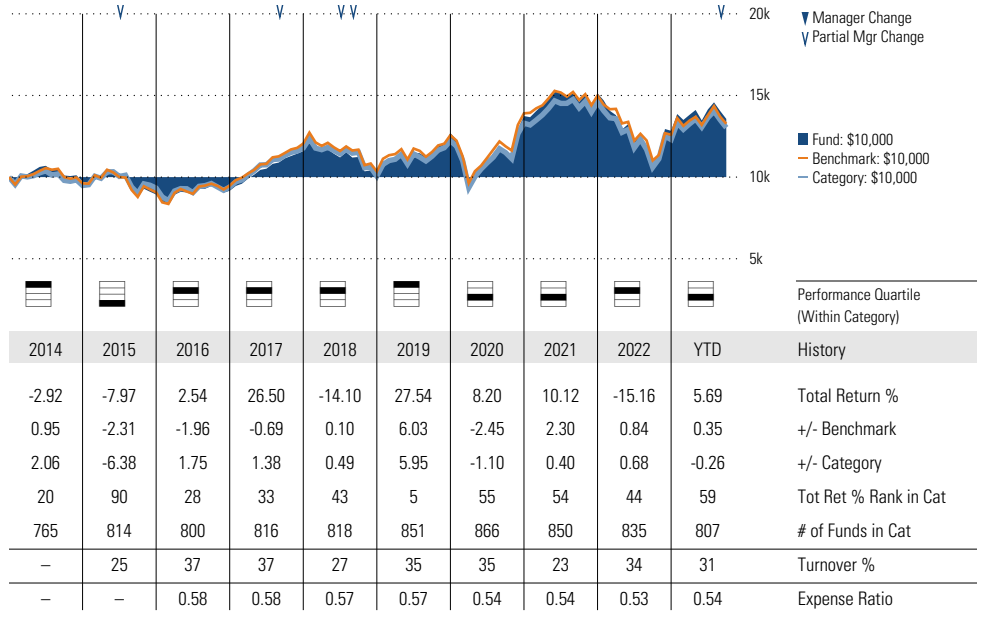
✔ **Performance:** The fund has finished in the Foreign Large Blend category's top three quartiles in 9 of the 10 years it's been in existence.

✔ **Management:** The fund's management has been in place for 15.01 years.

✔ **Style:** The fund has landed in its primary style box — Large Blend — 100 % of the time over the past three years.

✔ **Net Expense:** The fund's expense ratio of 0.54 is 37.93% lower than the Foreign Large Blend category average.

## Growth of \$10,000



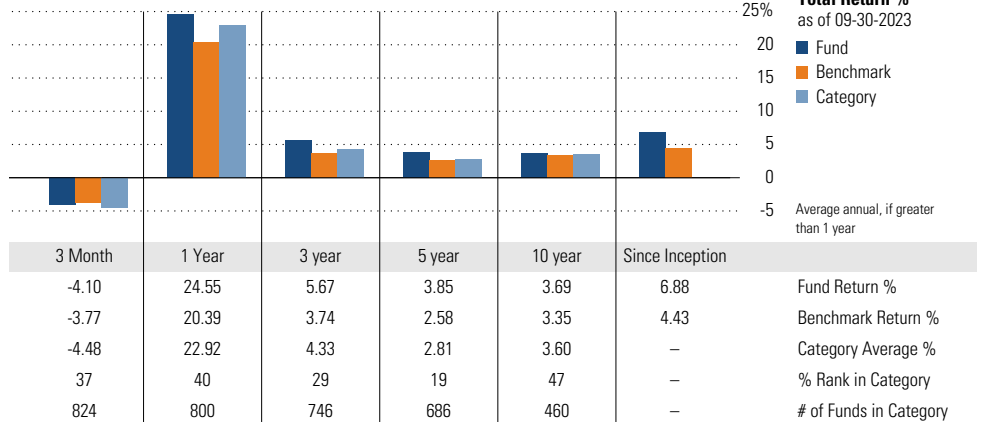
## Morningstar Investment Management LLC Analysis

This fund passes all of Morningstar Investment Management's quantitative screens. Morningstar Investment Management has also assessed the fund from a qualitative perspective and, as a fiduciary, is comfortable recommending the fund's use in retirement plans.

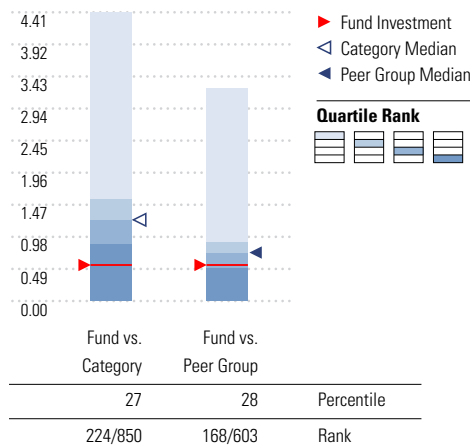
## ESG Metrics

Metric	Rating	Updated
Sustainability Rating	2	08-31-2023
Carbon Risk Score	Low Risk	12-31-2022
ESG Commitment	1-Low	02-15-2022

## Trailing Performance



## Net Expense



Peer group is a subset of the category and includes funds with the same management style (active vs. passive) and similar share class characteristics.

## 3-Year Risk Metrics

Metric	Fund	Bmark	Cat
Alpha	1.75	-	0.38
Beta	1.06	-	1.03
R-Squared	95.95	-	93.49
Standard Deviation	18.67	17.19	18.35
Sharpe Ratio	0.28	0.18	0.20
Tracking Error	3.91	-	4.70
Information Ratio	0.49	-	0.11
Up Capture Ratio	110.29	-	106.23
Down Capture Ratio	103.03	-	105.46

## Portfolio Metrics

Metric	Fund	Bmark	Cat
Price/Earnings Ratio	13.60	13.48	14.20
Price/Book Ratio	1.74	1.67	1.88
Geom Avg Mkt Cap \$B	49.84	42.75	56.55
ROE	20.60	17.72	20.14

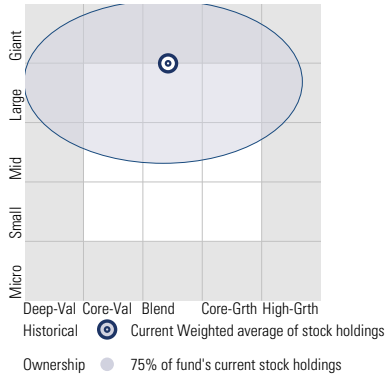
# American Funds Intl Gr and Inc R6 RIGGX

**Morningstar Category**  
Foreign Large Blend

**Morningstar Index**  
MSCI ACWI Ex USA NR USD

## Style Analysis as of 09-30-2023

Morningstar Style Box™



## Style Breakdown

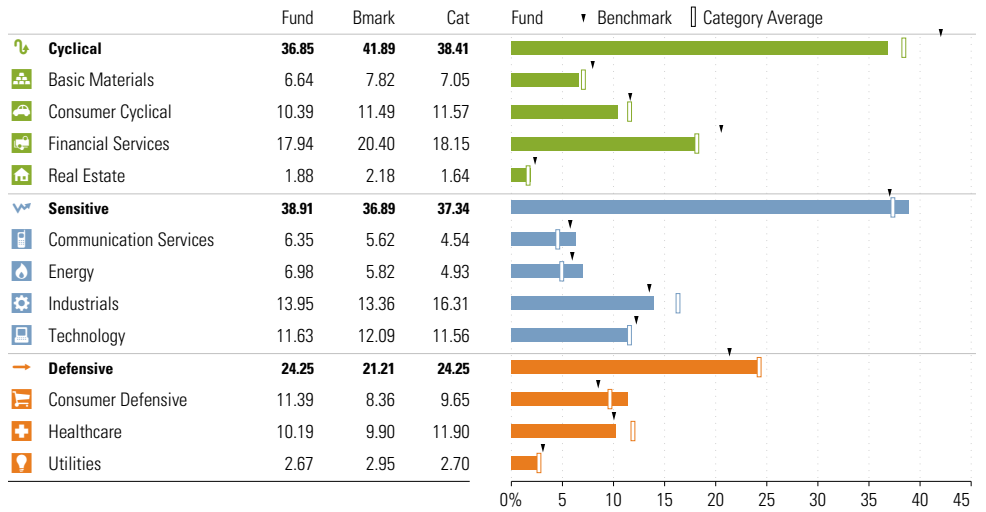


## Asset Allocation as of 09-30-2023



Asset Class	Net %	Cat %
US Stocks	5.91	3.46
Non-US Stocks	88.60	93.89
Bonds	0.49	0.22
Cash	4.92	0.97
Other	0.08	1.45
<b>Total</b>	<b>100.00</b>	<b>100.00</b>

## Sector Weighting as of 09-30-2023



## World Regions % Equity 09-30-2023



Region	Fund %	Cat %	Region	Fund %	Cat %	Region	Fund %	Cat %	Market Maturity	Fund %
Greater Asia	28.86	35.08	Americas	15.11	8.51	Greater Europe	56.03	56.41	Developed Markets	85.24
Japan	8.35	18.59	North America	10.62	7.23	United Kingdom	13.11	13.72	Emerging Markets	14.76
Australasia	0.49	4.86	Central/Latin	4.49	1.28	W euro-ex UK	41.30	41.70	Not Available	0.00
Asia-4 Tigers	10.67	6.61				Emrgng Europe	0.40	0.07		
Asia-ex 4 Tigers	9.35	5.02				Africa	1.22	0.92		
Not Classified	0.00	0.00								

## Top 10 Holdings as of 09-30-2023

Name	% Net Asset	Cumulative %	YTD Return %	Morningstar Sector
Capital Group Central Cash M	4.56	4.56	-	-
AstraZeneca PLC	3.16	7.72	-	Healthcare
Taiwan Semiconductor Manufacturing Co Ltd	2.42	10.14	-	Technology
ASML Holding NV	2.38	12.52	-	Technology
Novo Nordisk A/S Class B	2.29	14.81	-	Healthcare
Airbus SE	2.23	17.04	-	Industrials
Philip Morris International Inc	2.21	19.24	-4.73	Consumer Defensive
TotalEnergies SE	1.77	21.01	-	Energy
LVMH Moet Hennessy Louis Vuitton SE	1.60	22.61	-	Consumer Cyclical
British American Tobacco PLC	1.50	24.10	-	Consumer Defensive

**Total Holdings 273**

⊕ Increase ⊖ Decrease ✨ New to Portfolio

# American Funds Invmt Co of Amer R6 RICGX

**Morningstar Category**  
Large Blend

**Morningstar Index**  
S&P 500 TR USD

## Portfolio Manager(s)

James Lovelace since 03-1992  
 Donald O'Neal since 03-1992  
 Christopher Buchbinder since 03-2007  
 Grant Cambridge since 03-2014  
 Martin Romo since 07-2018  
 Aline Avzaradel since 03-2019  
 Martin Jacobs since 12-2019  
 James Terrile since 03-2020  
 Jessica Spaly since 03-2021

## Quantitative Screens

✔ **Performance:** The fund has finished in the Large Blend category's top three quartiles in 9 of the 10 years it's been in existence.

✔ **Management:** The fund's management has been in place for 31.6 years.

✔ **Style:** The fund has landed in its primary style box — Large Blend — 100 % of the time over the past three years.

✔ **Net Expense:** The fund's expense ratio of 0.27 is 64% lower than the Large Blend category average.

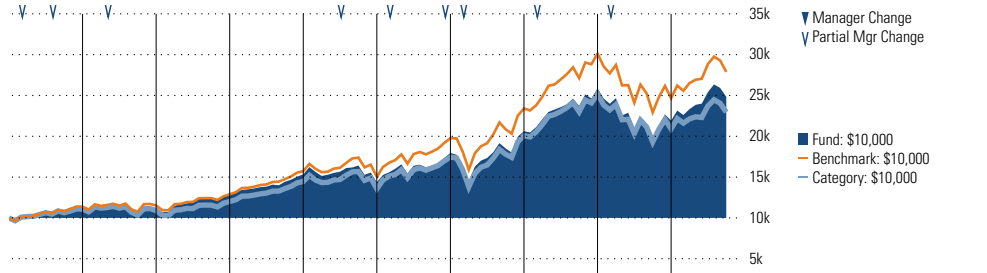
## Morningstar Investment Management LLC Analysis

This fund passes all of Morningstar Investment Management's quantitative screens. Morningstar Investment Management has also assessed the fund from a qualitative perspective and, as a fiduciary, is comfortable recommending the fund's use in retirement plans.

## ESG Metrics

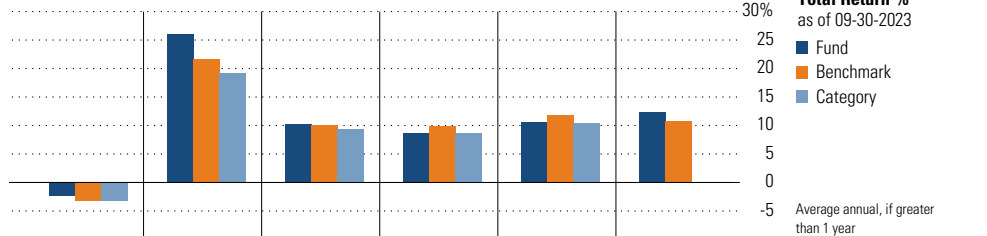
Metric	Rating	Updated
Sustainability Rating	1	08-31-2023
Carbon Risk Score	Low Risk	12-31-2022

## Growth of \$10,000



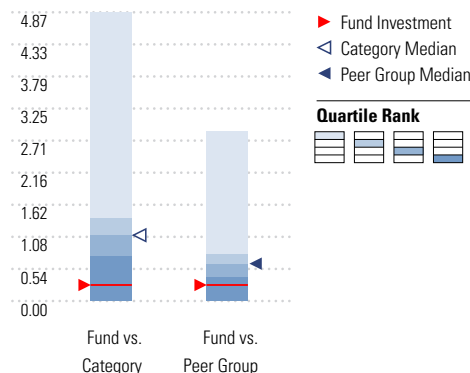
	2014	2015	2016	2017	2018	2019	2020	2021	2022	YTD	History
Performance Quartile (Within Category)	III	III	III	III	III	III	III	III	III	III	III
Total Return %	12.41	-1.15	14.93	20.06	-6.25	24.92	14.85	25.40	-15.26	13.30	Total Return %
+/- Benchmark	-1.28	-2.53	2.97	-1.77	-1.87	-6.57	-3.55	-3.31	2.85	0.23	+/- Benchmark
+/- Category	1.45	-0.08	4.56	-0.38	0.02	-3.86	-0.98	-0.67	1.70	3.44	+/- Category
Tot Ret % Rank in Cat	39	55	7	63	58	87	61	67	31	21	Tot Ret % Rank in Cat
# of Funds in Cat	1,534	1,600	1,502	1,485	1,496	1,504	1,502	1,520	1,545	1,581	# of Funds in Cat
Turnover %	29	30	25	28	36	31	39	22	31	-	Turnover %
Expense Ratio	-	-	0.30	0.30	0.29	0.28	0.27	0.27	0.27	-	Expense Ratio

## Trailing Performance



	3 Month	1 Year	3 year	5 year	10 year	Since Inception	
Fund Return %	-2.29	26.11	10.27	8.62	10.62	12.34	Fund Return %
Benchmark Return %	-3.27	21.62	10.15	9.92	11.91	10.71	Benchmark Return %
Category Average %	-3.24	19.13	9.31	8.60	10.42	-	Category Average %
% Rank in Category	19	6	28	59	52	-	% Rank in Category
# of Funds in Category	1,623	1,562	1,422	1,309	984	-	# of Funds in Category

## Net Expense



Peer group is a subset of the category and includes funds with the same management style (active vs. passive) and similar share class characteristics.

## 3-Year Risk Metrics

	Fund	Bmark	Cat
Alpha	0.87	-	-0.66
Beta	0.91	-	0.95
R-Squared	96.88	-	94.61
Standard Deviation	16.58	17.85	17.40
Sharpe Ratio	0.55	0.52	0.45
Tracking Error	3.30	-	3.74
Information Ratio	0.04	-	-1.15
Up Capture Ratio	94.62	-	93.16
Down Capture Ratio	91.99	-	95.77

## Portfolio Metrics

	Fund	Bmark	Cat
Price/Earnings Ratio	20.97	22.40	22.25
Price/Book Ratio	3.63	3.98	4.46
Geom Avg Mkt Cap \$B	182.04	228.69	275.77
ROE	25.84	30.76	29.52

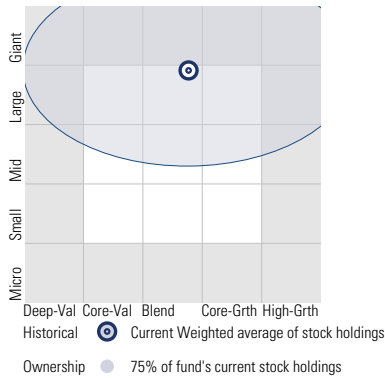
# American Funds Invmt Co of Amer R6 RICGX

**Morningstar Category**  
Large Blend

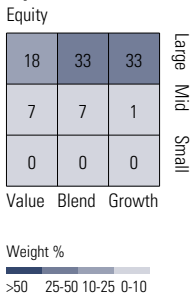
**Morningstar Index**  
S&P 500 TR USD

## Style Analysis as of 09-30-2023

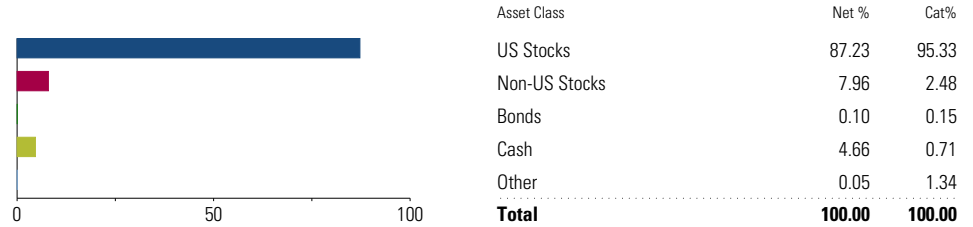
Morningstar Style Box™



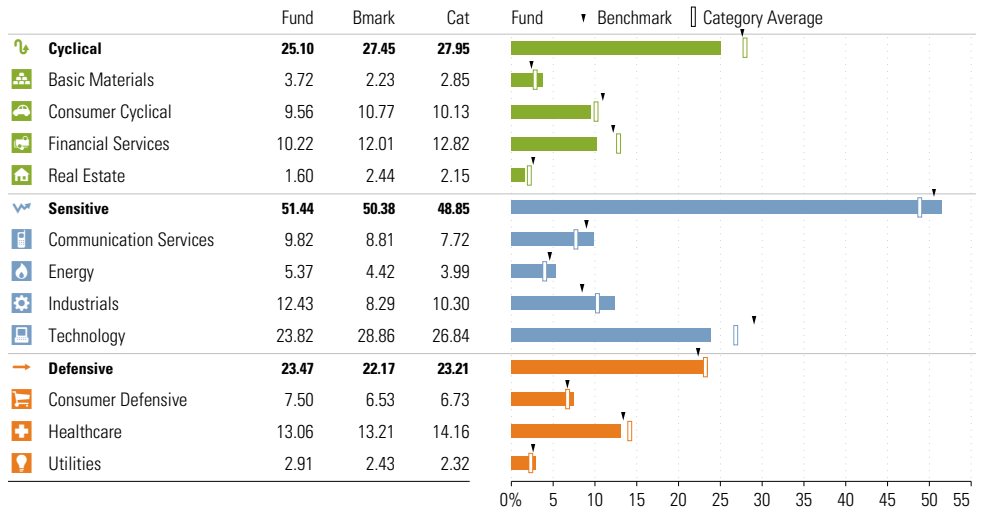
## Style Breakdown



## Asset Allocation as of 09-30-2023



## Sector Weighting as of 09-30-2023



## Top 15 Holdings as of 09-30-2023

Name	% Net Asset	Cumulative %	YTD Return %	Morningstar Sector
Microsoft Corp	7.73	7.73	32.51	Technology
Broadcom Inc	5.04	12.77	51.02	Technology
Capital Group Central Cash Fund	4.65	17.42	-	-
General Electric Co	3.69	21.10	49.86	Industrials
Amazon.com Inc	2.74	23.85	51.33	Consumer Cyclical
Apple Inc	2.15	26.00	32.32	Technology
Abbott Laboratories	2.12	28.12	-10.39	Healthcare
Meta Platforms Inc Class A	2.11	30.23	149.47	Communication Svc
British American Tobacco PLC	2.00	32.23	-	Consumer Defensive
Mastercard Inc Class A	1.96	34.19	14.35	Financial Services
Netflix Inc	1.95	36.14	28.05	Communication Svc
Alphabet Inc Class A	1.80	37.94	48.32	Communication Svc
Philip Morris International Inc	1.79	39.73	-4.73	Consumer Defensive
Linde PLC	1.76	41.49	15.33	Basic Materials
Alphabet Inc Class C	1.73	43.22	48.60	Communication Svc

**Total Holdings 214**

⊕ Increase ⊖ Decrease ✨ New to Portfolio

# Baird Aggregate Bond Inst BAGIX

**Morningstar Category**  
Intermediate Core Bond

**Morningstar Index**  
Bloomberg US Agg Bond TR USD

## Portfolio Manager(s)

- M. Sharon deGuzman since 09-2000
- Mary Ellen Stanek since 09-2000
- Charles Groeschell since 09-2000
- Warren Pierson since 09-2000
- Meghan Dean since 05-2019
- Jay Schwister since 05-2019
- Jeffrey Schrom since 05-2019
- Patrick Brown since 05-2021
- Abhishek Pulakanti since 05-2022
- Andrew O'Connell since 05-2022

## Quantitative Screens

✔ **Performance:** The fund has finished in the Intermediate Core Bond category's top three quartiles in 10 of the 10 years it's been in existence.

✔ **Management:** The fund's management has been in place for 23.02 years.

Style Consistency is not calculated for Fixed Income funds.

✔ **Net Expense:** The fund's expense ratio of 0.3 is 44.44% lower than the Intermediate Core Bond category average.

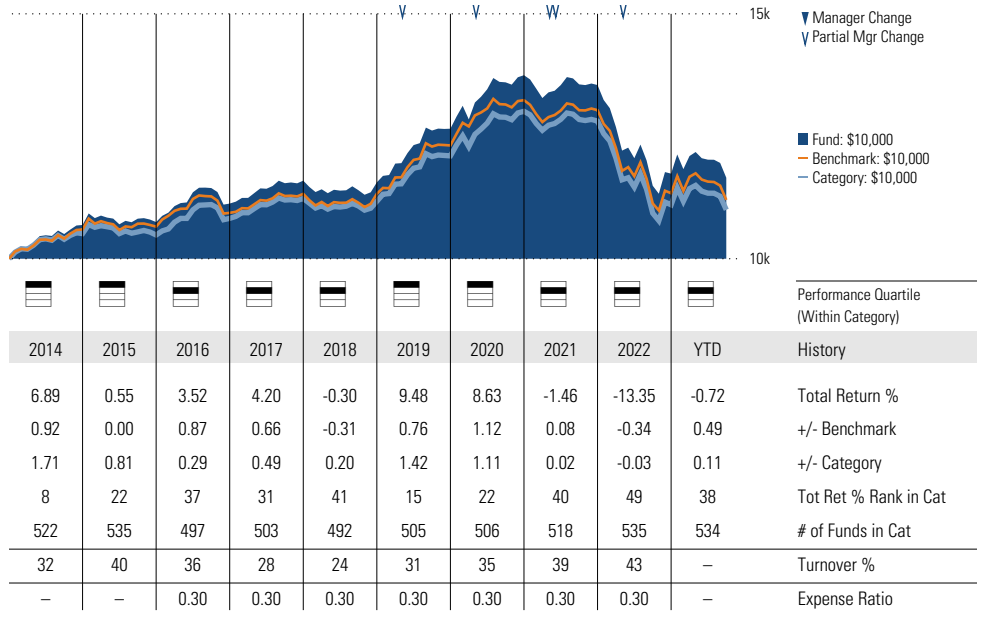
## Morningstar Investment Management LLC Analysis

This fund passes all of Morningstar Investment Management's quantitative screens. Morningstar Investment Management has also assessed the fund from a qualitative perspective and, as a fiduciary, is comfortable recommending the fund's use in retirement plans.

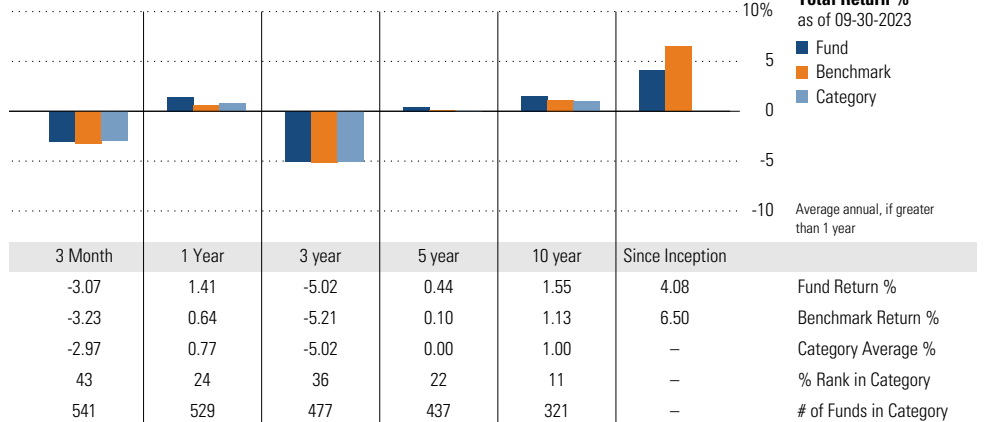
## ESG Metrics

Metric	Rating	Updated
Sustainability Rating	3	08-31-2023
ESG Commitment	1-Low	02-15-2022

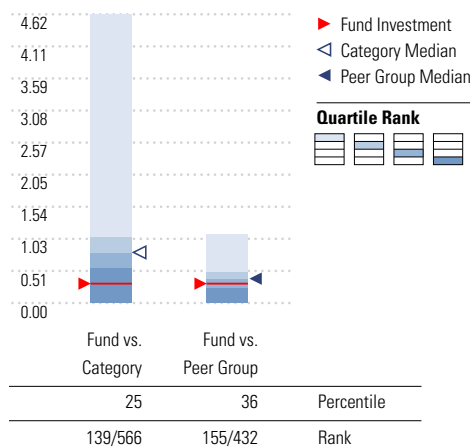
## Growth of \$10,000



## Trailing Performance



## Net Expense



Peer group is a subset of the category and includes funds with the same management style (active vs. passive) and similar share class characteristics.

## 3-Year Risk Metrics

Metric	Fund	Bmark	Cat
Alpha	0.25	-	0.02
Beta	1.01	-	0.98
R-Squared	99.48	-	96.70
Standard Deviation	6.29	6.20	6.18
Sharpe Ratio	-1.11	-1.16	-1.15
Tracking Error	0.46	-	1.01
Information Ratio	0.40	-	-0.10
Up Capture Ratio	102.72	-	97.41
Down Capture Ratio	99.65	-	97.57

## Portfolio Metrics

Metric	Fund	Bmark	Cat
Avg Eff Duration	6.31	4.43	6.10
Avg Eff Maturity	8.44	-	8.47

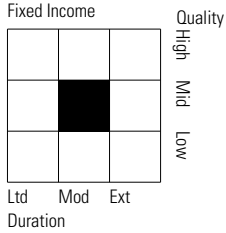
# Baird Aggregate Bond Inst BAGIX

**Morningstar Category**  
Intermediate Core Bond

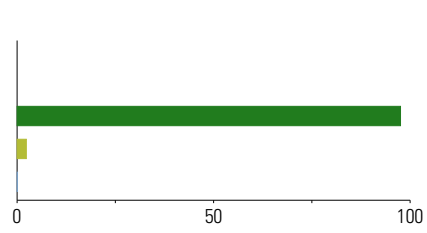
**Morningstar Index**  
Bloomberg US Agg Bond TR USD

**Style Analysis** as of 09-30-2023

**Style Breakdown**



**Asset Allocation** as of 09-30-2023

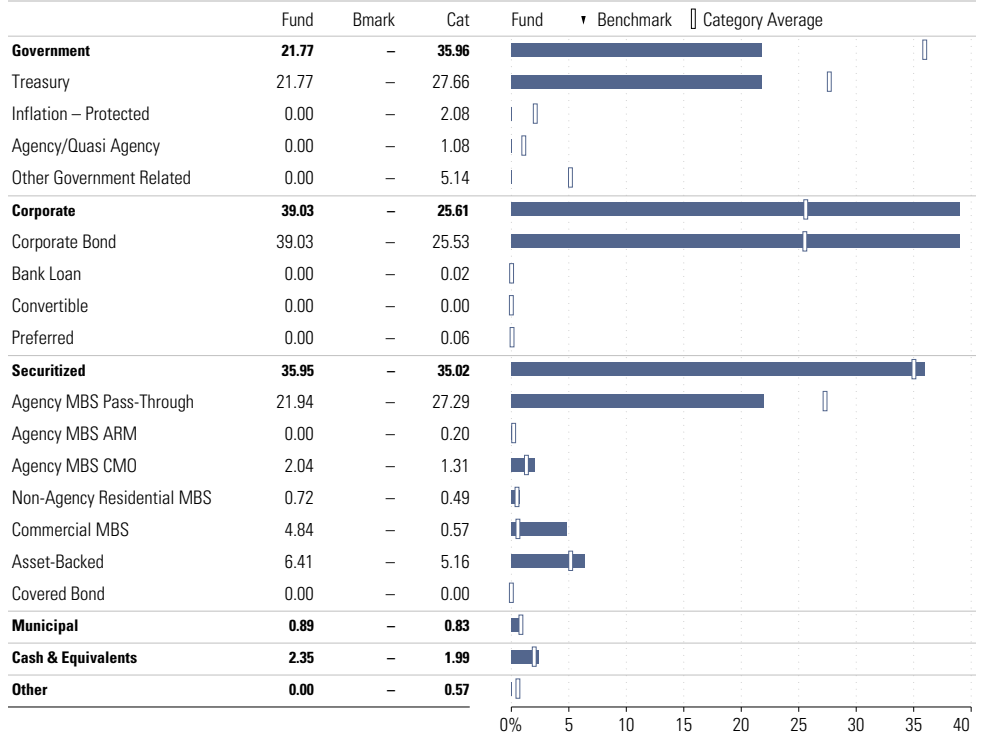


Asset Class	Net %	Cat%
US Stocks	0.00	0.07
Non-US Stocks	0.00	0.00
Bonds	97.56	95.99
Cash	2.35	2.17
Other	0.09	1.78
<b>Total</b>	<b>100.00</b>	<b>100.00</b>

**Credit Rating Breakdown**

	Fund	Bmark	Cat
AAA	59.70	3.53	56.04
AA	3.80	74.59	8.35
A	13.10	10.82	17.35
BBB	23.20	8.32	15.53
BB	0.20	0.28	1.06
B	0.00	0.00	0.38
Below B	0.00	0.00	0.18
Not Rated	0.00	2.46	1.11

**Sector Weighting** as of 09-30-2023



**Top 10 Holdings** as of 09-30-2023

Name	Maturity Date	% Net Asset	Cumulative %	Fixed Income Sector
⊕ United States Treasury Notes 1.13%	10-2026	3.31	3.31	-
United States Treasury Bonds 2.5%	02-2045	3.13	6.44	-
⊕ First American Government Obligs U	02-2030	2.28	8.71	-
United States Treasury Bonds 2.88%	05-2043	2.27	10.99	-
⊕ United States Treasury Notes 1.13%	08-2028	2.24	13.23	-
United States Treasury Bonds 1.38%	11-2040	1.77	15.00	-
⊕ United States Treasury Notes 2.38%	03-2029	1.41	16.41	-
⊕ United States Treasury Bonds 2.38%	02-2042	1.20	17.61	-
⊖ United States Treasury Notes 2.88%	05-2032	1.04	18.65	-
⊕ United States Treasury Bonds 2.88%	05-2052	1.01	19.66	-

**Total Holdings 1710**

⊕ Increase ⊖ Decrease ✱ New to Portfolio



# Federated Hermes Govt Ultrashort IS FGUSX

**Morningstar Category**  
Ultrashort Bond

**Morningstar Index**  
Bloomberg US Agg Bond TR USD

## Portfolio Manager(s)

Susan Hill since 07-1997  
Liam O'Connell since 11-2010

## Quantitative Screens

✗ **Performance:** The fund has finished in the Ultrashort Bond category's top three quartiles in 6 of the 10 years it's been in existence.

✔ **Management:** The fund's management has been in place for 26.24 years.

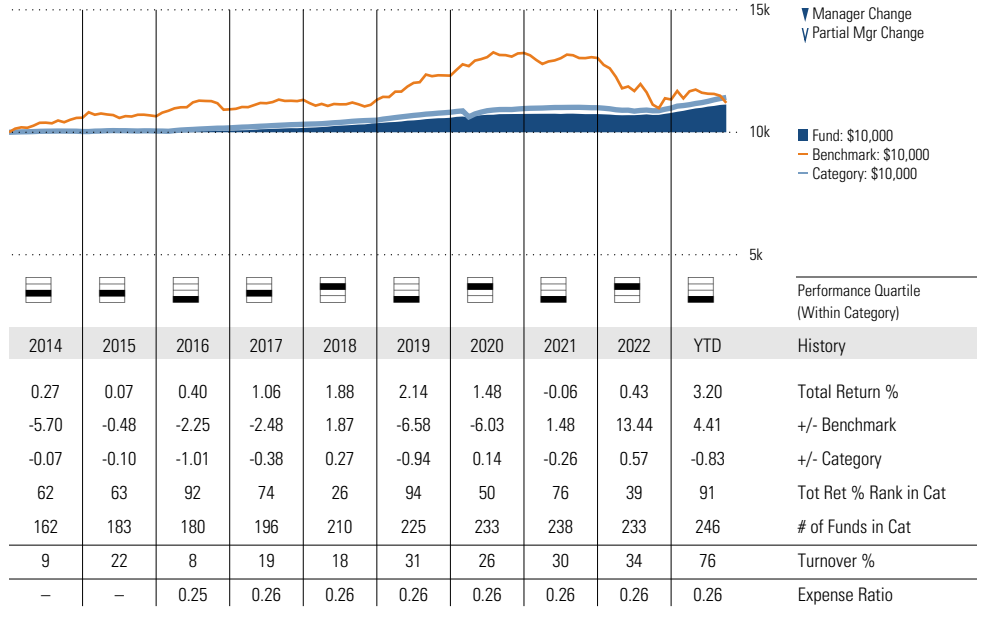
Style Consistency is not calculated for Fixed Income funds.

✔ **Net Expense:** The fund's expense ratio of 0.26 is 38.1% lower than the Ultrashort Bond category average.

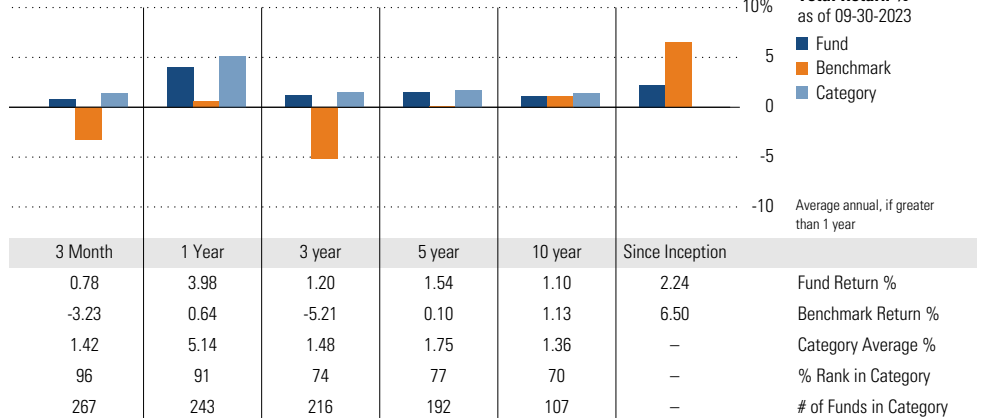
## Morningstar Investment Management LLC Analysis

This fund fails our performance consistency screen. Its relative performance versus typical peers in the ultrashort bond category has struggled, partly due to its strict adherence to investing in government securities, which have lagged credit instruments.

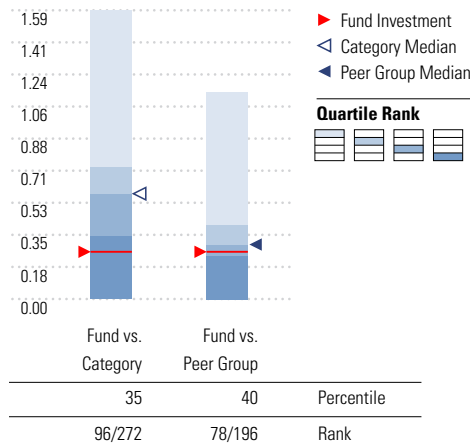
## Growth of \$10,000



## Trailing Performance



## Net Expense



Peer group is a subset of the category and includes funds with the same management style (active vs. passive) and similar share class characteristics.

## 3-Year Risk Metrics

	Fund	Bmark	Cat
Alpha	1.46	-	1.85
Beta	0.05	-	0.08
R-Squared	22.06	-	21.31
Standard Deviation	0.67	6.20	1.08
Sharpe Ratio	-2.00	-1.16	-0.98
Tracking Error	5.92	-	5.82
Information Ratio	1.08	-	1.15
Up Capture Ratio	11.65	-	15.49
Down Capture Ratio	-4.76	-	-5.01

## Portfolio Metrics

	Fund	Bmark	Cat
Avg Eff Duration	0.48	4.43	0.70
Avg Eff Maturity	5.22	-	1.94

# Federated Hermes Govt Ultrashort IS FGUSX

**Morningstar Category**  
Ultrashort Bond

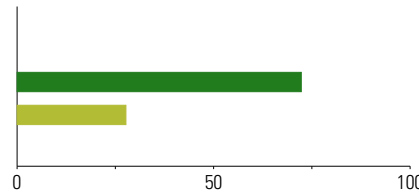
**Morningstar Index**  
Bloomberg US Agg Bond TR USD

**Style Analysis** as of 09-30-2023

**Style Breakdown**



**Asset Allocation** as of 09-30-2023

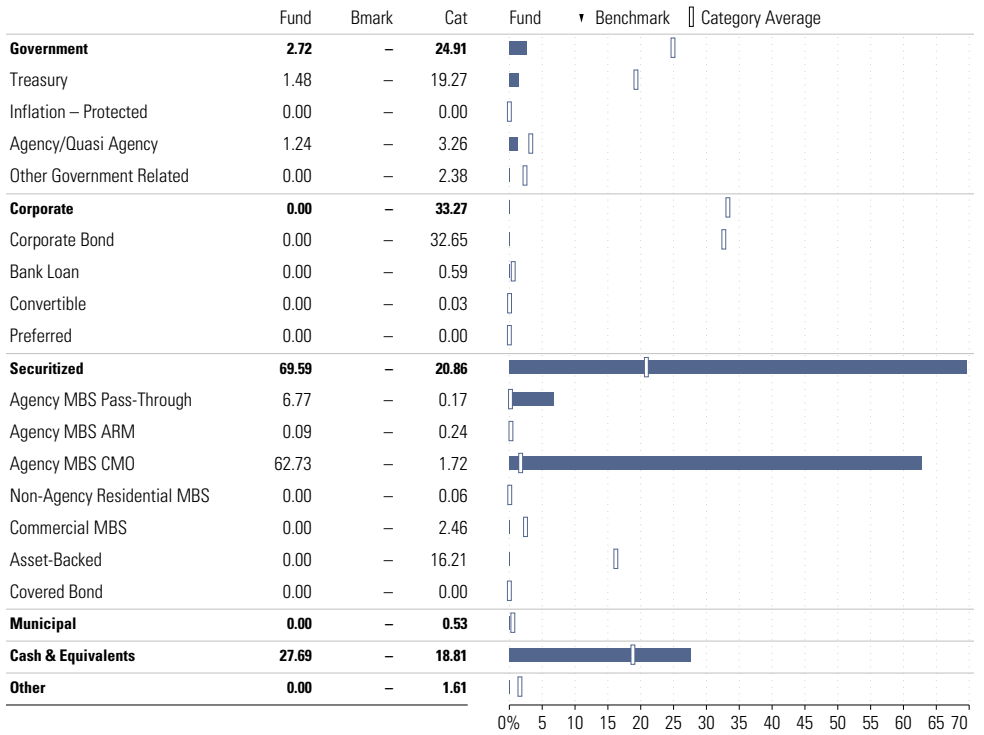


Asset Class	Net %	Cat%
US Stocks	0.00	0.10
Non-US Stocks	0.00	0.00
Bonds	72.31	71.51
Cash	27.69	28.31
Other	0.00	0.10
<b>Total</b>	<b>100.00</b>	<b>100.00</b>

**Credit Rating Breakdown**

	Fund	Bmark	Cat
AAA	100.00	3.53	47.87
AA	0.00	74.59	8.37
A	0.00	10.82	21.90
BBB	0.00	8.32	16.09
BB	0.00	0.28	0.89
B	0.00	0.00	0.42
Below B	0.00	0.00	0.09
Not Rated	0.00	2.46	4.38

**Sector Weighting** as of 09-30-2023



**Top 10 Holdings** as of 09-30-2023

Name	Maturity Date	% Net Asset	Cumulative %	Fixed Income Sector
⊕ Hsbc Repo 2 Repo	07-2023	13.42	13.42	-
⊕ Bank Of Montreal 4 Repo	07-2023	13.42	26.84	-
⊕ FEDERAL HOME LN MTG CORP MULTICLASS MTG PARTN CTFS GTD 5.70052%	04-2033	5.51	32.34	-
FEDERAL HOME LN MTG CORP MULTICLASS MTG PARTN CTFS GTD 5.55052%	12-2032	4.45	36.80	-
FEDERAL HOME LN MTG CORP MULTICLASS MTG PARTN CTFS GTD 5.60052%	12-2032	4.12	40.91	-
⊕ Government National Mortgage Association 5.12871%	01-2073	3.66	44.57	-
⊕ FEDERAL HOME LN MTG CORP MULTICLASS MTG PARTN CTFS GTD 5.71629%	07-2053	3.61	48.18	-
FEDERAL HOME LN MTG CORP MULTICLASS MTG PARTN CTFS GTD 5.92052%	10-2032	3.11	51.29	-
FEDERAL HOME LN MTG CORP MULTICLASS MTG PARTN CTFS GTD 5.92052%	11-2032	2.69	53.98	-
⊕ Government National Mortgage Association 6.1%	06-2053	2.58	56.56	-

**Total Holdings 193**

⊕ Increase ⊖ Decrease ✱ New to Portfolio

# Vanguard 500 Index Admiral VFIAX

**Morningstar Category**  
Large Blend

**Morningstar Index**  
S&P 500 TR USD

## Portfolio Manager(s)

Donald Butler since 04-2016  
Michelle Louie since 11-2017  
Nick Birkett since 08-2023  
Aaron Choi since 08-2023

## Quantitative Screens

✔ **Performance:** The fund has finished in the Large Blend category's top three quartiles in 10 of the 10 years it's been in existence.

✔ **Management:** The fund's management has been in place for 7.43 years.

✔ **Style:** The fund has landed in its primary style box — Large Blend — 100 % of the time over the past three years.

✔ **Net Expense:** The fund's expense ratio of 0.04 is 94.67% lower than the Large Blend category average.

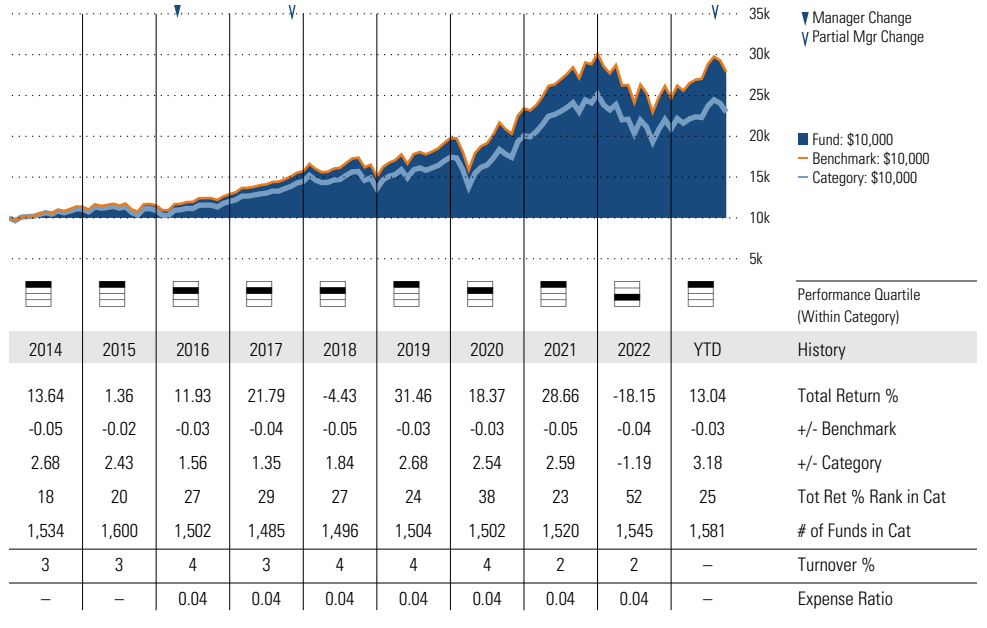
## Morningstar Investment Management LLC Analysis

This fund passes all of Morningstar Investment Management's quantitative screens. Morningstar Investment Management has also assessed the fund from a qualitative perspective and, as a fiduciary, is comfortable recommending the fund's use in retirement plans.

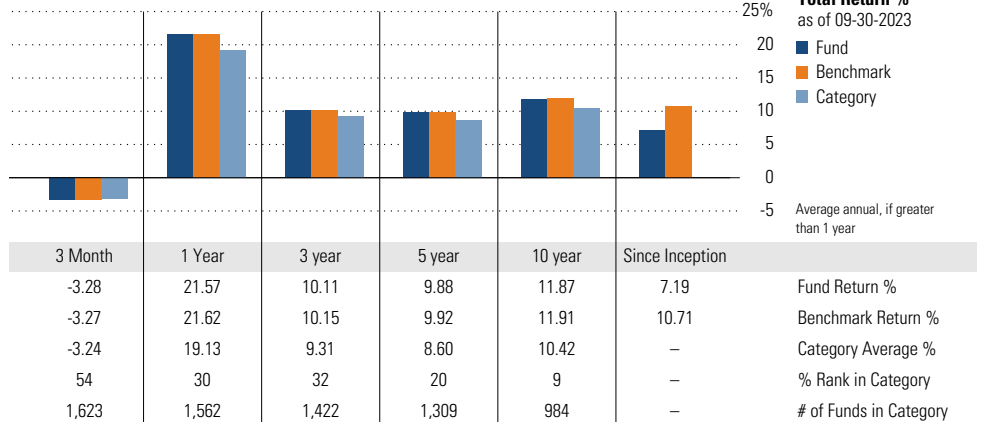
## ESG Metrics

Metric	Rating	Updated
Sustainability Rating	3	08-31-2023
Carbon Risk Score	Low Risk	12-31-2022
ESG Commitment	1-Low	02-15-2022

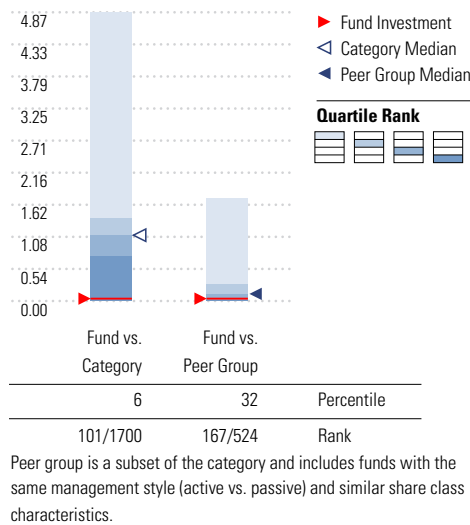
## Growth of \$10,000



## Trailing Performance



## Net Expense



## 3-Year Risk Metrics

Metric	Fund	Bmark	Cat
Alpha	-0.04	-	-0.66
Beta	1.00	-	0.95
R-Squared	100.00	-	94.61
Standard Deviation	17.85	17.85	17.40
Sharpe Ratio	0.51	0.52	0.45
Tracking Error	0.01	-	3.74
Information Ratio	-4.76	-	-1.15
Up Capture Ratio	99.93	-	93.16
Down Capture Ratio	100.07	-	95.77

## Portfolio Metrics

Metric	Fund	Bmark	Cat
Price/Earnings Ratio	22.41	22.40	22.25
Price/Book Ratio	3.99	3.98	4.46
Geom Avg Mkt Cap \$B	228.88	228.69	275.77
ROE	30.78	30.76	29.52

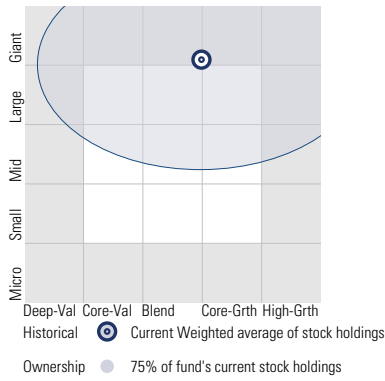
# Vanguard 500 Index Admiral VFIAX

**Morningstar Category**  
Large Blend

**Morningstar Index**  
S&P 500 TR USD

## Style Analysis as of 09-30-2023

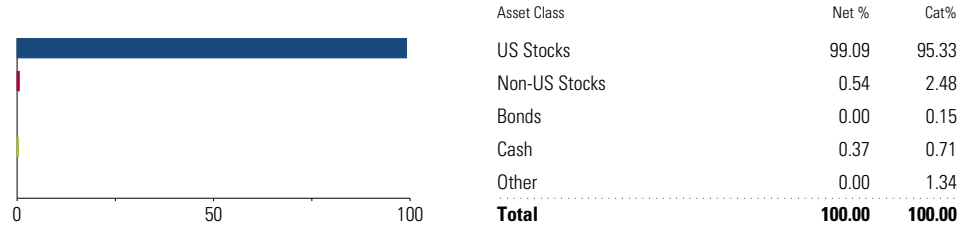
Morningstar Style Box™



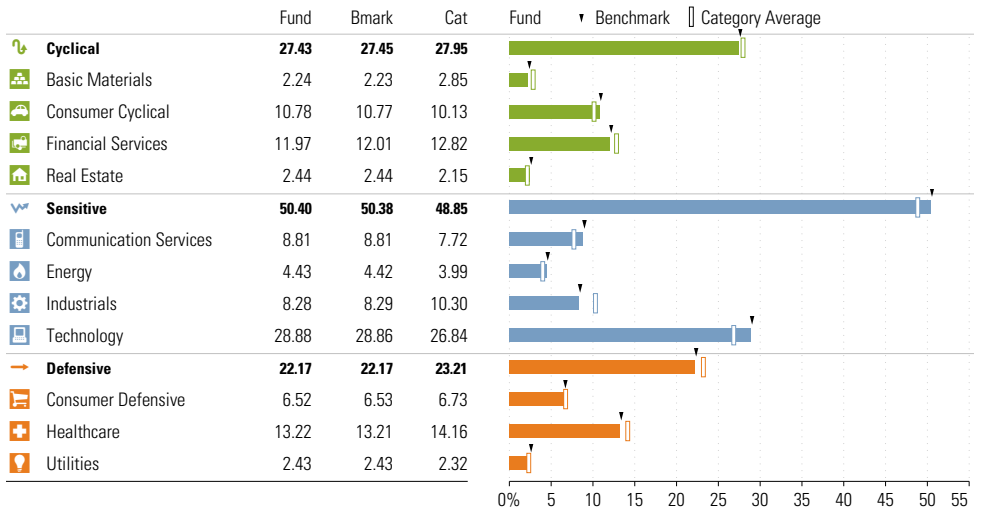
## Style Breakdown



## Asset Allocation as of 09-30-2023



## Sector Weighting as of 09-30-2023



## Top 15 Holdings as of 09-30-2023

Name	% Net Asset	Cumulative %	YTD Return %	Morningstar Sector
⊕ Apple Inc	7.35	7.35	32.32	Technology
⊕ Microsoft Corp	6.45	13.81	32.51	Technology
⊕ Amazon.com Inc	3.26	17.07	51.33	Consumer Cyclical
⊕ NVIDIA Corp	3.23	20.30	197.74	Technology
⊕ Alphabet Inc Class A	2.14	22.44	48.32	Communication Svc
⊕ Alphabet Inc Class C	1.86	24.30	48.60	Communication Svc
⊕ Tesla Inc	1.84	26.14	103.13	Consumer Cyclical
⊕ Meta Platforms Inc Class A	1.73	27.87	149.47	Communication Svc
⊕ Berkshire Hathaway Inc Class B	1.70	29.57	13.40	Financial Services
⊕ Exxon Mobil Corp	1.19	30.76	9.08	Energy
⊕ UnitedHealth Group Inc	1.17	31.94	-3.88	Healthcare
⊕ Eli Lilly and Co	1.16	33.10	47.75	Healthcare
⊕ JPMorgan Chase & Co	1.13	34.23	10.38	Financial Services
⊕ Visa Inc Class A	1.05	35.27	11.36	Financial Services
⊖ Johnson & Johnson	1.03	36.30	-9.84	Healthcare

**Total Holdings 510**

⊕ Increase ⊖ Decrease ✨ New to Portfolio

# Vanguard LifeStrategy Cnsvr Gr Inv VSCGX

**Morningstar Category**  
Moderately Conservative  
Allocation

**Morningstar Index**  
Morningstar US Mod Con Tgt Alloc NR  
USD

## Portfolio Manager(s)

Walter Nejman since 02-2022  
Aurélie Denis since 02-2023  
Michael Roach since 02-2023  
Roger Aliaga-Diaz since 02-2023

## Quantitative Screens

✔ **Performance:** The fund has finished in the Moderately Conservative Allocation category's top three quartiles in 8 of the 10 years it's been in existence.

✘ **Management:** The fund's management team has been in place for less than three years.

✔ **Style:** The fund has landed in its primary style box — Large Blend — 100 % of the time over the past three years.

✔ **Net Expense:** The fund's expense ratio of 0.12 is 86.96% lower than the Moderately Conservative Allocation category average.

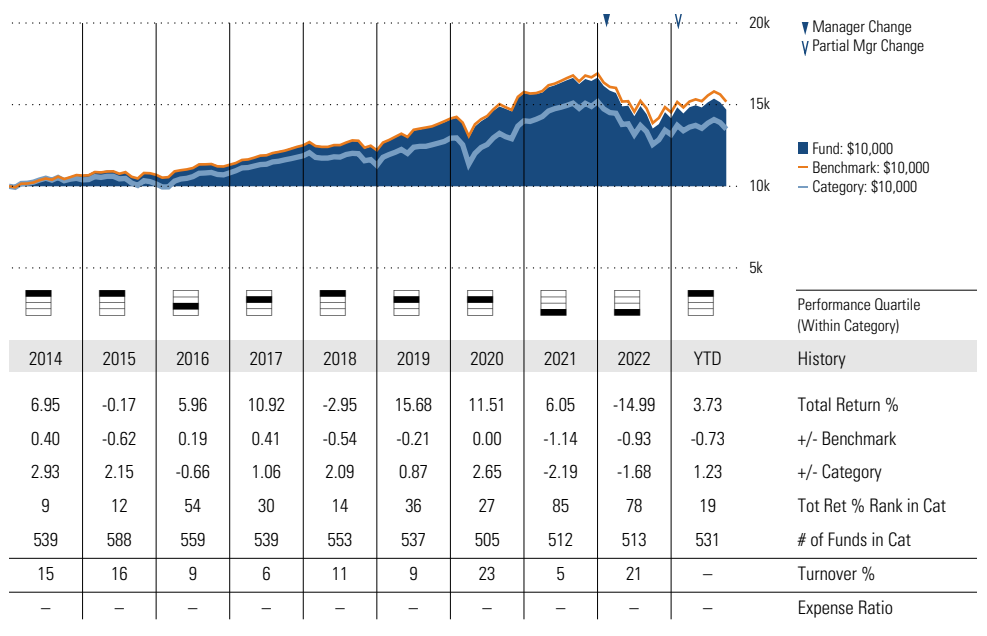
## Morningstar Investment Management LLC Analysis

Although this fund technically fails the manager tenure screen due to changes in how the portfolio management team is listed, in fact the same team that oversees the strategy remains in place.

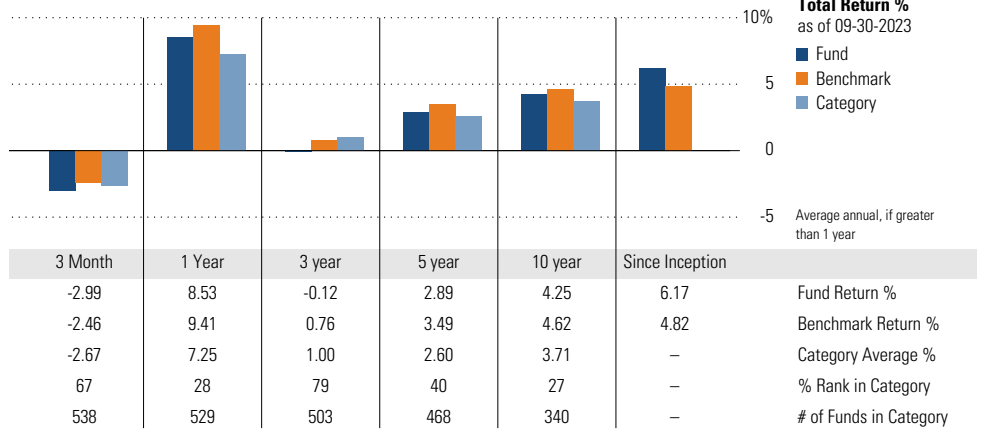
## ESG Metrics

Metric	Rating	Updated
Sustainability Rating	3	08-31-2023
ESG Commitment	1-Low	07-19-2023

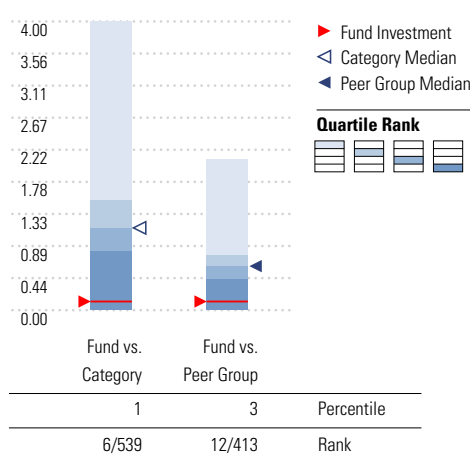
## Growth of \$10,000



## Trailing Performance



## Net Expense



Peer group is a subset of the category and includes funds with the same management style (active vs. passive) and similar share class characteristics.

## 3-Year Risk Metrics

Metric	Fund	Bmark	Cat
Alpha	-0.88	-	0.28
Beta	1.03	-	0.98
R-Squared	99.37	-	93.35
Standard Deviation	9.71	9.45	9.75
Sharpe Ratio	-0.17	-0.09	-0.06
Tracking Error	0.81	-	2.57
Information Ratio	-1.09	-	0.00
Up Capture Ratio	99.47	-	100.97
Down Capture Ratio	106.26	-	99.50

## Portfolio Metrics

Metric	Fund	Bmark	Cat
Price/Earnings Ratio	17.13	18.48	18.93
Price/Book Ratio	2.36	2.73	3.00
Avg Eff Duration	6.73	6.12	5.29

# Vanguard LifeStrategy Cnsvr Gr Inv VSCGX

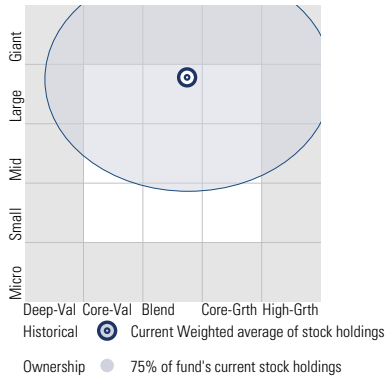
**Morningstar Category**  
Moderately Conservative

**Morningstar Index**  
Morningstar US Mod Con Tgt Alloc NR  
USD

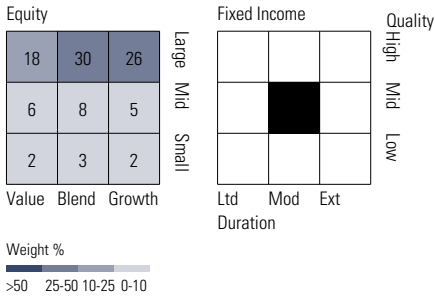
Allocation

## Style Analysis as of 09-30-2023

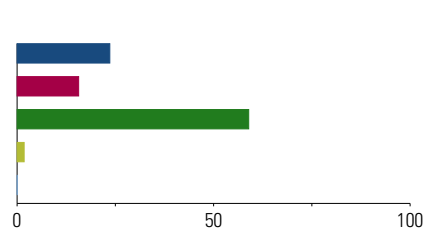
Morningstar Style Box™



## Style Breakdown

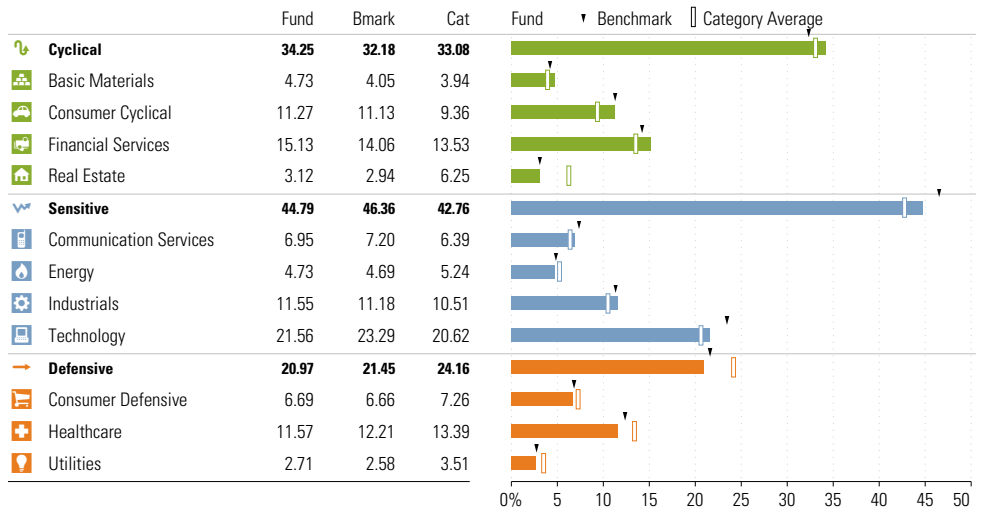


## Asset Allocation as of 09-30-2023



Asset Class	Net %	Cat%
US Stocks	23.59	27.62
Non-US Stocks	15.66	7.35
Bonds	58.93	54.81
Cash	1.79	4.91
Other	0.03	5.32
<b>Total</b>	<b>100.00</b>	<b>100.00</b>

## Sector Weighting as of 09-30-2023



## Top 6 Holdings as of 09-30-2023

Name	Maturity Date	% Net Asset	Cumulative %	YTD Return %	Morningstar Sector
⊕ Vanguard Total Bond Market II Idx Inv	—	41.37	41.37	—	—
⊖ Vanguard Total Stock Mkt Idx Inv	—	23.72	65.08	—	—
⊖ Vanguard Total Intl Bd II Idx Investor	—	18.11	83.20	—	—
⊖ Vanguard Total Intl Stock Index Inv	—	16.03	99.22	—	—
⊖ Mktliq 12/31/2049	—	0.77	99.99	—	—
⊖ Us Dollar	—	0.01	100.00	—	—

**Total Holdings 6**

⊕ Increase ⊖ Decrease ✨ New to Portfolio

# Vanguard LifeStrategy Growth Inv VASGX

**Morningstar Category**  
Moderately Aggressive

**Morningstar Index**

Morningstar US Mod Agg Tgt Alloc NR  
USD

Allocation

## Portfolio Manager(s)

Walter Nejman since 02-2022  
Aurélie Denis since 02-2023  
Michael Roach since 02-2023  
Roger Aliaga-Diaz since 02-2023

## Quantitative Screens

✔ **Performance:** The fund has finished in the Moderately Aggressive Allocation category's top three quartiles in 10 of the 10 years it's been in existence.

✘ **Management:** The fund's management team has been in place for less than three years.

✔ **Style:** The fund has landed in its primary style box — Large Blend — 100 % of the time over the past three years.

✔ **Net Expense:** The fund's expense ratio of 0.14 is 85.71% lower than the Moderately Aggressive Allocation category average.

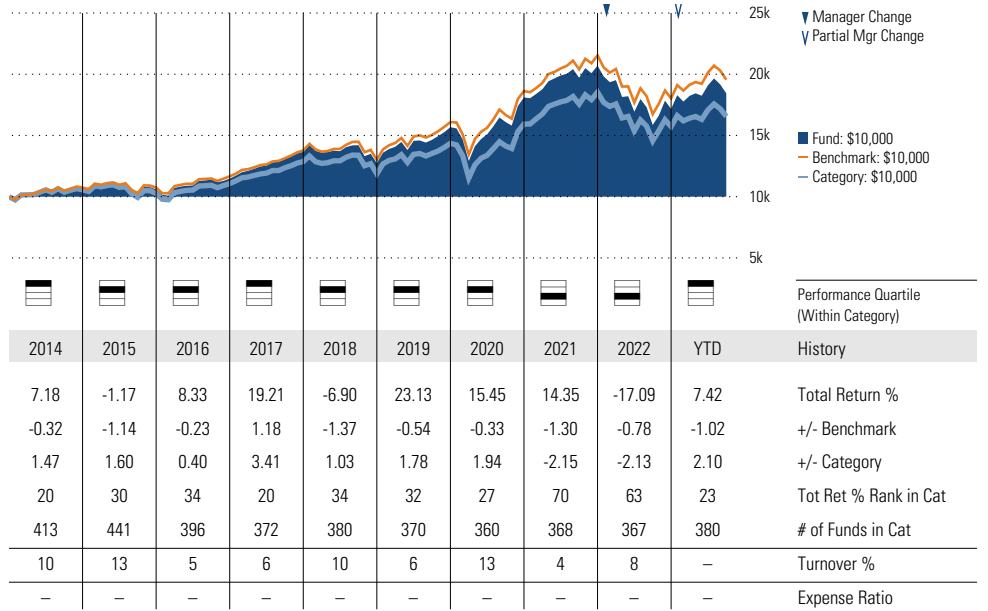
## Morningstar Investment Management LLC Analysis

Although this fund technically fails the manager tenure screen due to changes in how the portfolio management team is listed, in fact the same team that oversees the strategy remains in place.

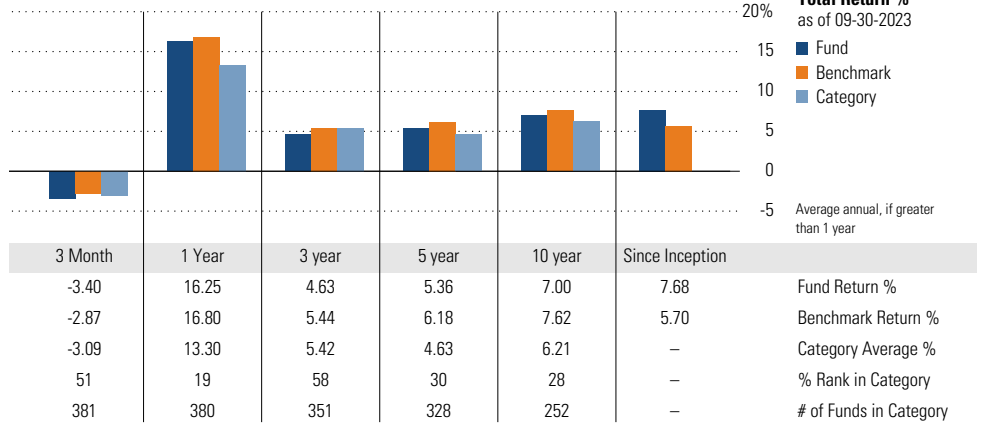
## ESG Metrics

Metric	Rating	Updated
Sustainability Rating	3	08-31-2023
ESG Commitment	1-Low	07-19-2023
Carbon Risk Score	Low Risk	12-31-2022

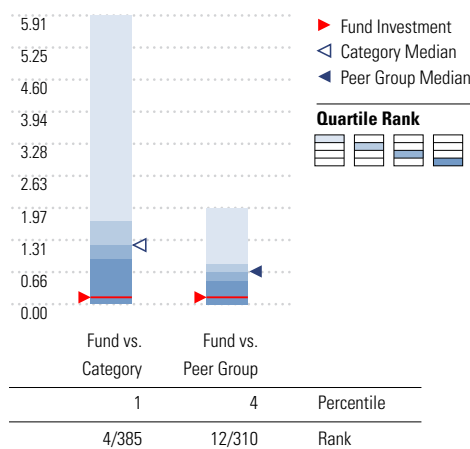
## Growth of \$10,000



## Trailing Performance



## Net Expense



## 3-Year Risk Metrics

Metric	Fund	Bmark	Cat
Alpha	-0.88	-	-0.16
Beta	1.03	-	0.98
R-Squared	99.33	-	93.44
Standard Deviation	14.69	14.26	14.65
Sharpe Ratio	0.24	0.30	0.27
Tracking Error	1.26	-	3.38
Information Ratio	-0.64	-	-0.24
Up Capture Ratio	100.79	-	98.61
Down Capture Ratio	105.27	-	100.10

## Portfolio Metrics

Metric	Fund	Bmark	Cat
Price/Earnings Ratio	17.24	18.62	18.69
Price/Book Ratio	2.39	2.77	2.79
Avg Eff Duration	6.73	6.12	5.34

# Vanguard LifeStrategy Growth Inv VASGX

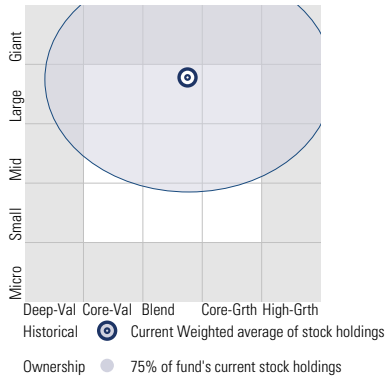
**Morningstar Category**  
Moderately Aggressive

**Morningstar Index**  
Morningstar US Mod Agg Tgt Alloc NR USD

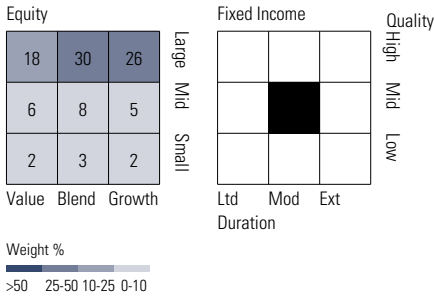
Allocation

## Style Analysis as of 09-30-2023

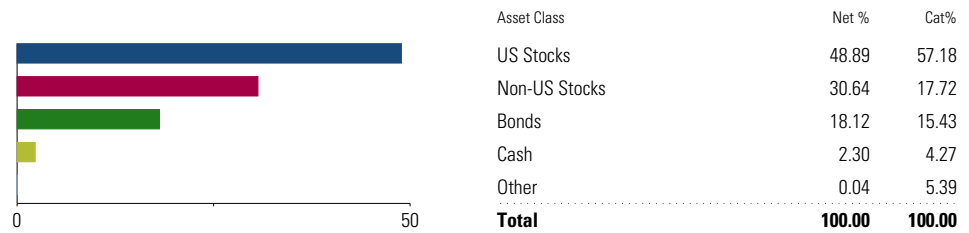
Morningstar Style Box™



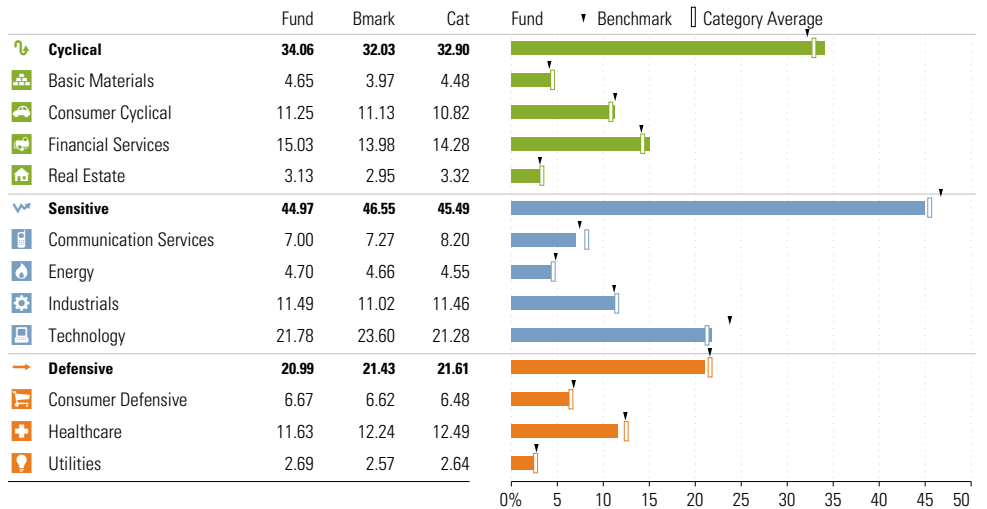
## Style Breakdown



## Asset Allocation as of 09-30-2023



## Sector Weighting as of 09-30-2023



## Top 6 Holdings as of 09-30-2023

Name	Maturity Date	% Net Asset	Cumulative %	YTD Return %	Morningstar Sector
⊖ Vanguard Total Stock Mkt Idx Inv	-	49.17	49.17	- -	
Vanguard Total Intl Stock Index Inv	-	31.35	80.52	- -	
⊕ Vanguard Total Bond Market II Idx Inv	-	12.72	93.24	- -	
⊕ Vanguard Total Intl Bd II Idx Investor	-	5.57	98.81	- -	
⊖ Mktliq 12/31/2049	-	1.17	99.98	- -	
⊖ Us Dollar	-	0.02	100.00	- -	

**Total Holdings 6**

⊕ Increase ⊖ Decrease ✨ New to Portfolio



# Vanguard LifeStrategy Income Inv VASIX

**Morningstar Category**  
Conservative Allocation

**Morningstar Index**  
Morningstar US Con Tgt Alloc NR USD

## Portfolio Manager(s)

Walter Nejman since 02-2022  
Aur lie Denis since 02-2023  
Michael Roach since 02-2023  
Roger Aliaga-Diaz since 02-2023

## Quantitative Screens

✔ **Performance:** The fund has finished in the Conservative Allocation category's top three quartiles in 8 of the 10 years it's been in existence.

✘ **Management:** The fund's management team has been in place for less than three years.

✔ **Style:** The fund has landed in its primary style box — Large Blend — 100 % of the time over the past three years.

✔ **Net Expense:** The fund's expense ratio of 0.11 is 88.54% lower than the Conservative Allocation category average.

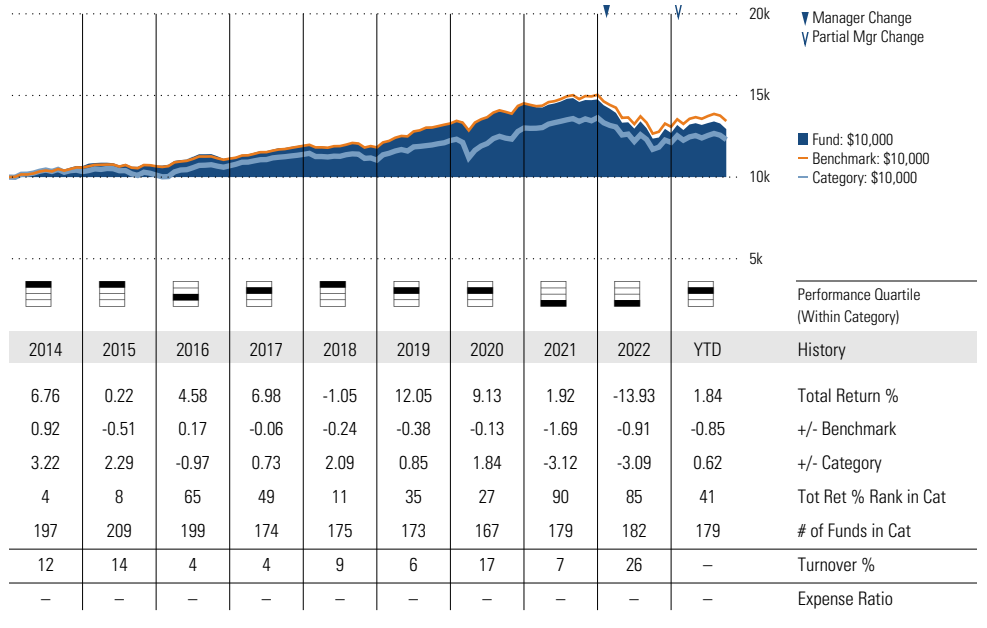
## Morningstar Investment Management LLC Analysis

Although this fund technically fails the manager tenure screen due to changes in how the portfolio management team is listed, in fact the same team that oversees the strategy remains in place.

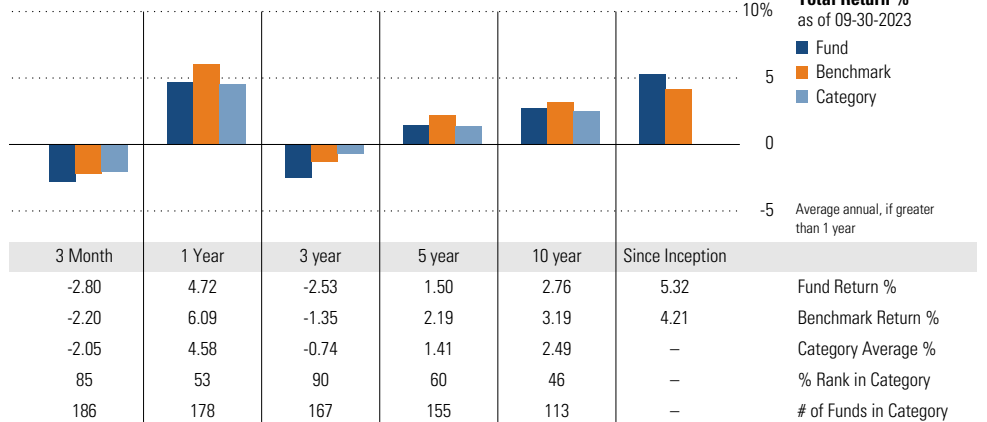
## ESG Metrics

Metric	Rating	Updated
Sustainability Rating	3	08-31-2023
ESG Commitment	1-Low	07-19-2023

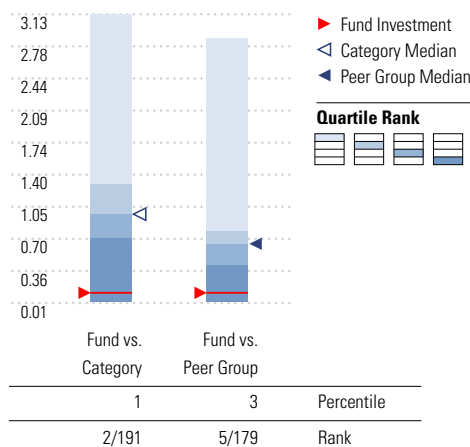
## Growth of \$10,000



## Trailing Performance



## Net Expense



Peer group is a subset of the category and includes funds with the same management style (active vs. passive) and similar share class characteristics.

## 3-Year Risk Metrics

Metric	Fund	Bmark	Cat
Alpha	-1.19	-	0.25
Beta	1.00	-	0.95
R-Squared	98.83	-	91.34
Standard Deviation	7.46	7.38	7.39
Sharpe Ratio	-0.58	-0.42	-0.38
Tracking Error	0.81	-	2.19
Information Ratio	-1.45	-	0.08
Up Capture Ratio	92.78	-	97.33
Down Capture Ratio	104.85	-	95.01

## Portfolio Metrics

Metric	Fund	Bmark	Cat
Price/Earnings Ratio	17.11	18.68	18.97
Price/Book Ratio	2.36	2.79	2.96
Avg Eff Duration	6.73	6.12	4.80

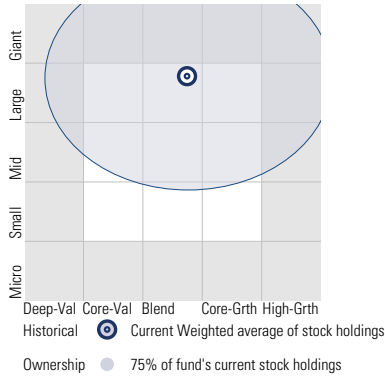
# Vanguard LifeStrategy Income Inv VASIX

**Morningstar Category**  
Conservative Allocation

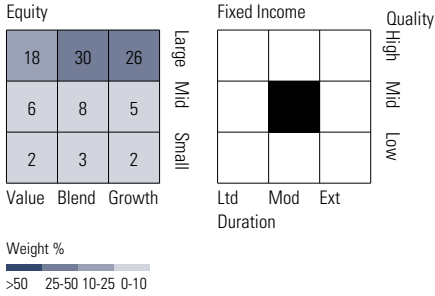
**Morningstar Index**  
Morningstar US Con Tgt Alloc NR USD

## Style Analysis as of 09-30-2023

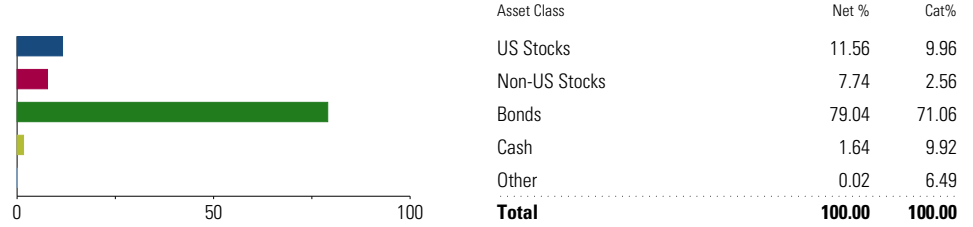
Morningstar Style Box™



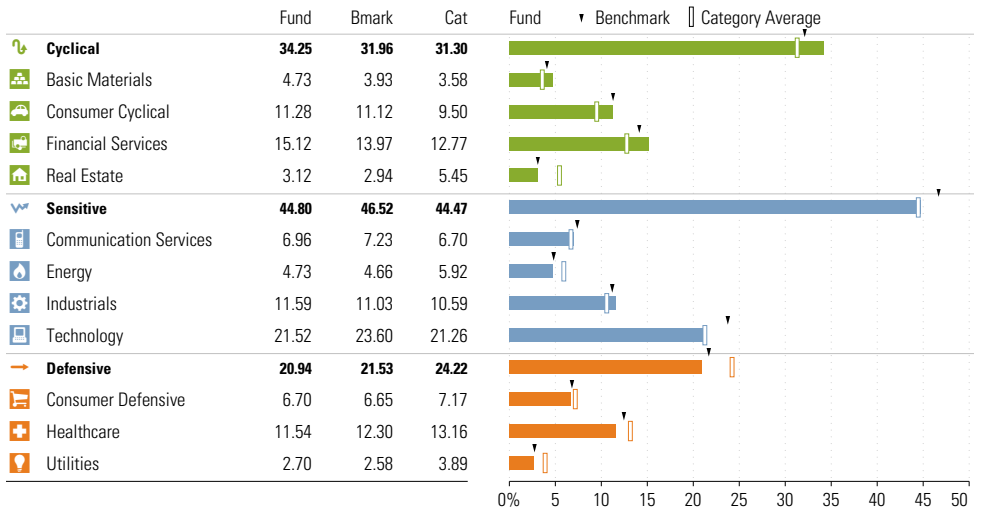
## Style Breakdown



## Asset Allocation as of 09-30-2023



## Sector Weighting as of 09-30-2023



## Top 6 Holdings as of 09-30-2023

Name	Maturity Date	% Net Asset	Cumulative %	YTD Return %	Morningstar Sector
⊖ Vanguard Total Bond Market II Idx Inv	-	55.72	55.72	-	-
⊖ Vanguard Total Intl Bd II Idx Investor	-	24.05	79.77	-	-
⊕ Vanguard Total Stock Mkt Idx Inv	-	11.62	91.39	-	-
⊕ Vanguard Total Intl Stock Index Inv	-	7.92	99.31	-	-
⊖ Mktliq 12/31/2049	-	0.67	99.98	-	-
⊕ Us Dollar	-	0.02	100.00	-	-

## Total Holdings 6

⊕ Increase ⊖ Decrease ✨ New to Portfolio

# Vanguard LifeStrategy Moderate Gr Inv VSMGX

**Morningstar Category**  
Moderate Allocation

**Morningstar Index**  
Morningstar US Mod Tgt Alloc NR USD

## Portfolio Manager(s)

Walter Nejman since 02-2022  
Aur lie Denis since 02-2023  
Michael Roach since 02-2023  
Roger Aliaga-Diaz since 02-2023

## Quantitative Screens

✔ **Performance:** The fund has finished in the Moderate Allocation category's top three quartiles in 9 of the 10 years it's been in existence.

✘ **Management:** The fund's management team has been in place for less than three years.

✔ **Style:** The fund has landed in its primary style box — Large Blend — 100 % of the time over the past three years.

✔ **Net Expense:** The fund's expense ratio of 0.13 is 87% lower than the Moderate Allocation category average.

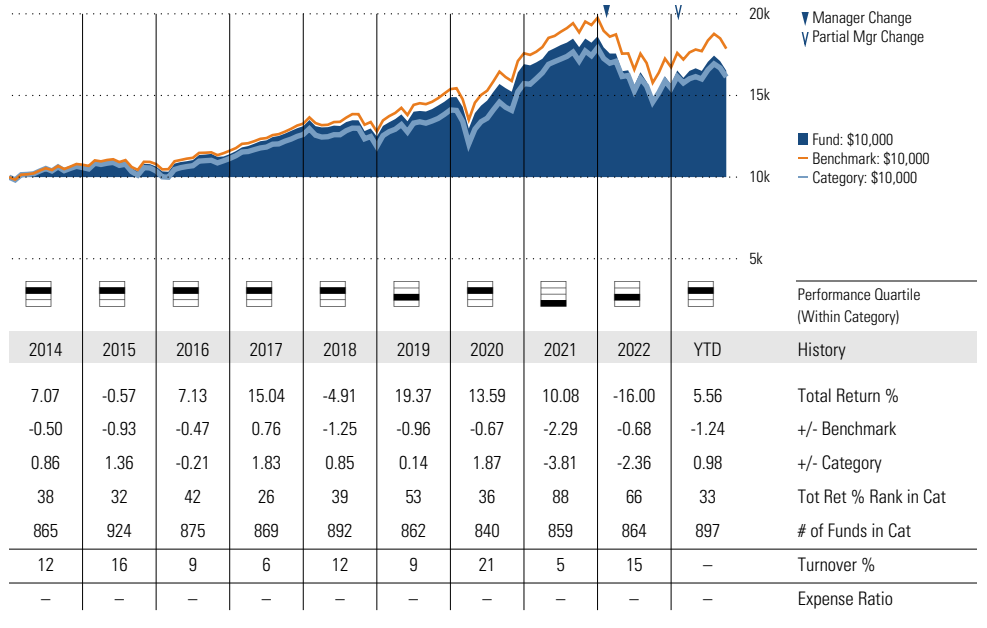
## Morningstar Investment Management LLC Analysis

Although this fund technically fails the manager tenure screen due to changes in how the portfolio management team is listed, in fact the same team that oversees the strategy remains in place.

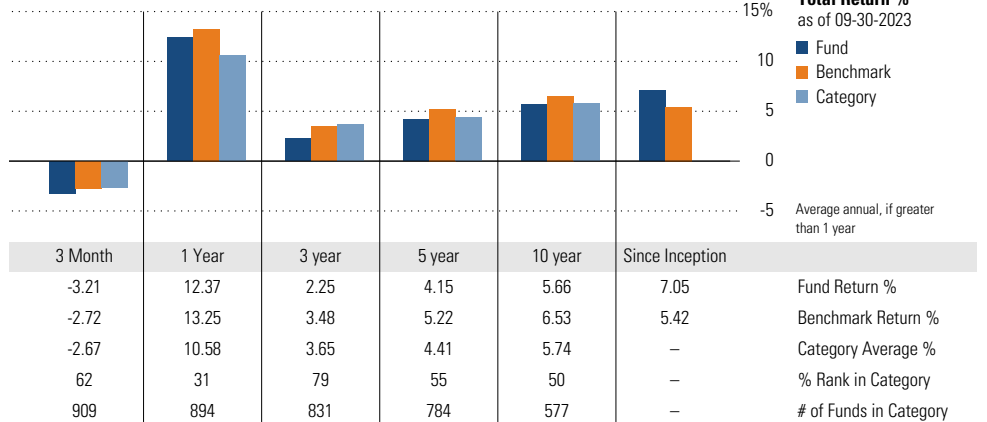
## ESG Metrics

Metric	Rating	Updated
Sustainability Rating	3	08-31-2023
ESG Commitment	1-Low	07-19-2023
Carbon Risk Score	Low Risk	12-31-2022

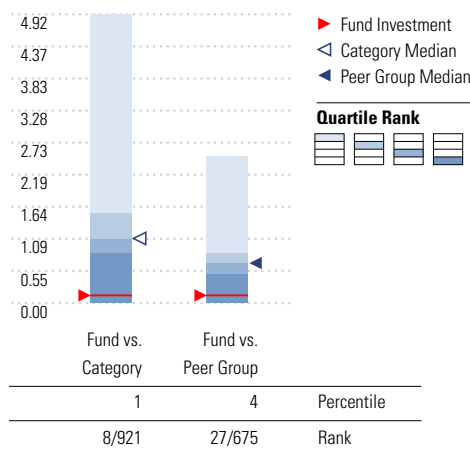
## Growth of \$10,000



## Trailing Performance



## Net Expense



Peer group is a subset of the category and includes funds with the same management style (active vs. passive) and similar share class characteristics.

## 3-Year Risk Metrics

Metric	Fund	Bmark	Cat
Alpha	-1.20	-	-0.04
Beta	1.00	-	0.98
R-Squared	98.89	-	94.16
Standard Deviation	12.16	12.04	12.24
Sharpe Ratio	0.08	0.17	0.16
Tracking Error	1.28	-	2.86
Information Ratio	-0.96	-	-0.13
Up Capture Ratio	96.75	-	99.51
Down Capture Ratio	103.81	-	100.41

## Portfolio Metrics

Metric	Fund	Bmark	Cat
Price/Earnings Ratio	17.17	19.23	20.37
Price/Book Ratio	2.37	2.95	3.33
Avg Eff Duration	6.73	6.12	5.40

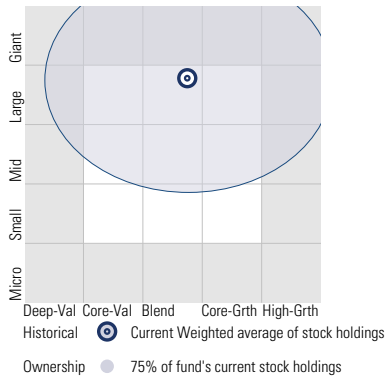
# Vanguard LifeStrategy Moderate Gr Inv VSMGX

**Morningstar Category**  
Moderate Allocation

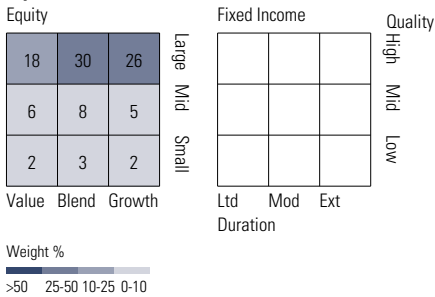
**Morningstar Index**  
Morningstar US Mod Tgt Alloc NR USD

## Style Analysis as of 09-30-2023

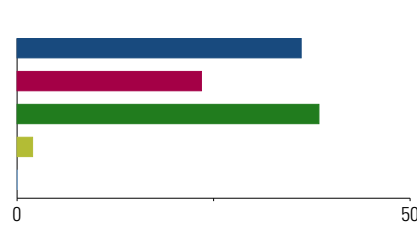
Morningstar Style Box™



## Style Breakdown

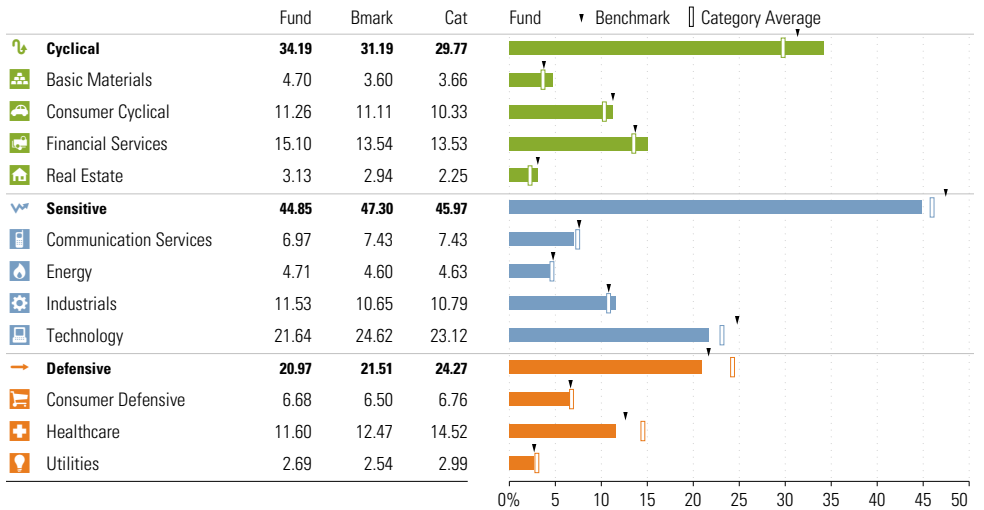


## Asset Allocation as of 09-30-2023



Asset Class	Net %	Cat%
US Stocks	36.14	48.05
Non-US Stocks	23.45	10.07
Bonds	38.40	34.67
Cash	1.97	3.72
Other	0.04	3.49
<b>Total</b>	<b>100.00</b>	<b>100.00</b>

## Sector Weighting as of 09-30-2023



## Top 6 Holdings as of 09-30-2023

Name	Maturity Date	% Net Asset	Cumulative %	YTD Return %	Morningstar Sector
⊖ Vanguard Total Stock Mkt Idx Inv	-	36.34	36.34	-	-
⊕ Vanguard Total Bond Market II Idx Inv	-	27.02	63.37	-	-
Vanguard Total Intl Stock Index Inv	-	24.00	87.37	-	-
⊕ Vanguard Total Intl Bd II Idx Investor	-	11.73	99.10	-	-
⊖ Mktliq 12/31/2049	-	0.90	100.00	-	-
⊖ Us Dollar	-	0.00	100.00	-	-

## Total Holdings 6

⊕ Increase ⊖ Decrease ✨ New to Portfolio

# Vanguard Mid Cap Index Admiral VIMAX

**Morningstar Category**  
Mid-Cap Blend

**Morningstar Index**  
Russell Mid Cap TR USD

## Portfolio Manager(s)

Donald Butler since 05-1998  
 Awais Khan since 07-2021  
 Aurélie Denis since 02-2023  
 Aaron Choi since 08-2023

## Quantitative Screens

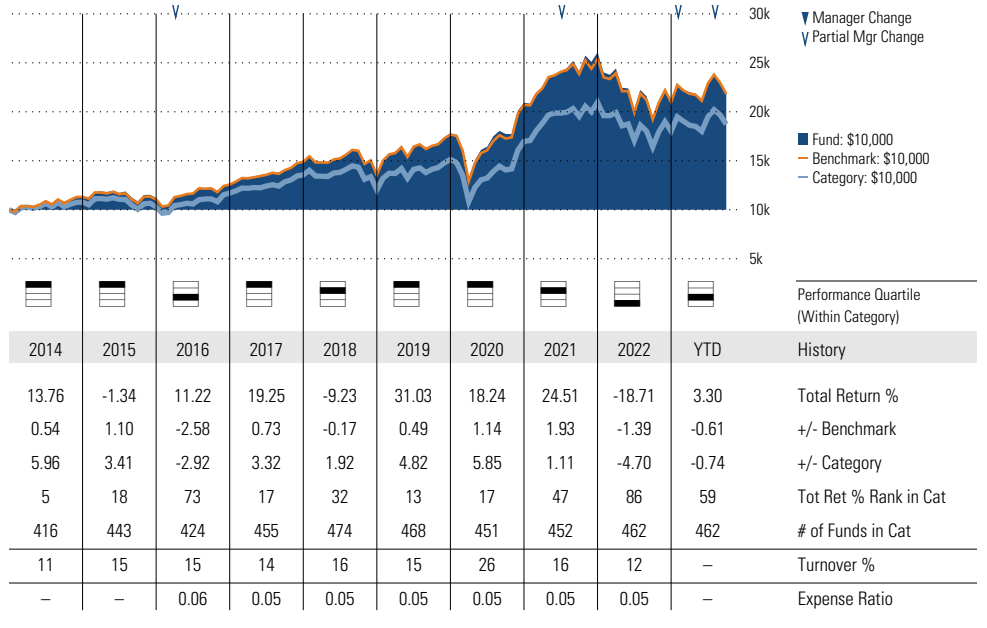
✔ **Performance:** The fund has finished in the Mid-Cap Blend category's top three quartiles in 9 of the 10 years it's been in existence.

✔ **Management:** The fund's management has been in place for 25.38 years.

✔ **Style:** The fund has landed in its primary style box — Mid-Cap Blend — 100 % of the time over the past three years.

✔ **Net Expense:** The fund's expense ratio of 0.05 is 94.19% lower than the Mid-Cap Blend category average.

## Growth of \$10,000



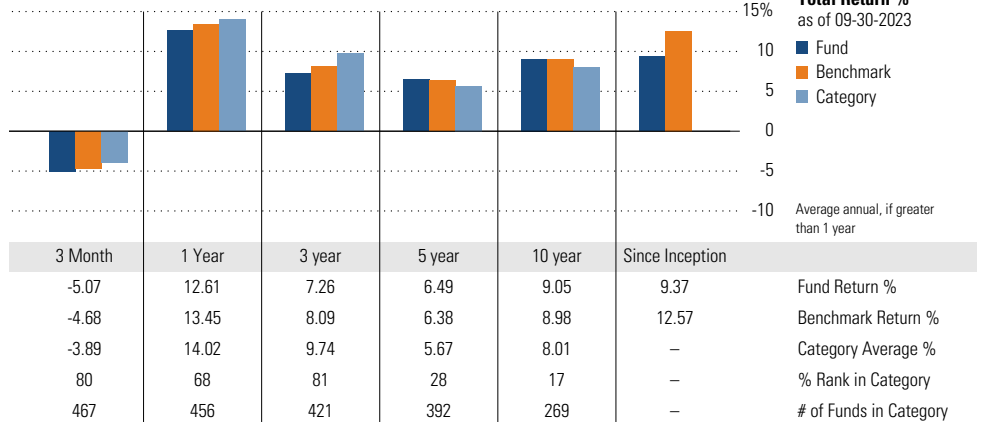
## Morningstar Investment Management LLC Analysis

This fund passes all of Morningstar Investment Management's quantitative screens. Morningstar Investment Management has also assessed the fund from a qualitative perspective and, as a fiduciary, is comfortable recommending the fund's use in retirement plans.

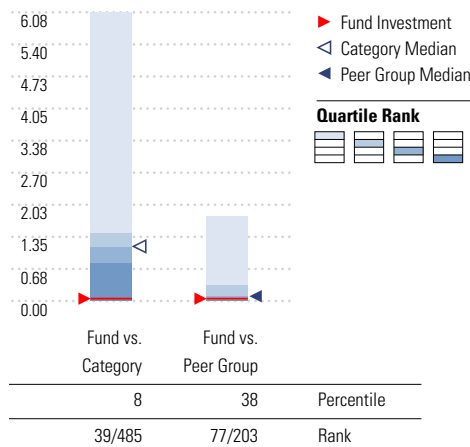
## ESG Metrics

Metric	Rating	Updated
Sustainability Rating	3	08-31-2023
Carbon Risk Score	Medium Risk	12-31-2022
ESG Commitment	1-Low	02-15-2022

## Trailing Performance



## Net Expense



Peer group is a subset of the category and includes funds with the same management style (active vs. passive) and similar share class characteristics.

## 3-Year Risk Metrics

Metric	Fund	Bmark	Cat
Alpha	-0.70	-	1.17
Beta	0.99	-	0.97
R-Squared	99.52	-	93.16
Standard Deviation	19.36	19.52	19.63
Sharpe Ratio	0.35	0.39	0.44
Tracking Error	1.36	-	5.13
Information Ratio	-0.61	-	0.17
Up Capture Ratio	97.67	-	97.68
Down Capture Ratio	100.29	-	93.45

## Portfolio Metrics

Metric	Fund	Bmark	Cat
Price/Earnings Ratio	19.56	17.61	17.52
Price/Book Ratio	2.85	2.67	2.82
Geom Avg Mkt Cap \$B	24.83	18.26	11.63
ROE	17.22	16.11	20.65

# Vanguard Mid Cap Index Admiral VIMAX

Morningstar Category

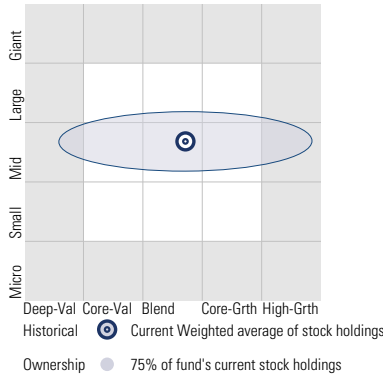
Mid-Cap Blend

Morningstar Index

Russell Mid Cap TR USD

## Style Analysis as of 09-30-2023

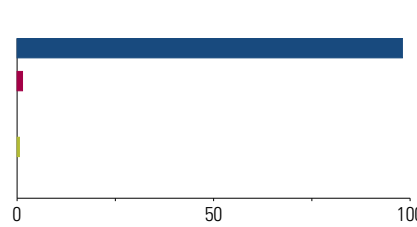
Morningstar Style Box™



## Style Breakdown

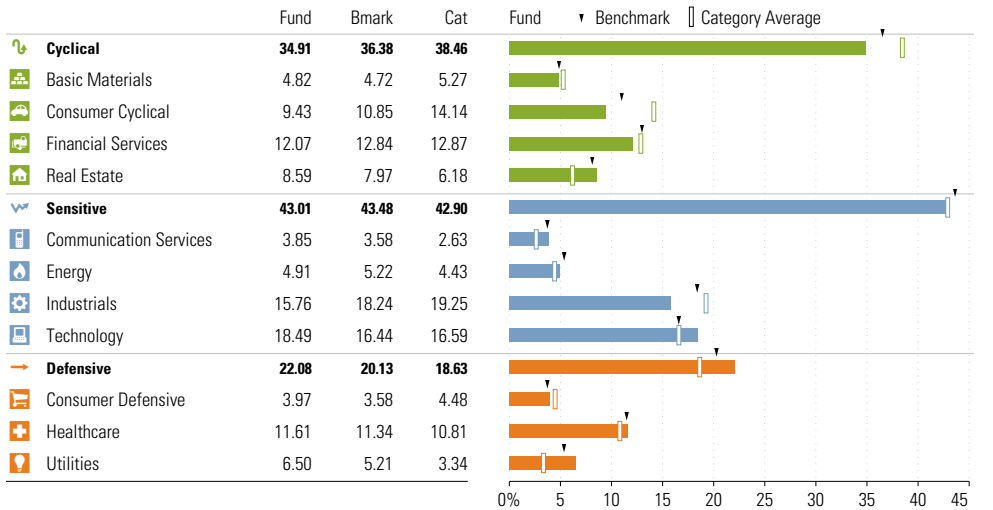


## Asset Allocation as of 09-30-2023



Asset Class	Net %	Cat%
US Stocks	98.04	95.65
Non-US Stocks	1.38	2.70
Bonds	0.00	0.03
Cash	0.59	1.23
Other	0.00	0.38
<b>Total</b>	<b>100.00</b>	<b>100.00</b>

## Sector Weighting as of 09-30-2023



## Top 15 Holdings as of 09-30-2023

Name	% Net Asset	Cumulative %	YTD Return %	Morningstar Sector
⊕ Amphenol Corp Class A	0.83	0.83	11.14	Technology
⊕ Arthur J. Gallagher & Co	0.78	1.61	21.77	Financial Services
⊕ Carrier Global Corp Ordinary Shares	0.76	2.37	34.72	Industrials
⊕ Motorola Solutions Inc	0.75	3.12	6.66	Technology
⊕ TransDigm Group Inc	0.74	3.86	33.90	Industrials
⊕ Arista Networks Inc	0.71	4.57	51.57	Technology
⊕ Microchip Technology Inc	0.71	5.28	12.74	Technology
⊕ Cintas Corp	0.69	5.97	7.32	Industrials
⊕ Nucor Corp	0.68	6.65	19.78	Basic Materials
⊕ PACCAR Inc	0.68	7.33	30.02	Industrials
⊕ Hess Corp	0.67	8.01	8.81	Energy
⊕ ON Semiconductor Corp	0.67	8.68	49.03	Technology
⊕ Old Dominion Freight Line Inc Ordinary Shares	0.67	9.34	44.60	Industrials
⊕ MSCI Inc	0.65	9.99	11.19	Financial Services
⊕ IQVIA Holdings Inc	0.65	10.65	-3.97	Healthcare

**Total Holdings 344**

⊕ Increase ⊖ Decrease ✨ New to Portfolio

# Vanguard Small Cap Index Adm VSMAX

Morningstar Category  
Small Blend

Morningstar Index  
Russell 2000 TR USD

## Portfolio Manager(s)

Gerard O'Reilly since 04-2016  
William Coleman since 04-2016

## Quantitative Screens

✔ **Performance:** The fund has finished in the Small Blend category's top three quartiles in 9 of the 10 years it's been in existence.

✔ **Management:** The fund's management has been in place for 7.43 years.

✔ **Style:** The fund has landed in its primary style box — Small Blend — 100 % of the time over the past three years.

✔ **Net Expense:** The fund's expense ratio of 0.05 is 94.85% lower than the Small Blend category average.

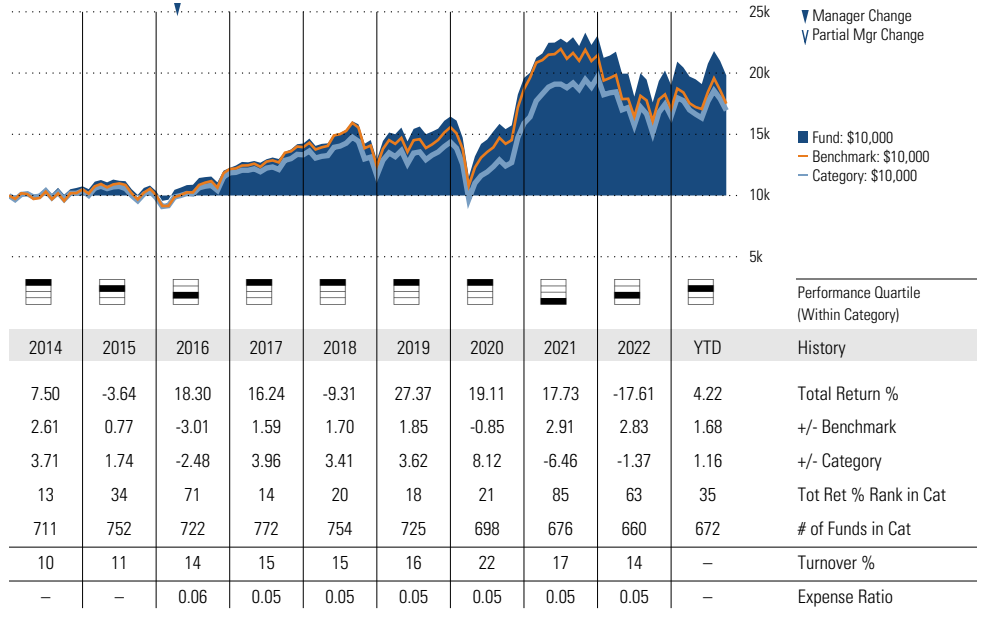
## Morningstar Investment Management LLC Analysis

This fund passes all of Morningstar Investment Management's quantitative screens. Morningstar Investment Management has also assessed the fund from a qualitative perspective and, as a fiduciary, is comfortable recommending the fund's use in retirement plans.

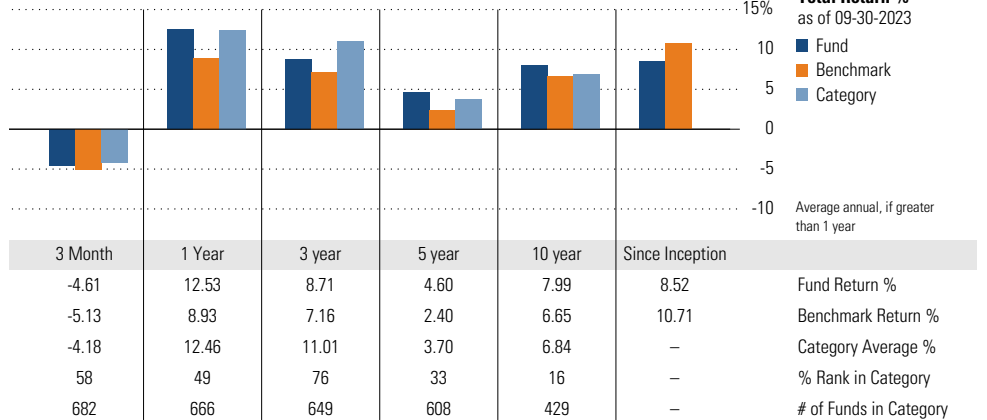
## ESG Metrics

Metric	Rating	Updated
Sustainability Rating	4	08-31-2023
Carbon Risk Score	Medium Risk	12-31-2022
ESG Commitment	1-Low	02-15-2022

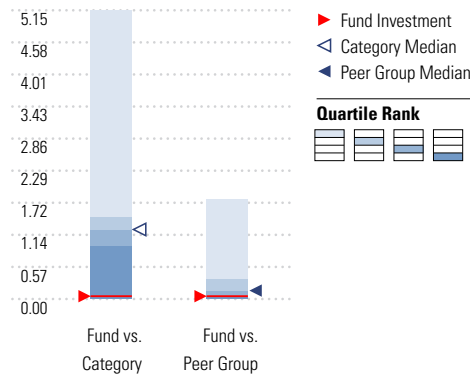
## Growth of \$10,000



## Trailing Performance



## Net Expense



Peer group is a subset of the category and includes funds with the same management style (active vs. passive) and similar share class characteristics.

## 3-Year Risk Metrics

Metric	Fund	Bmark	Cat
Alpha	1.89	-	3.68
Beta	0.92	-	0.92
R-Squared	97.05	-	92.78
Standard Deviation	20.94	22.38	21.26
Sharpe Ratio	0.40	0.32	0.48
Tracking Error	4.00	-	5.68
Information Ratio	0.39	-	0.30
Up Capture Ratio	98.05	-	100.50
Down Capture Ratio	92.37	-	89.20

## Portfolio Metrics

Metric	Fund	Bmark	Cat
Price/Earnings Ratio	14.30	12.55	13.50
Price/Book Ratio	2.17	1.83	2.36
Geom Avg Mkt Cap \$B	5.52	2.27	4.82
ROE	12.99	8.59	21.32

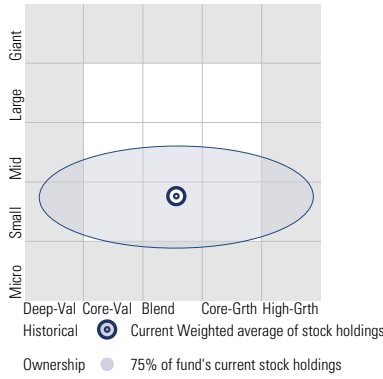
# Vanguard Small Cap Index Adm VSMAX

Morningstar Category  
Small Blend

Morningstar Index  
Russell 2000 TR USD

## Style Analysis as of 09-30-2023

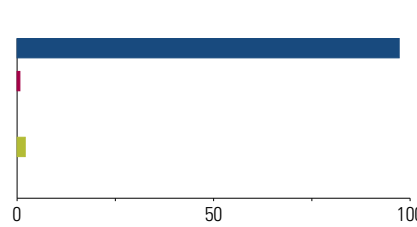
Morningstar Style Box™



## Style Breakdown

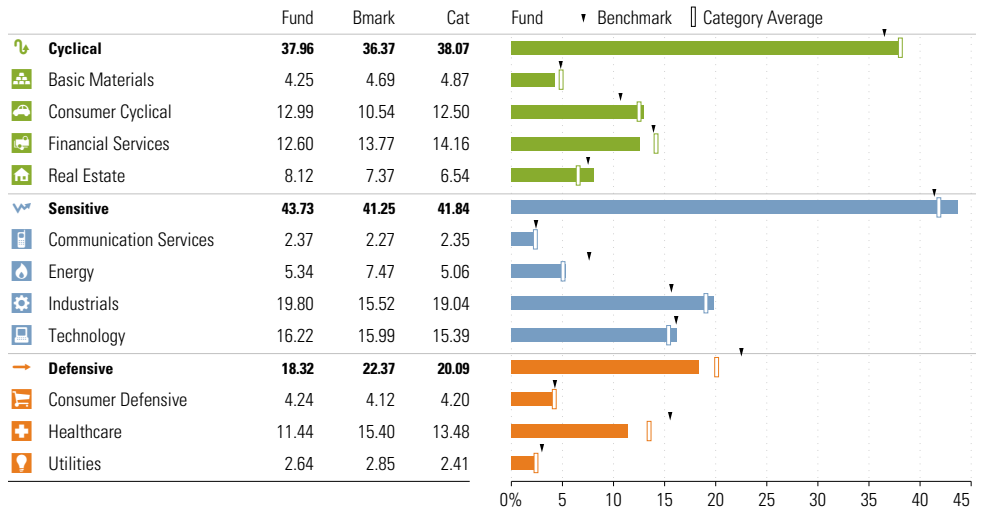


## Asset Allocation as of 09-30-2023



Asset Class	Net %	Cat%
US Stocks	97.22	95.81
Non-US Stocks	0.71	2.24
Bonds	0.00	-0.23
Cash	2.07	1.75
Other	0.00	0.44
<b>Total</b>	<b>100.00</b>	<b>100.00</b>

## Sector Weighting as of 09-30-2023



## Top 15 Holdings as of 09-30-2023

Name	% Net Asset	Cumulative %	YTD Return %	Morningstar Sector
⊖ Slcmt1142	1.48	1.48	-	-
⊕ Mktliq 12/31/2049	0.58	2.07	-	-
⊕ Fair Isaac Corp	0.44	2.51	45.10	Technology
⊕ Targa Resources Corp	0.40	2.91	18.46	Energy
⊕ Builders FirstSource Inc	0.38	3.29	91.88	Industrials
⊕ PTC Inc	0.36	3.65	18.03	Technology
⊕ Bunge Ltd	0.35	4.00	10.42	Consumer Defensive
⊕ IDEX Corp	0.35	4.36	-8.07	Industrials
⊕ Reliance Steel & Aluminum Co	0.34	4.70	31.02	Basic Materials
⊕ Atmos Energy Corp	0.34	5.04	-3.50	Utilities
⊕ Entegris Inc	0.31	5.36	43.63	Technology
⊕ Exact Sciences Corp	0.31	5.67	37.79	Healthcare
⊕ Booz Allen Hamilton Holding Corp Class A	0.31	5.97	5.89	Industrials
⊕ Axon Enterprise Inc	0.31	6.28	19.92	Industrials
⊕ Jabil Inc	0.30	6.58	86.41	Technology

**Total Holdings 1442**

⊕ Increase ⊖ Decrease ✨ New to Portfolio



# Vanguard Target Retirement 2020 Fund VTWNX

**Morningstar Category**  
Target-Date 2020

**Morningstar Index**  
Morningstar Lifetime Mod 2020 TR USD

## Portfolio Manager(s)

Walter Nejman since 02-2013  
Aurélie Denis since 02-2023  
Michael Roach since 02-2023  
Roger Aliaga-Diaz since 02-2023

## Quantitative Screens

✔ **Performance:** The fund has finished in the Target-Date 2020 category's top three quartiles in 10 of the 10 years it's been in existence.

✔ **Management:** The fund's management has been in place for 10.61 years.

✔ **Style:** The fund has landed in its primary style box — Large Blend — 100 % of the time over the past three years.

✔ **Net Expense:** The fund's expense ratio of 0.08 is 86.21% lower than the Target-Date 2020 category average.

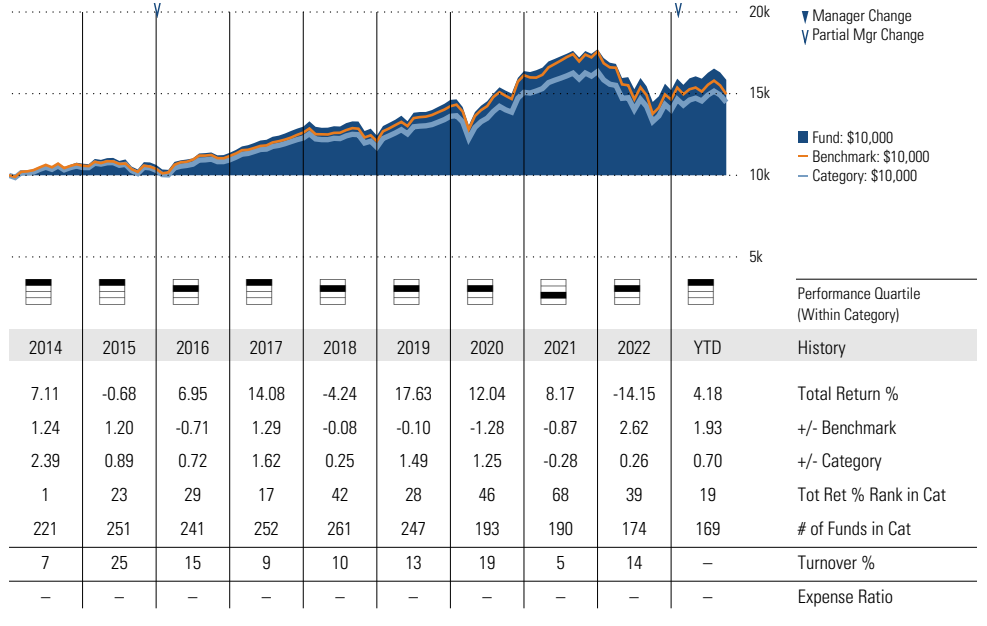
## Morningstar Investment Management LLC Analysis

This fund passes all of Morningstar Investment Management's quantitative screens. Morningstar Investment Management has also assessed the fund from a qualitative perspective and, as a fiduciary, is comfortable recommending the fund's use in retirement plans.

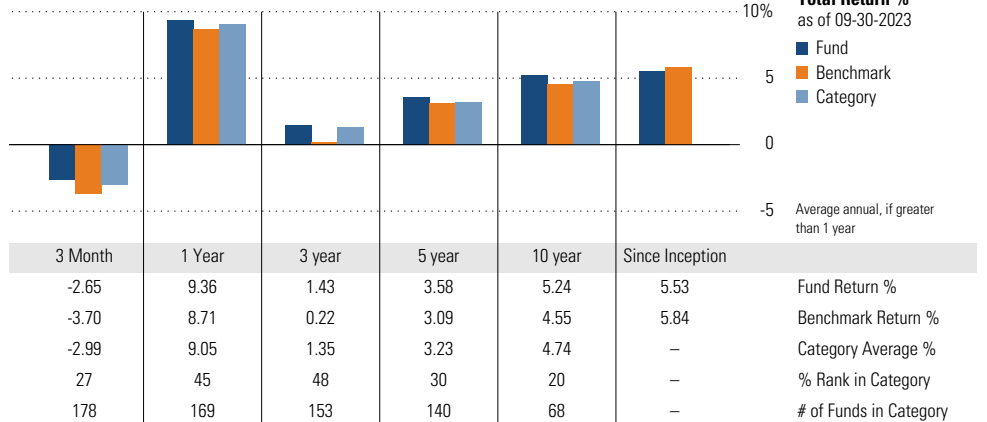
## ESG Metrics

Metric	Rating	Updated
Sustainability Rating	3	08-31-2023
ESG Commitment	1-Low	02-15-2022

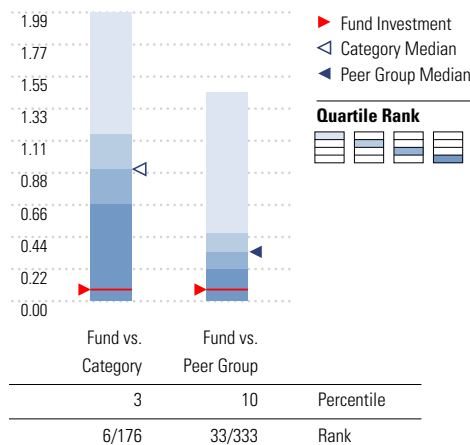
## Growth of \$10,000



## Trailing Performance



## Net Expense



Peer group is a subset of the category and includes funds with the same management style (active vs. passive) and similar share class characteristics.

## 3-Year Risk Metrics

	Fund	Bmark	Cat
Alpha	1.16	-	1.10
Beta	0.87	-	0.88
R-Squared	98.67	-	97.66
Standard Deviation	10.02	11.49	10.24
Sharpe Ratio	-0.01	-0.10	-0.02
Tracking Error	1.92	-	2.17
Information Ratio	0.63	-	0.58
Up Capture Ratio	90.12	-	91.07
Down Capture Ratio	82.63	-	84.06

## Portfolio Metrics

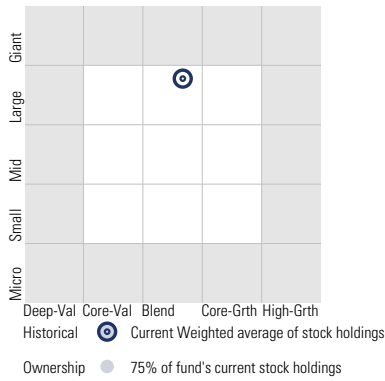
	Fund	Bmark	Cat
Price/Earnings Ratio	17.59	17.60	18.43
Price/Book Ratio	2.47	2.43	2.67
Avg Eff Duration	5.98	-	5.99

# Vanguard Target Retirement 2020 Fund VTWNX

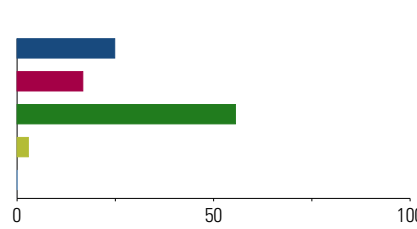
**Morningstar Category**  
Target-Date 2020

**Morningstar Index**  
Morningstar Lifetime Mod 2020 TR USD

**Style Analysis** as of 09-30-2023  
Morningstar Style Box™

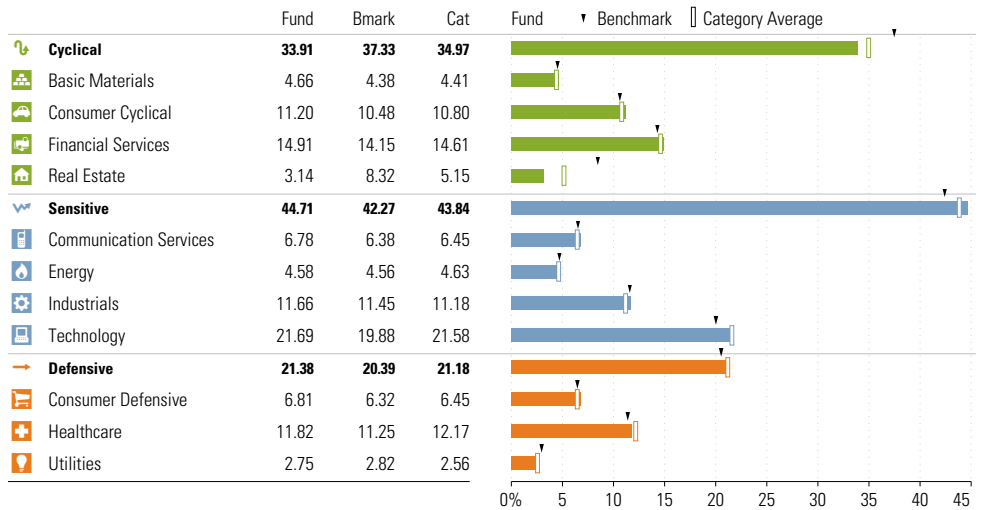


**Asset Allocation** as of 09-30-2023

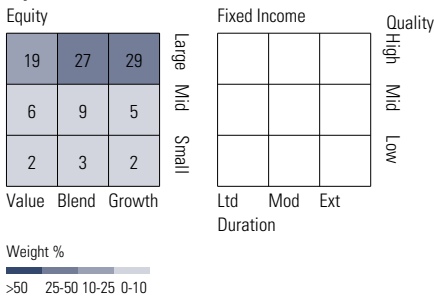


Asset Class	Net %	Cat%
US Stocks	24.84	26.35
Non-US Stocks	16.72	14.08
Bonds	55.55	49.41
Cash	2.86	2.01
Other	0.03	8.15
<b>Total</b>	<b>100.00</b>	<b>100.00</b>

**Sector Weighting** as of 09-30-2023



**Style Breakdown**



**Top 7 Holdings** as of 09-30-2023

Name	Maturity Date	% Net Asset	Cumulative %	YTD Return %	Morningstar Sector
⊕ Vanguard Total Bond Market II Idx Inv	-	31.67	31.67	-	-
⊖ Vanguard Total Stock Mkt Idx Instl Pls	-	25.00	56.68	-	-
⊖ Vanguard Total Intl Stock Index Inv	-	17.18	73.86	-	-
⊕ Vanguard Total Intl Bd II Idx Instl	-	14.20	88.06	-	-
⊕ Vanguard Shrt-Term Infl-Prot Sec Idx Adm	-	11.09	99.15	-	-
⊖ Mktliq 12/31/2049	-	0.87	100.02	-	-
⊖ Us Dollar	-	0.02	100.03	-	-

**Total Holdings 7**

⊕ Increase ⊖ Decrease ✨ New to Portfolio

# Vanguard Target Retirement 2025 Fund VTTVX

**Morningstar Category**  
Target-Date 2025

**Morningstar Index**  
Morningstar Lifetime Mod 2025 TR USD

## Portfolio Manager(s)

Walter Nejman since 02-2013  
Aurélie Denis since 02-2023  
Michael Roach since 02-2023  
Roger Aliaga-Diaz since 02-2023

## Quantitative Screens

✔ **Performance:** The fund has finished in the Target-Date 2025 category's top three quartiles in 10 of the 10 years it's been in existence.

✔ **Management:** The fund's management has been in place for 10.61 years.

✔ **Style:** The fund has landed in its primary style box — Large Blend — 100 % of the time over the past three years.

✔ **Net Expense:** The fund's expense ratio of 0.08 is 86.67% lower than the Target-Date 2025 category average.

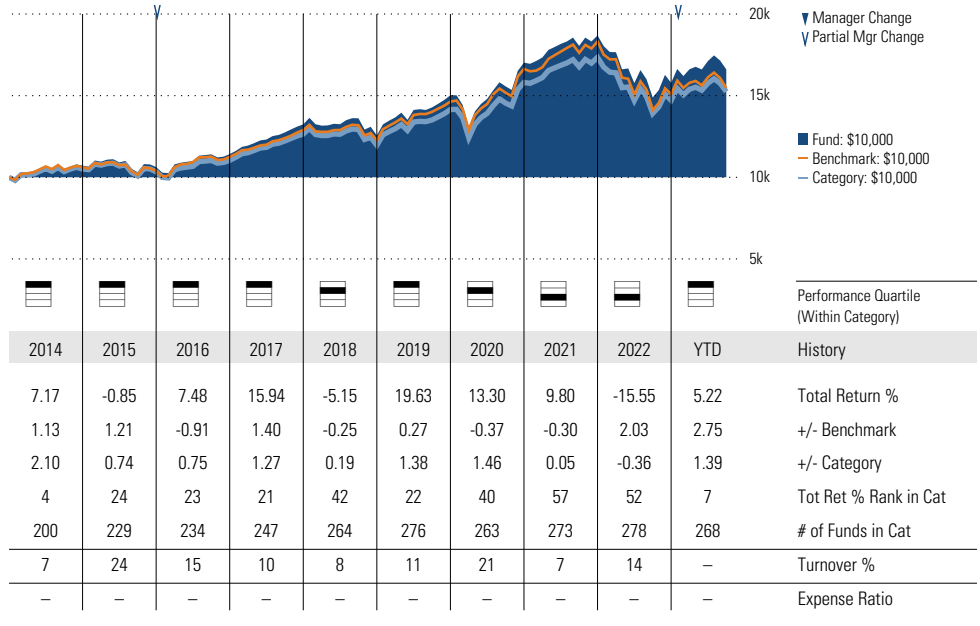
## Morningstar Investment Management LLC Analysis

This fund passes all of Morningstar Investment Management's quantitative screens. Morningstar Investment Management has also assessed the fund from a qualitative perspective and, as a fiduciary, is comfortable recommending the fund's use in retirement plans.

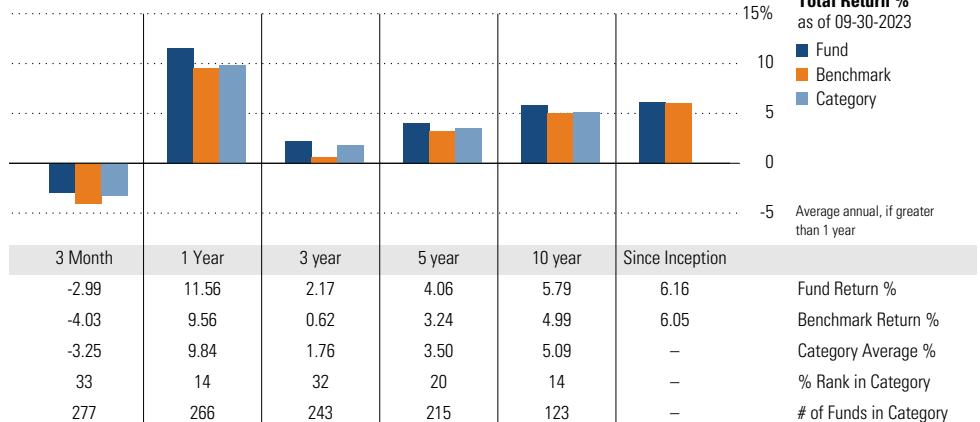
## ESG Metrics

Metric	Rating	Updated
Sustainability Rating	3	08-31-2023
Carbon Risk Score	Low Risk	12-31-2022
ESG Commitment	1-Low	02-15-2022

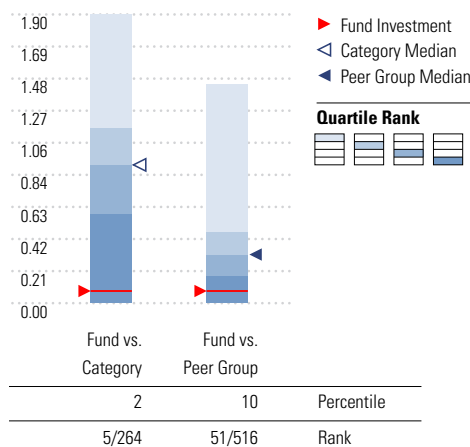
## Growth of \$10,000



## Trailing Performance



## Net Expense



Peer group is a subset of the category and includes funds with the same management style (active vs. passive) and similar share class characteristics.

## 3-Year Risk Metrics

Metric	Fund	Bmark	Cat
Alpha	1.53	-	1.05
Beta	0.93	-	0.87
R-Squared	98.83	-	97.96
Standard Deviation	11.65	12.44	10.95
Sharpe Ratio	0.07	-0.05	0.01
Tracking Error	1.52	-	2.37
Information Ratio	1.02	-	0.56
Up Capture Ratio	98.80	-	91.09
Down Capture Ratio	89.83	-	84.91

## Portfolio Metrics

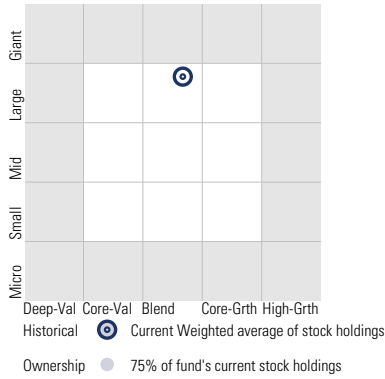
Metric	Fund	Bmark	Cat
Price/Earnings Ratio	17.61	17.42	18.55
Price/Book Ratio	2.47	2.40	2.67
Avg Eff Duration	6.34	-	5.81

# Vanguard Target Retirement 2025 Fund VTTVX

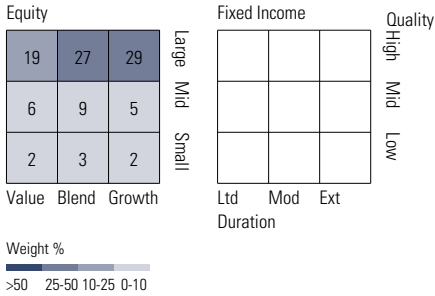
**Morningstar Category**  
Target-Date 2025

**Morningstar Index**  
Morningstar Lifetime Mod 2025 TR USD

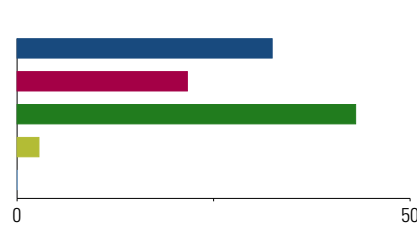
**Style Analysis** as of 09-30-2023  
Morningstar Style Box™



**Style Breakdown**

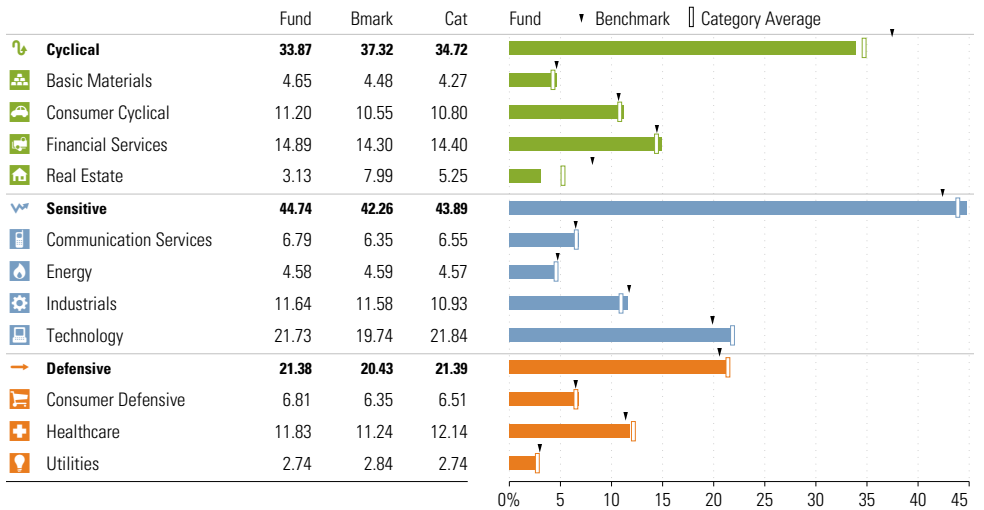


**Asset Allocation** as of 09-30-2023



Asset Class	Net %	Cat%
US Stocks	32.45	29.48
Non-US Stocks	21.66	14.63
Bonds	43.07	42.50
Cash	2.78	2.65
Other	0.04	10.74
<b>Total</b>	<b>100.00</b>	<b>100.00</b>

**Sector Weighting** as of 09-30-2023



**Top 7 Holdings** as of 09-30-2023

Name	Maturity Date	% Net Asset	Cumulative %	YTD Return %	Morningstar Sector
⊖ Vanguard Total Stock Mkt Idx Instl Pls	-	32.66	32.66	-	-
⊕ Vanguard Total Bond Market II Idx Inv	-	27.46	60.13	-	-
⊖ Vanguard Total Intl Stock Index Inv	-	22.26	82.39	-	-
⊕ Vanguard Total Intl Bd II Idx Instl	-	11.98	94.37	-	-
⊕ Vanguard Shrt-Term Infl-Prot Sec Idx Adm	-	4.46	98.83	-	-
⊖ Mktliq 12/31/2049	-	1.17	99.99	-	-
⊕ Us Dollar	-	0.01	100.00	-	-

**Total Holdings 7**

⊕ Increase ⊖ Decrease ✨ New to Portfolio

# Vanguard Target Retirement 2030 Fund VTHRX

**Morningstar Category**  
Target-Date 2030

**Morningstar Index**  
Morningstar Lifetime Mod 2030 TR USD

## Portfolio Manager(s)

Walter Nejman since 02-2013  
Aurélie Denis since 02-2023  
Michael Roach since 02-2023  
Roger Aliaga-Diaz since 02-2023

## Quantitative Screens

✔ **Performance:** The fund has finished in the Target-Date 2030 category's top three quartiles in 10 of the 10 years it's been in existence.

✔ **Management:** The fund's management has been in place for 10.61 years.

✔ **Style:** The fund has landed in its primary style box — Large Blend — 100 % of the time over the past three years.

✔ **Net Expense:** The fund's expense ratio of 0.08 is 87.3% lower than the Target-Date 2030 category average.

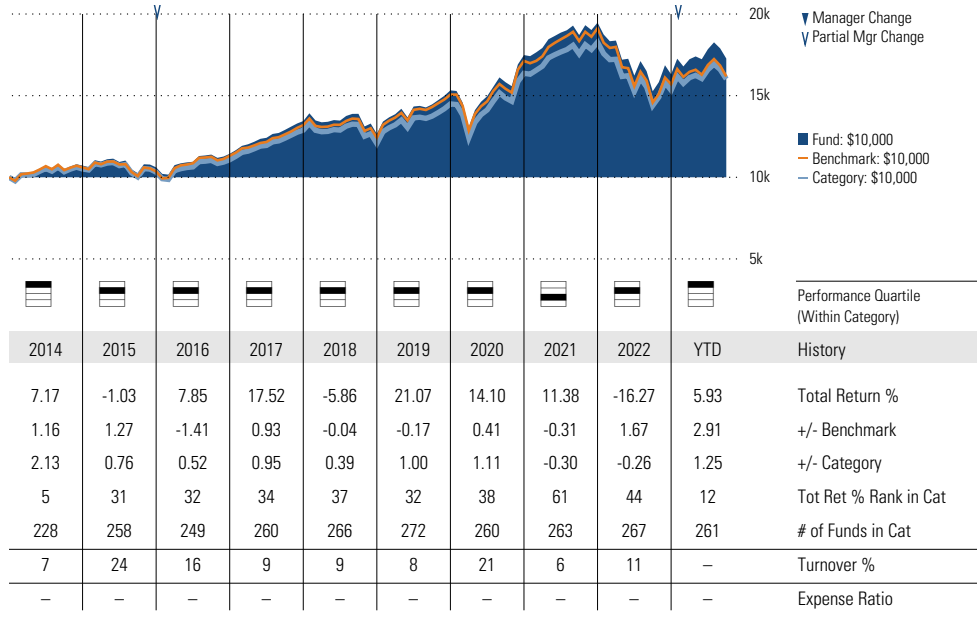
## Morningstar Investment Management LLC Analysis

This fund passes all of Morningstar Investment Management's quantitative screens. Morningstar Investment Management has also assessed the fund from a qualitative perspective and, as a fiduciary, is comfortable recommending the fund's use in retirement plans.

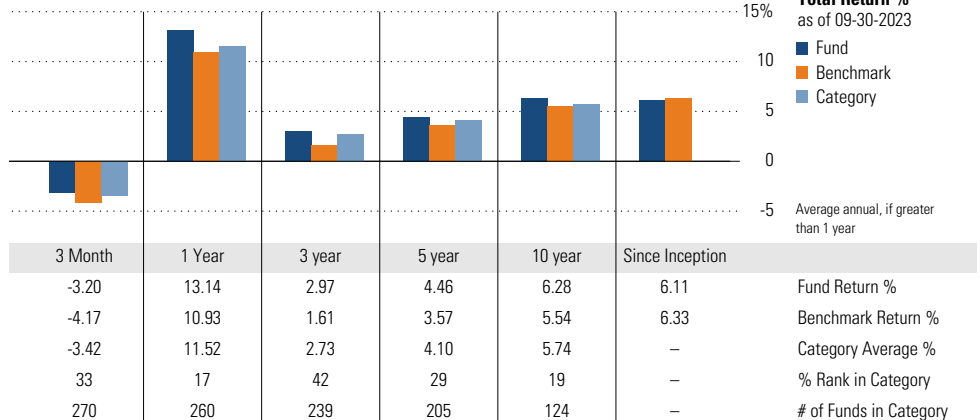
## ESG Metrics

Metric	Rating	Updated
Sustainability Rating	3	08-31-2023
Carbon Risk Score	Low Risk	12-31-2022
ESG Commitment	1-Low	02-15-2022

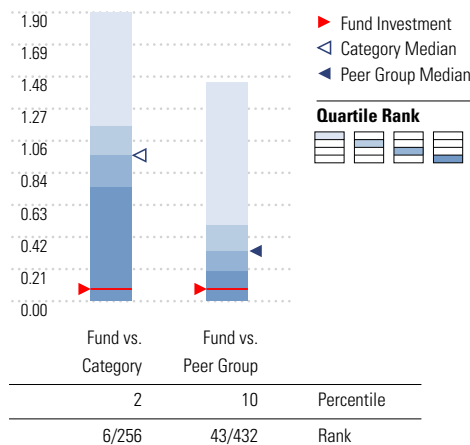
## Growth of \$10,000



## Trailing Performance



## Net Expense



Peer group is a subset of the category and includes funds with the same management style (active vs. passive) and similar share class characteristics.

## 3-Year Risk Metrics

	Fund	Bmark	Cat
Alpha	1.39	-	1.18
Beta	0.94	-	0.91
R-Squared	99.00	-	98.28
Standard Deviation	12.77	13.50	12.37
Sharpe Ratio	0.13	0.03	0.11
Tracking Error	1.51	-	2.14
Information Ratio	0.91	-	0.62
Up Capture Ratio	98.80	-	95.10
Down Capture Ratio	91.39	-	88.80

## Portfolio Metrics

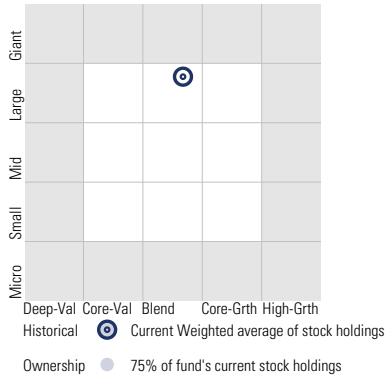
	Fund	Bmark	Cat
Price/Earnings Ratio	17.68	17.24	18.53
Price/Book Ratio	2.49	2.37	2.75
Avg Eff Duration	6.73	-	5.85

# Vanguard Target Retirement 2030 Fund VTHRX

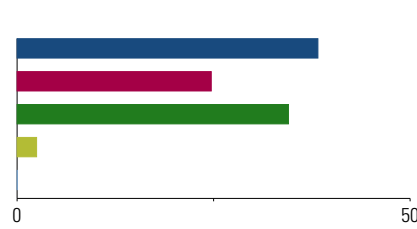
**Morningstar Category**  
Target-Date 2030

**Morningstar Index**  
Morningstar Lifetime Mod 2030 TR USD

**Style Analysis** as of 09-30-2023  
Morningstar Style Box™

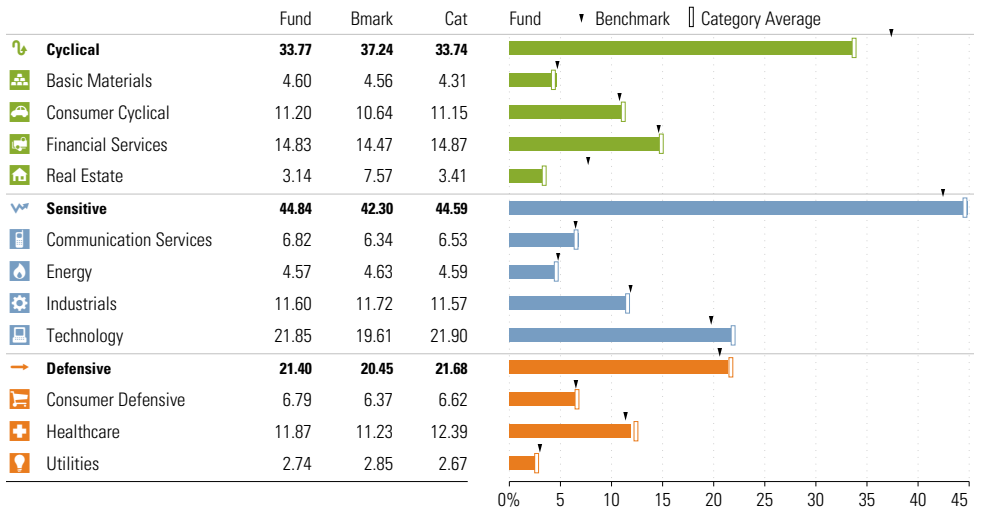


**Asset Allocation** as of 09-30-2023



Asset Class	Net %	Cat%
US Stocks	38.27	35.41
Non-US Stocks	24.70	18.47
Bonds	34.52	33.26
Cash	2.48	1.01
Other	0.03	11.85
<b>Total</b>	<b>100.00</b>	<b>100.00</b>

**Sector Weighting** as of 09-30-2023



**Style Breakdown**



**Top 6 Holdings** as of 09-30-2023

Name	Maturity Date	% Net Asset	Cumulative %	YTD Return %	Morningstar Sector
⊖ Vanguard Total Stock Mkt Idx Instl Pls	-	38.53	38.53	-	-
⊖ Vanguard Total Intl Stock Index Inv	-	25.37	63.90	-	-
⊕ Vanguard Total Bond Market II Idx Inv	-	24.41	88.31	-	-
⊕ Vanguard Total Intl Bd II Idx Instl	-	10.56	98.87	-	-
⊖ Mktliq 12/31/2049	-	1.11	99.98	-	-
⊕ Us Dollar	-	0.02	100.00	-	-

**Total Holdings 6**

⊕ Increase ⊖ Decrease ✨ New to Portfolio

# Vanguard Target Retirement 2035 Fund VTTX

**Morningstar Category**  
Target-Date 2035

**Morningstar Index**  
Morningstar Lifetime Mod 2035 TR USD

## Portfolio Manager(s)

Walter Nejman since 02-2013  
Aur lie Denis since 02-2023  
Michael Roach since 02-2023  
Roger Aliaga-Diaz since 02-2023

## Quantitative Screens

✔ **Performance:** The fund has finished in the Target-Date 2035 category's top three quartiles in 9 of the 10 years it's been in existence.

✔ **Management:** The fund's management has been in place for 10.61 years.

✔ **Style:** The fund has landed in its primary style box — Large Blend — 100 % of the time over the past three years.

✔ **Net Expense:** The fund's expense ratio of 0.08 is 87.1% lower than the Target-Date 2035 category average.

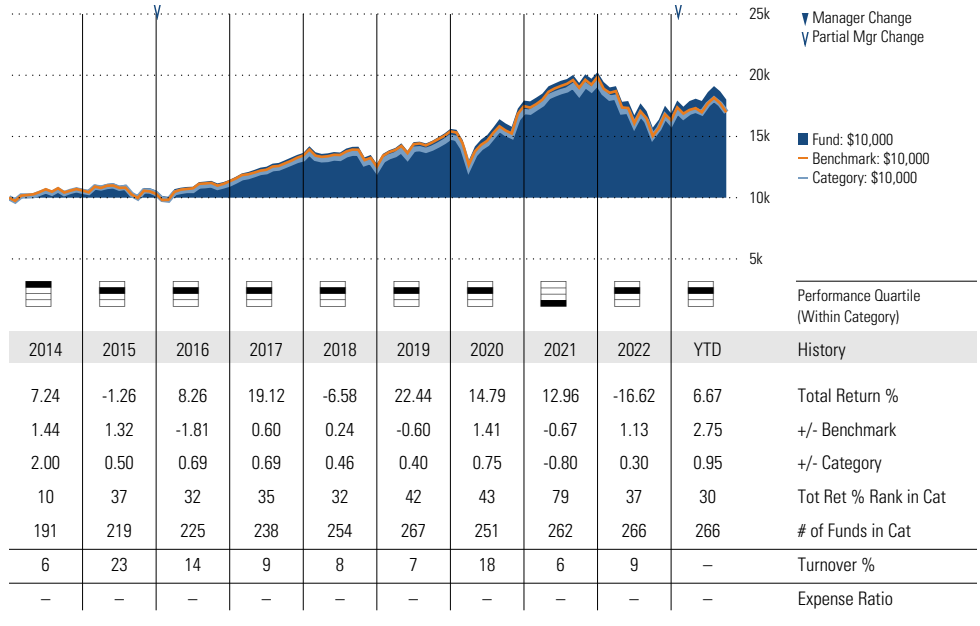
## Morningstar Investment Management LLC Analysis

This fund passes all of Morningstar Investment Management's quantitative screens. Morningstar Investment Management has also assessed the fund from a qualitative perspective and, as a fiduciary, is comfortable recommending the fund's use in retirement plans.

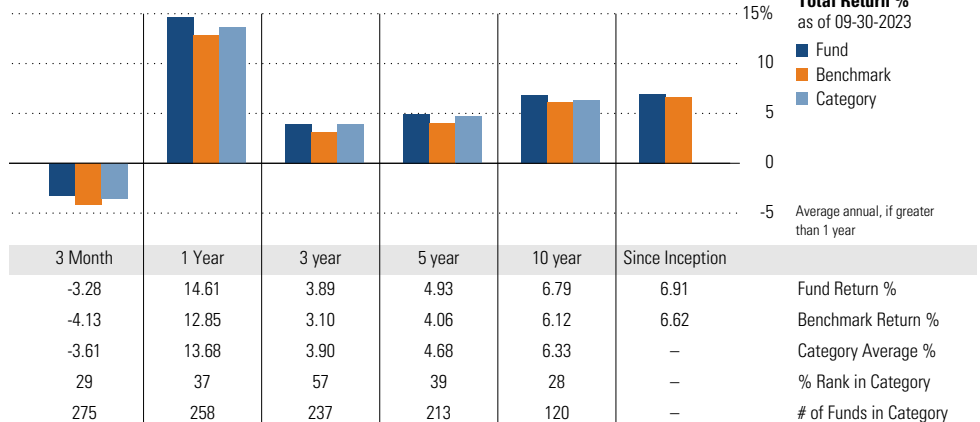
## ESG Metrics

Metric	Rating	Updated
Sustainability Rating	3	08-31-2023
Carbon Risk Score	Low Risk	12-31-2022
ESG Commitment	1-Low	02-15-2022

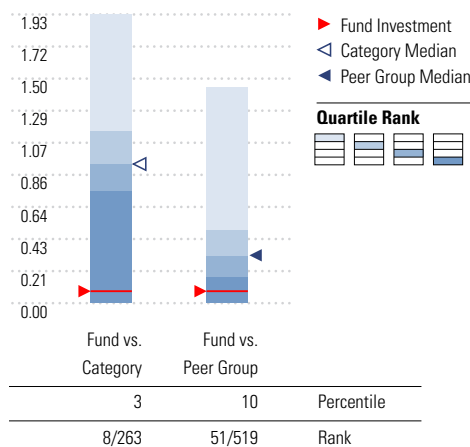
## Growth of \$10,000



## Trailing Performance



## Net Expense



Peer group is a subset of the category and includes funds with the same management style (active vs. passive) and similar share class characteristics.

## 3-Year Risk Metrics

Metric	Fund	Bmark	Cat
Alpha	0.91	-	0.97
Beta	0.93	-	0.94
R-Squared	99.07	-	98.48
Standard Deviation	13.72	14.62	13.83
Sharpe Ratio	0.20	0.14	0.20
Tracking Error	1.63	-	2.06
Information Ratio	0.48	-	0.51
Up Capture Ratio	96.61	-	97.43
Down Capture Ratio	92.20	-	92.79

## Portfolio Metrics

Metric	Fund	Bmark	Cat
Price/Earnings Ratio	17.70	17.07	18.50
Price/Book Ratio	2.50	2.34	2.71
Avg Eff Duration	6.73	-	6.11

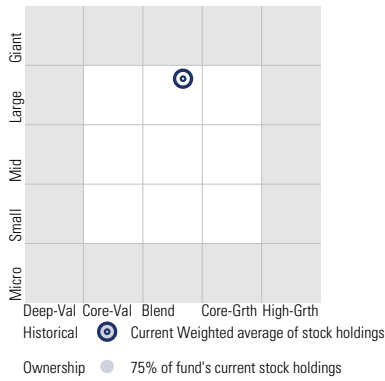
# Vanguard Target Retirement 2035 Fund VTTHX

**Morningstar Category**  
Target-Date 2035

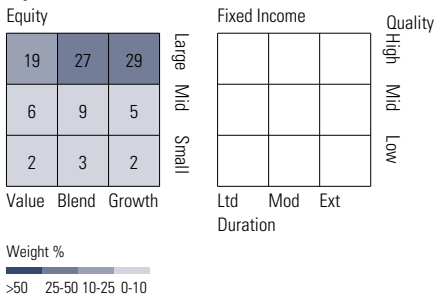
**Morningstar Index**  
Morningstar Lifetime Mod 2035 TR USD

## Style Analysis as of 09-30-2023

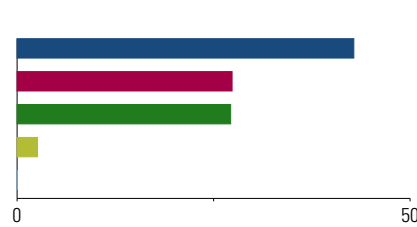
Morningstar Style Box™



## Style Breakdown

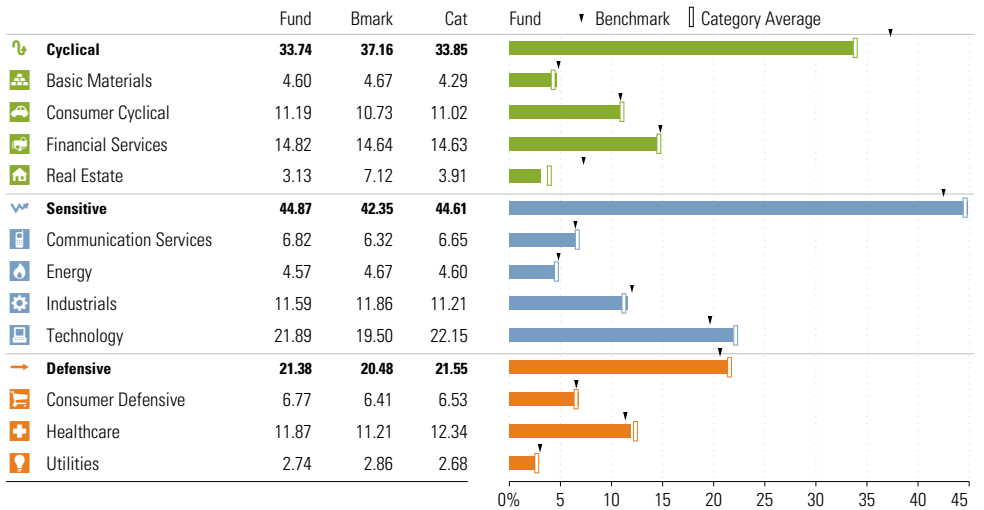


## Asset Allocation as of 09-30-2023



Asset Class	Net %	Cat%
US Stocks	42.84	42.75
Non-US Stocks	27.35	21.09
Bonds	27.17	22.52
Cash	2.60	1.63
Other	0.03	12.02
<b>Total</b>	<b>100.00</b>	<b>100.00</b>

## Sector Weighting as of 09-30-2023



## Top 6 Holdings as of 09-30-2023

Name	Maturity Date	% Net Asset	Cumulative %	YTD Return %	Morningstar Sector
⊖ Vanguard Total Stock Mkt Idx Instl Pls	-	43.13	43.13	-	-
⊖ Vanguard Total Intl Stock Index Inv	-	28.10	71.22	-	-
⊕ Vanguard Total Bond Market II Idx Inv	-	19.21	90.43	-	-
⊕ Vanguard Total Intl Bd II Idx Instl	-	8.31	98.74	-	-
⊕ Mktliq 12/31/2049	-	1.24	99.98	-	-
⊕ Us Dollar	-	0.02	100.00	-	-

## Total Holdings 6

⊕ Increase ⊖ Decrease ✨ New to Portfolio



# Vanguard Target Retirement 2040 Fund VFORX

**Morningstar Category**  
Target-Date 2040

**Morningstar Index**  
Morningstar Lifetime Mod 2040 TR USD

## Portfolio Manager(s)

Walter Nejman since 02-2013  
Aurélie Denis since 02-2023  
Michael Roach since 02-2023  
Roger Aliaga-Diaz since 02-2023

## Quantitative Screens

✔ **Performance:** The fund has finished in the Target-Date 2040 category's top three quartiles in 9 of the 10 years it's been in existence.

✔ **Management:** The fund's management has been in place for 10.61 years.

✔ **Style:** The fund has landed in its primary style box — Large Blend — 100 % of the time over the past three years.

✔ **Net Expense:** The fund's expense ratio of 0.08 is 87.88% lower than the Target-Date 2040 category average.

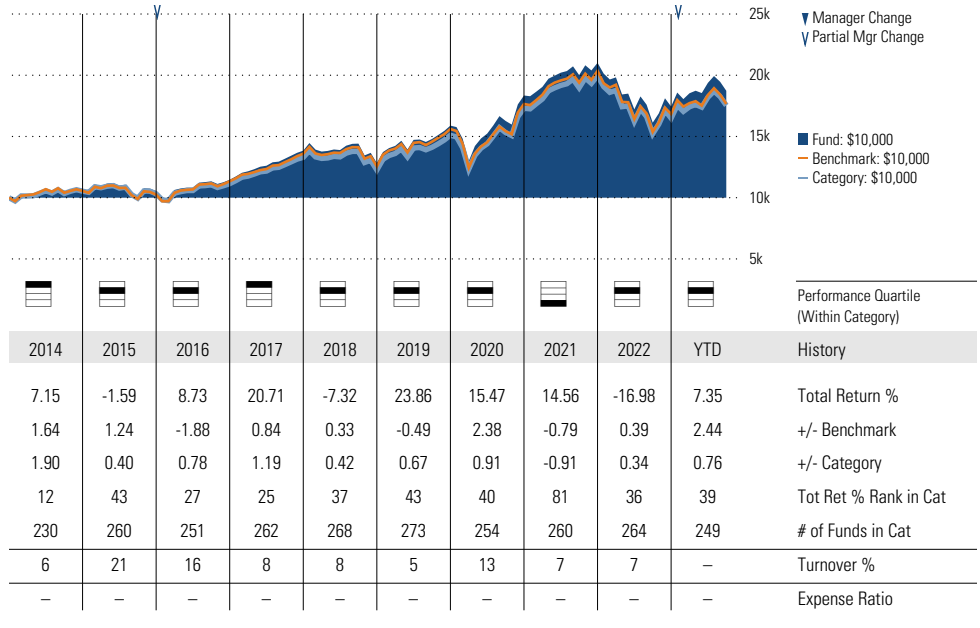
## Morningstar Investment Management LLC Analysis

This fund passes all of Morningstar Investment Management's quantitative screens. Morningstar Investment Management has also assessed the fund from a qualitative perspective and, as a fiduciary, is comfortable recommending the fund's use in retirement plans.

## ESG Metrics

Metric	Rating	Updated
Sustainability Rating	3	08-31-2023
Carbon Risk Score	Low Risk	12-31-2022
ESG Commitment	1-Low	02-15-2022

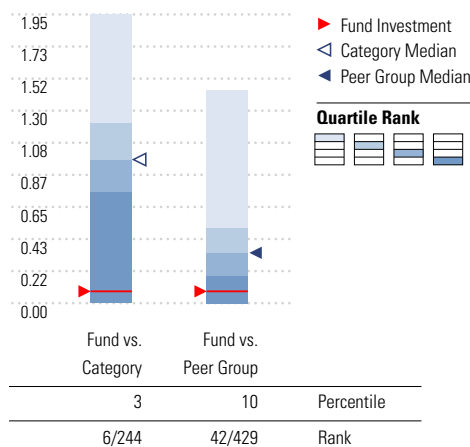
## Growth of \$10,000



## Trailing Performance



## Net Expense



Peer group is a subset of the category and includes funds with the same management style (active vs. passive) and similar share class characteristics.

## 3-Year Risk Metrics

	Fund	Bmark	Cat
Alpha	0.44	-	0.45
Beta	0.94	-	0.95
R-Squared	99.00	-	98.40
Standard Deviation	14.68	15.62	14.97
Sharpe Ratio	0.25	0.23	0.25
Tracking Error	1.79	-	2.19
Information Ratio	0.12	-	0.20
Up Capture Ratio	95.53	-	97.38
Down Capture Ratio	93.64	-	95.57

## Portfolio Metrics

	Fund	Bmark	Cat
Price/Earnings Ratio	17.75	16.90	18.51
Price/Book Ratio	2.51	2.31	2.74
Avg Eff Duration	6.72	-	6.11

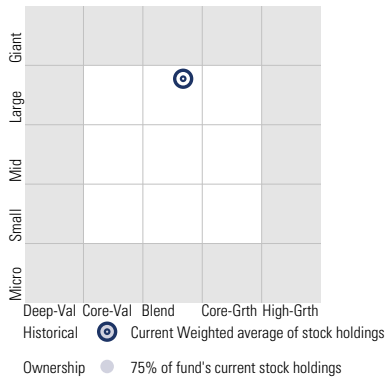
# Vanguard Target Retirement 2040 Fund VFORX

**Morningstar Category**  
Target-Date 2040

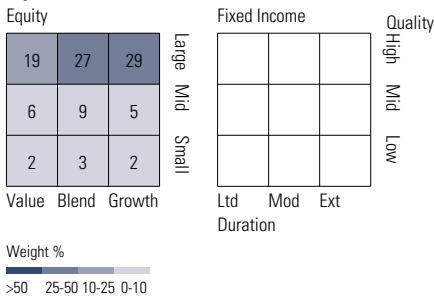
**Morningstar Index**  
Morningstar Lifetime Mod 2040 TR USD

## Style Analysis as of 09-30-2023

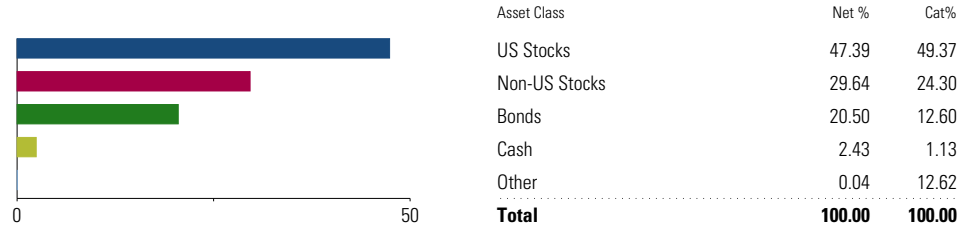
Morningstar Style Box™



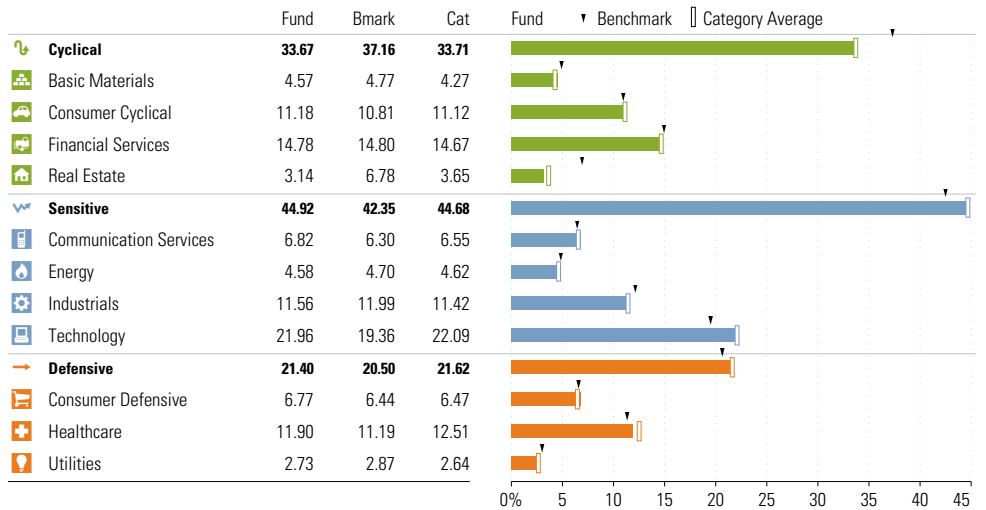
## Style Breakdown



## Asset Allocation as of 09-30-2023



## Sector Weighting as of 09-30-2023



## Top 6 Holdings as of 09-30-2023

Name	Maturity Date	% Net Asset	Cumulative %	YTD Return %	Morningstar Sector
⊖ Vanguard Total Stock Mkt Idx Instl Pls	-	47.71	47.71	-	-
⊖ Vanguard Total Intl Stock Index Inv	-	30.44	78.16	-	-
⊕ Vanguard Total Bond Market II Idx Inv	-	14.69	92.85	-	-
⊕ Vanguard Total Intl Bd II Idx Instl	-	6.07	98.92	-	-
⊖ Mktliq 12/31/2049	-	1.07	99.99	-	-
⊕ Us Dollar	-	0.01	100.00	-	-

## Total Holdings 6

⊕ Increase ⊖ Decrease ✨ New to Portfolio

# Vanguard Target Retirement 2045 Fund VTIVX

**Morningstar Category**  
Target-Date 2045

**Morningstar Index**  
Morningstar Lifetime Mod 2045 TR USD

## Portfolio Manager(s)

Walter Nejman since 02-2013  
Aurélie Denis since 02-2023  
Michael Roach since 02-2023  
Roger Aliaga-Diaz since 02-2023

## Quantitative Screens

✔ **Performance:** The fund has finished in the Target-Date 2045 category's top three quartiles in 10 of the 10 years it's been in existence.

✔ **Management:** The fund's management has been in place for 10.61 years.

✔ **Style:** The fund has landed in its primary style box — Large Blend — 100 % of the time over the past three years.

✔ **Net Expense:** The fund's expense ratio of 0.08 is 87.5% lower than the Target-Date 2045 category average.

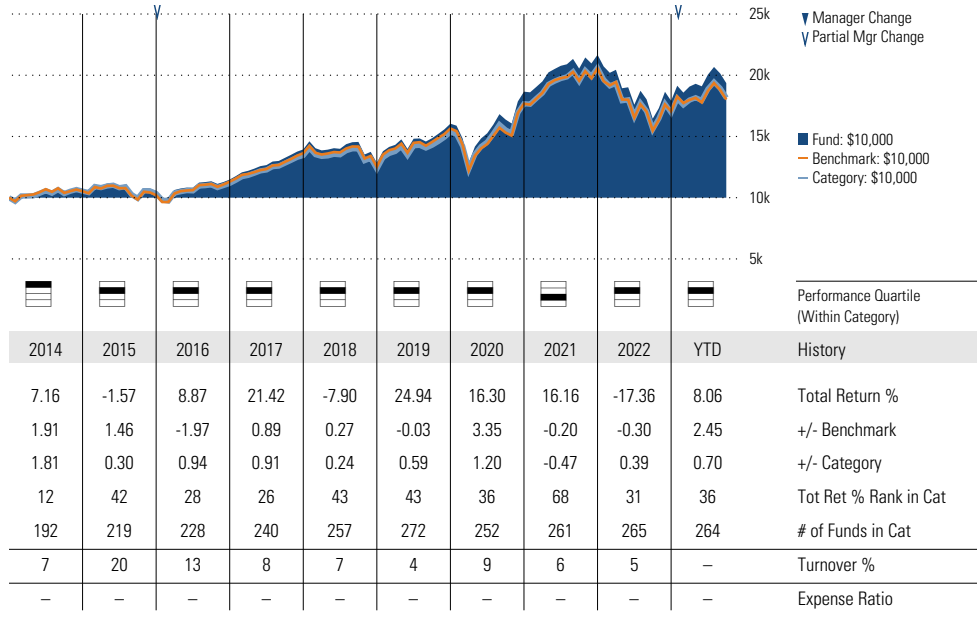
## Morningstar Investment Management LLC Analysis

This fund passes all of Morningstar Investment Management's quantitative screens. Morningstar Investment Management has also assessed the fund from a qualitative perspective and, as a fiduciary, is comfortable recommending the fund's use in retirement plans.

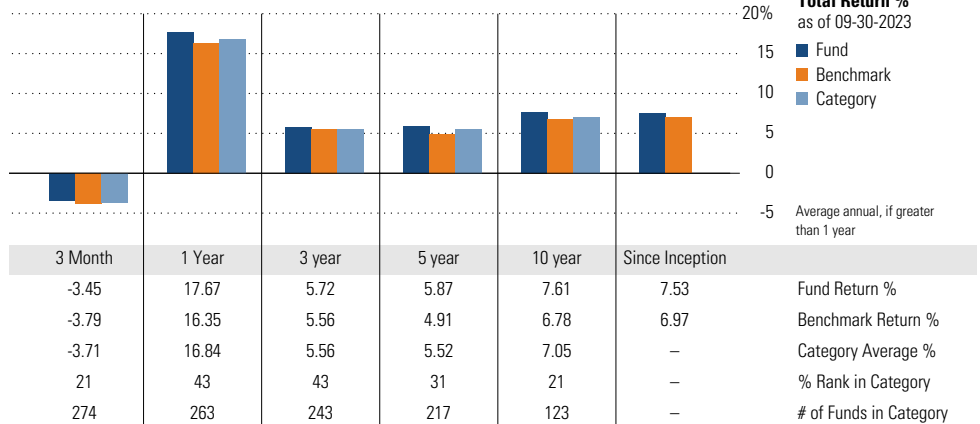
## ESG Metrics

Metric	Rating	Updated
Sustainability Rating	3	08-31-2023
Carbon Risk Score	Low Risk	12-31-2022
ESG Commitment	1-Low	02-15-2022

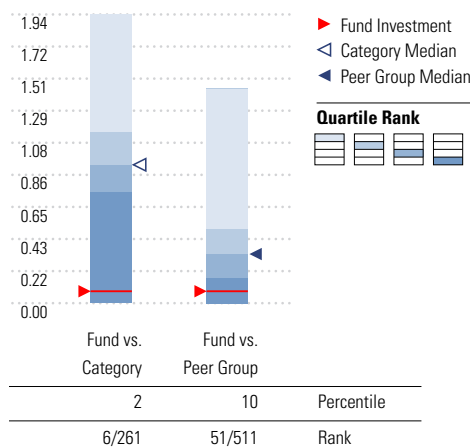
## Growth of \$10,000



## Trailing Performance



## Net Expense



Peer group is a subset of the category and includes funds with the same management style (active vs. passive) and similar share class characteristics.

## 3-Year Risk Metrics

	Fund	Bmark	Cat
Alpha	0.35	-	0.10
Beta	0.96	-	0.96
R-Squared	98.96	-	98.38
Standard Deviation	15.68	16.29	15.81
Sharpe Ratio	0.30	0.29	0.28
Tracking Error	1.75	-	2.19
Information Ratio	0.09	-	0.01
Up Capture Ratio	97.80	-	98.04
Down Capture Ratio	96.56	-	97.98

## Portfolio Metrics

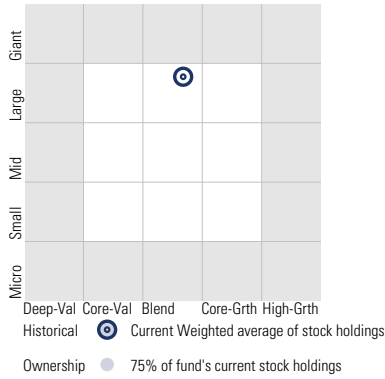
	Fund	Bmark	Cat
Price/Earnings Ratio	17.75	16.76	18.33
Price/Book Ratio	2.51	2.28	2.67
Avg Eff Duration	6.72	-	6.74

# Vanguard Target Retirement 2045 Fund VTIVX

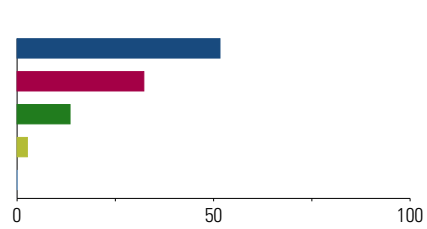
**Morningstar Category**  
Target-Date 2045

**Morningstar Index**  
Morningstar Lifetime Mod 2045 TR USD

**Style Analysis** as of 09-30-2023  
Morningstar Style Box™

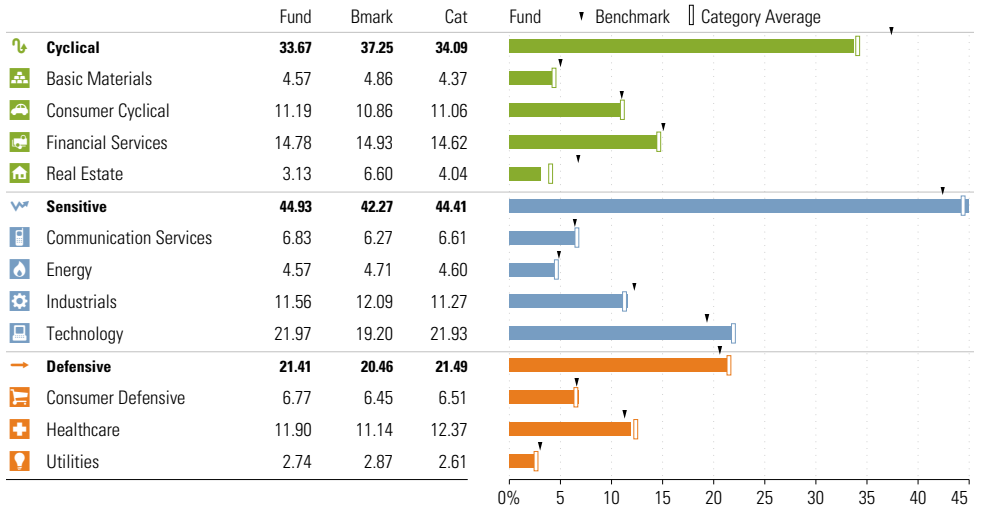


**Asset Allocation** as of 09-30-2023

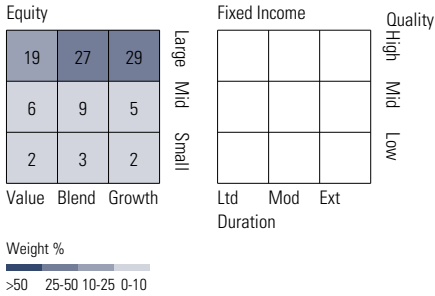


Asset Class	Net %	Cat%
US Stocks	51.62	52.76
Non-US Stocks	32.25	27.21
Bonds	13.47	7.95
Cash	2.61	1.22
Other	0.05	10.87
<b>Total</b>	<b>100.00</b>	<b>100.00</b>

**Sector Weighting** as of 09-30-2023



**Style Breakdown**



**Top 6 Holdings** as of 09-30-2023

Name	Maturity Date	% Net Asset	Cumulative %	YTD Return %	Morningstar Sector
⊖ Vanguard Total Stock Mkt Idx Instl Pls	-	51.98	51.98	-	-
⊖ Vanguard Total Intl Stock Index Inv	-	33.12	85.10	-	-
⊕ Vanguard Total Bond Market II Idx Inv	-	9.77	94.87	-	-
⊕ Vanguard Total Intl Bd II Idx Instl	-	3.88	98.75	-	-
⊖ Mktliq 12/31/2049	-	1.24	99.99	-	-
⊕ Us Dollar	-	0.01	100.00	-	-

**Total Holdings 6**

⊕ Increase ⊖ Decrease ✨ New to Portfolio

# Vanguard Target Retirement 2050 Fund VFIFF

**Morningstar Category**  
Target-Date 2050

**Morningstar Index**  
Morningstar Lifetime Mod 2050 TR USD

## Portfolio Manager(s)

Walter Nejman since 02-2013  
Aurélien Denis since 02-2023  
Michael Roach since 02-2023  
Roger Aliaga-Diaz since 02-2023

## Quantitative Screens

✔ **Performance:** The fund has finished in the Target-Date 2050 category's top three quartiles in 10 of the 10 years it's been in existence.

✔ **Management:** The fund's management has been in place for 10.61 years.

✔ **Style:** The fund has landed in its primary style box — Large Blend — 100 % of the time over the past three years.

✔ **Net Expense:** The fund's expense ratio of 0.08 is 87.88% lower than the Target-Date 2050 category average.

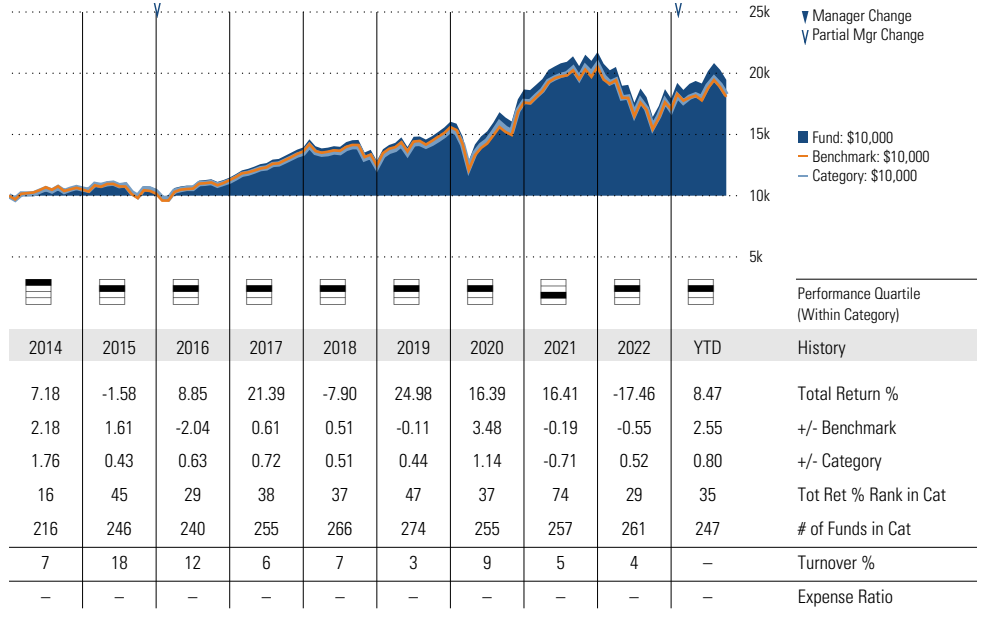
## Morningstar Investment Management LLC Analysis

This fund passes all of Morningstar Investment Management's quantitative screens. Morningstar Investment Management has also assessed the fund from a qualitative perspective and, as a fiduciary, is comfortable recommending the fund's use in retirement plans.

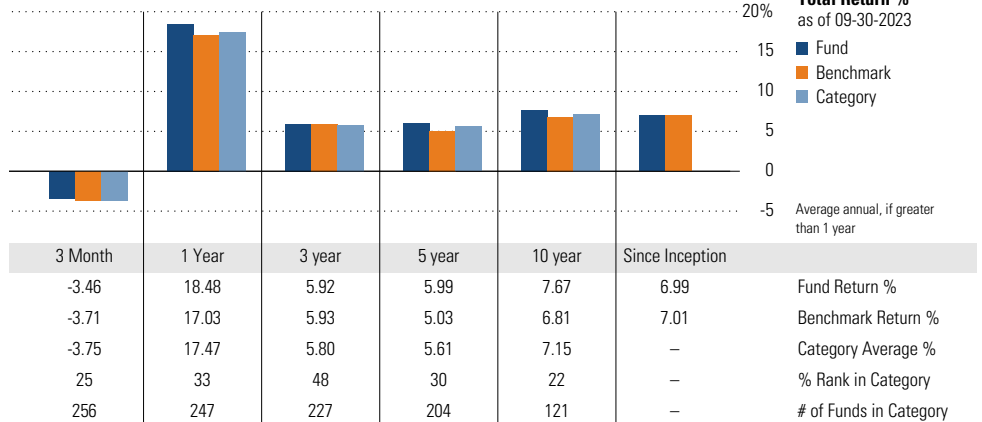
## ESG Metrics

Metric	Rating	Updated
Sustainability Rating	3	08-31-2023
Carbon Risk Score	Low Risk	12-31-2022
ESG Commitment	1-Low	02-15-2022

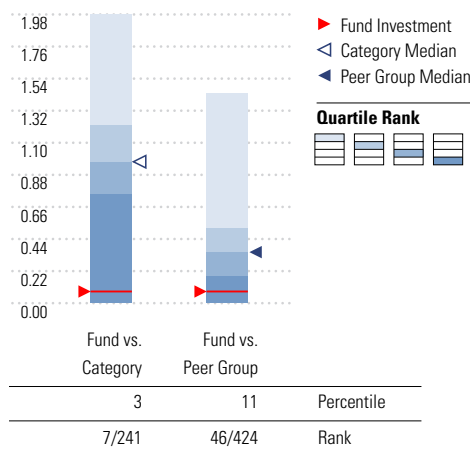
## Growth of \$10,000



## Trailing Performance



## Net Expense



Peer group is a subset of the category and includes funds with the same management style (active vs. passive) and similar share class characteristics.

## 3-Year Risk Metrics

	Fund	Bmark	Cat
Alpha	0.19	-	-0.06
Beta	0.96	-	0.97
R-Squared	98.83	-	98.24
Standard Deviation	15.99	16.58	16.20
Sharpe Ratio	0.31	0.31	0.29
Tracking Error	1.86	-	2.24
Information Ratio	-0.01	-	-0.09
Up Capture Ratio	97.94	-	98.54
Down Capture Ratio	97.51	-	99.27

## Portfolio Metrics

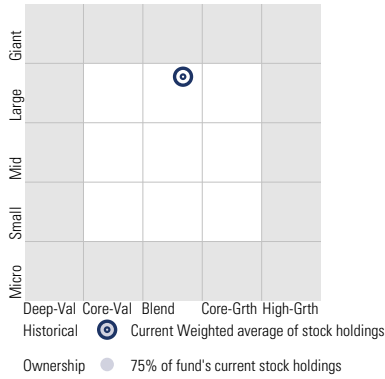
	Fund	Bmark	Cat
Price/Earnings Ratio	17.70	16.63	18.33
Price/Book Ratio	2.49	2.25	2.67
Avg Eff Duration	6.71	-	6.59

# Vanguard Target Retirement 2050 Fund VFIFX

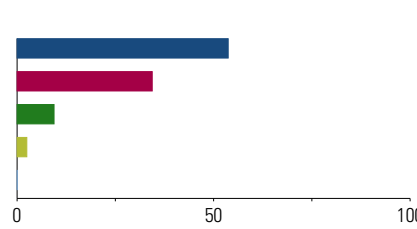
**Morningstar Category**  
Target-Date 2050

**Morningstar Index**  
Morningstar Lifetime Mod 2050 TR USD

**Style Analysis** as of 09-30-2023  
Morningstar Style Box™

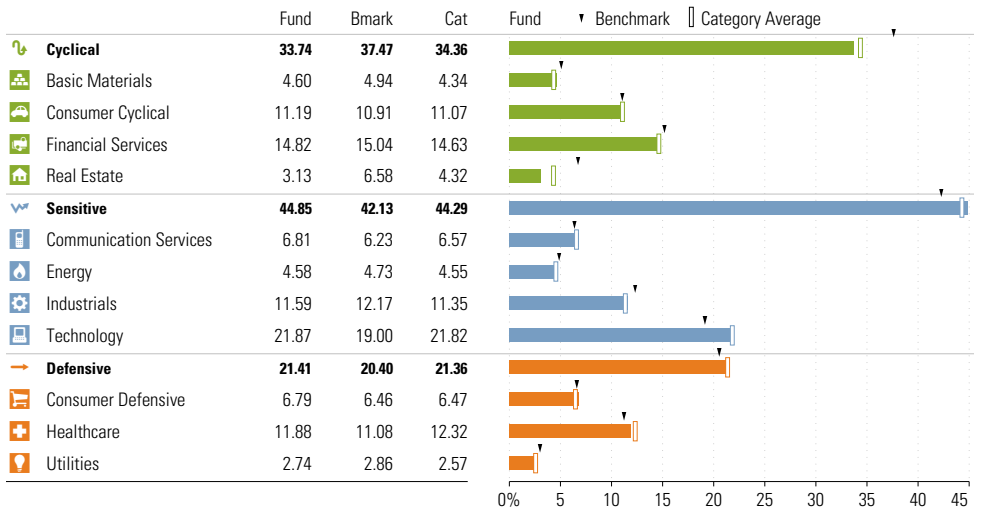


**Asset Allocation** as of 09-30-2023



Asset Class	Net %	Cat%
US Stocks	53.71	55.24
Non-US Stocks	34.38	28.24
Bonds	9.40	5.60
Cash	2.47	1.16
Other	0.05	9.76
<b>Total</b>	<b>100.00</b>	<b>100.00</b>

**Sector Weighting** as of 09-30-2023



**Style Breakdown**



**Top 6 Holdings** as of 09-30-2023

Name	Maturity Date	% Net Asset	Cumulative %	YTD Return %	Morningstar Sector
⊖ Vanguard Total Stock Mkt Idx Instl Pls	-	54.07	54.07	-	-
⊕ Vanguard Total Intl Stock Index Inv	-	35.31	89.38	-	-
⊕ Vanguard Total Bond Market II Idx Inv	-	6.88	96.26	-	-
⊕ Vanguard Total Intl Bd II Idx Instl	-	2.64	98.90	-	-
⊕ Mktliq 12/31/2049	-	1.08	99.99	-	-
⊕ Us Dollar	-	0.01	100.00	-	-

**Total Holdings 6**

⊕ Increase ⊖ Decrease ✨ New to Portfolio

# Vanguard Target Retirement 2055 Fund VFFVX

**Morningstar Category**  
Target-Date 2055

**Morningstar Index**  
Morningstar Lifetime Mod 2055 TR USD

## Portfolio Manager(s)

Walter Nejman since 02-2013  
Aurélie Denis since 02-2023  
Michael Roach since 02-2023  
Roger Aliaga-Diaz since 02-2023

## Quantitative Screens

✔ **Performance:** The fund has finished in the Target-Date 2055 category's top three quartiles in 9 of the 10 years it's been in existence.

✔ **Management:** The fund's management has been in place for 10.61 years.

✔ **Style:** The fund has landed in its primary style box — Large Blend — 100 % of the time over the past three years.

✔ **Net Expense:** The fund's expense ratio of 0.08 is 87.5% lower than the Target-Date 2055 category average.

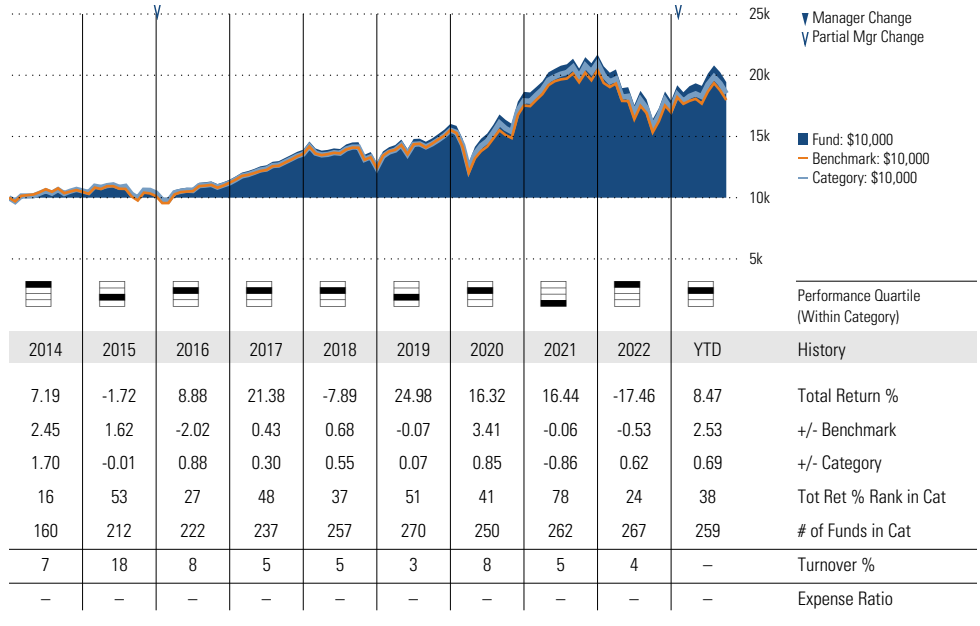
## Morningstar Investment Management LLC Analysis

This fund passes all of Morningstar Investment Management's quantitative screens. Morningstar Investment Management has also assessed the fund from a qualitative perspective and, as a fiduciary, is comfortable recommending the fund's use in retirement plans.

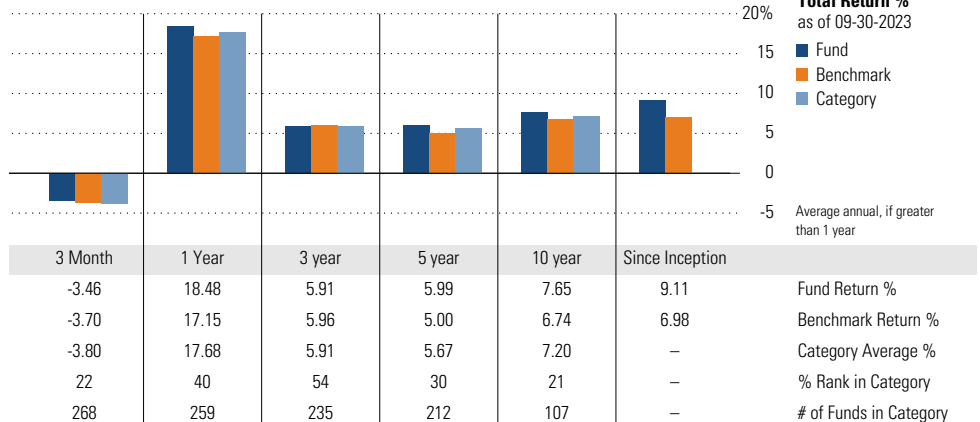
## ESG Metrics

Metric	Rating	Updated
Sustainability Rating	3	08-31-2023
Carbon Risk Score	Low Risk	12-31-2022
ESG Commitment	1-Low	02-15-2022

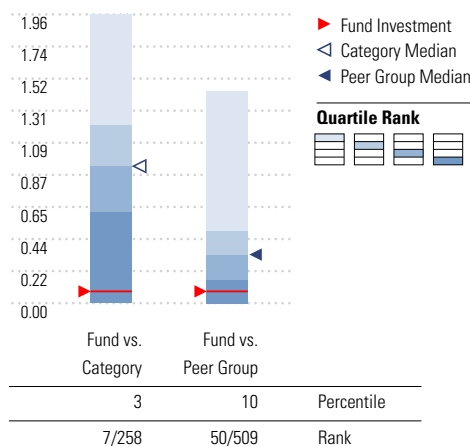
## Growth of \$10,000



## Trailing Performance



## Net Expense



Peer group is a subset of the category and includes funds with the same management style (active vs. passive) and similar share class characteristics.

## 3-Year Risk Metrics

	Fund	Bmark	Cat
Alpha	0.18	-	0.03
Beta	0.95	-	0.97
R-Squared	98.79	-	98.19
Standard Deviation	15.99	16.66	16.37
Sharpe Ratio	0.31	0.31	0.30
Tracking Error	1.92	-	2.24
Information Ratio	-0.02	-	-0.04
Up Capture Ratio	97.64	-	99.47
Down Capture Ratio	97.27	-	99.88

## Portfolio Metrics

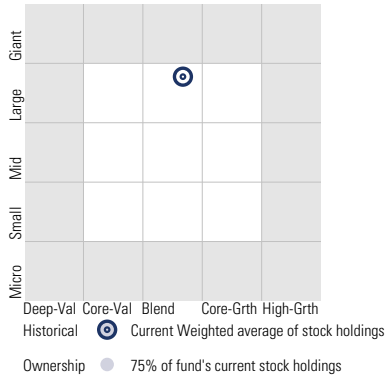
	Fund	Bmark	Cat
Price/Earnings Ratio	17.65	16.51	18.11
Price/Book Ratio	2.48	2.22	2.65
Avg Eff Duration	6.71	-	7.49

# Vanguard Target Retirement 2055 Fund VFFVX

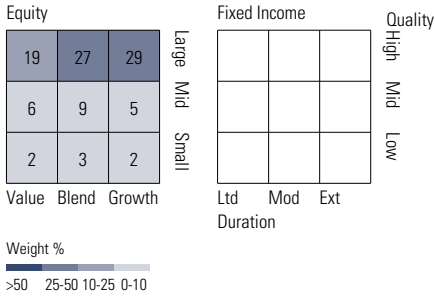
**Morningstar Category**  
Target-Date 2055

**Morningstar Index**  
Morningstar Lifetime Mod 2055 TR USD

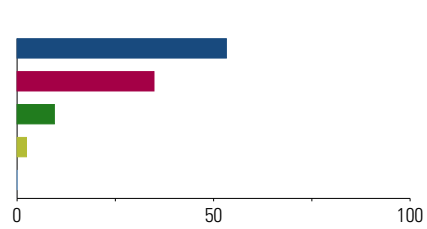
**Style Analysis** as of 09-30-2023  
Morningstar Style Box™



**Style Breakdown**

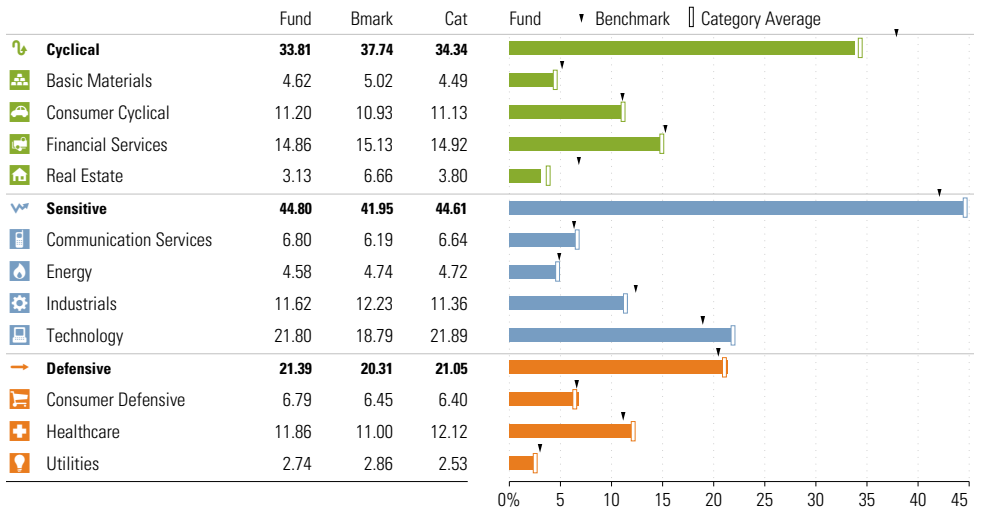


**Asset Allocation** as of 09-30-2023



Asset Class	Net %	Cat%
US Stocks	53.25	54.00
Non-US Stocks	34.83	28.85
Bonds	9.48	5.90
Cash	2.39	1.06
Other	0.05	10.20
<b>Total</b>	<b>100.00</b>	<b>100.00</b>

**Sector Weighting** as of 09-30-2023



**Top 6 Holdings** as of 09-30-2023

Name	Maturity Date	% Net Asset	Cumulative %	YTD Return %	Morningstar Sector
⊖ Vanguard Total Stock Mkt Idx Instl Pls	-	53.61	53.61	-	-
⊕ Vanguard Total Intl Stock Index Inv	-	35.79	89.40	-	-
⊕ Vanguard Total Bond Market II Idx Inv	-	6.96	96.35	-	-
⊕ Vanguard Total Intl Bd II Idx Instl	-	2.65	99.00	-	-
⊖ Mktliq 12/31/2049	-	1.00	100.00	-	-
⊖ Us Dollar	-	0.00	100.00	-	-

**Total Holdings 6**

⊕ Increase ⊖ Decrease ✨ New to Portfolio



# Vanguard Target Retirement 2060 Fund VTTSX

**Morningstar Category**  
Target-Date 2060

**Morningstar Index**  
Morningstar Mod Tgt Risk TR USD

## Portfolio Manager(s)

Walter Nejman since 02-2013  
Aurélie Denis since 02-2023  
Michael Roach since 02-2023  
Roger Aliaga-Diaz since 02-2023

## Quantitative Screens

✔ **Performance:** The fund has finished in the Target-Date 2060 category's top three quartiles in 9 of the 10 years it's been in existence.

✔ **Management:** The fund's management has been in place for 10.61 years.

✔ **Style:** The fund has landed in its primary style box — Large Blend — 100 % of the time over the past three years.

✔ **Net Expense:** The fund's expense ratio of 0.08 is 88.06% lower than the Target-Date 2060 category average.

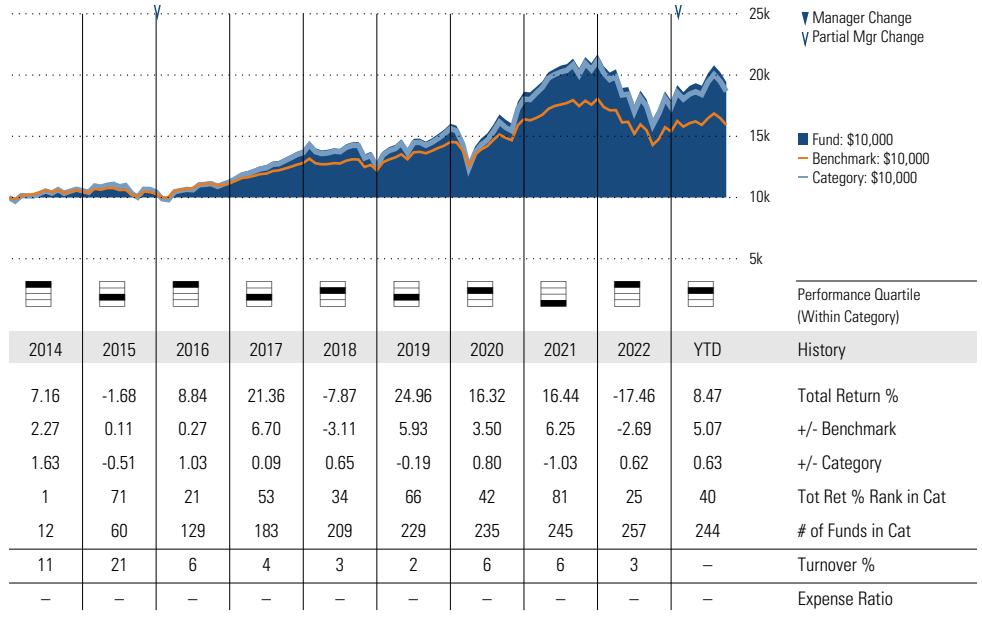
## Morningstar Investment Management LLC Analysis

This fund passes all of Morningstar Investment Management's quantitative screens. Morningstar Investment Management has also assessed the fund from a qualitative perspective and, as a fiduciary, is comfortable recommending the fund's use in retirement plans.

## ESG Metrics

Metric	Rating	Updated
Sustainability Rating	3	08-31-2023
Carbon Risk Score	Low Risk	12-31-2022
ESG Commitment	1-Low	02-15-2022

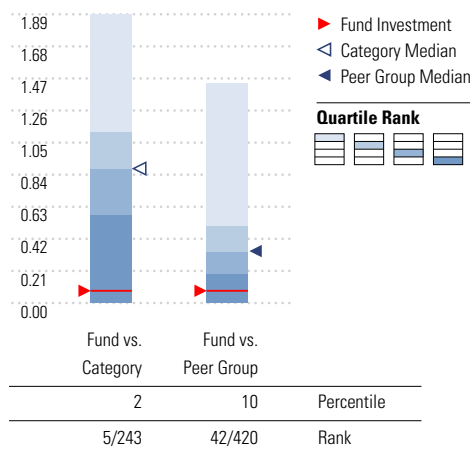
## Growth of \$10,000



## Trailing Performance



## Net Expense



Peer group is a subset of the category and includes funds with the same management style (active vs. passive) and similar share class characteristics.

## 3-Year Risk Metrics

Metric	Fund	Bmark	Cat
Alpha	3.12	-	3.10
Beta	1.29	-	1.32
R-Squared	98.50	-	97.20
Standard Deviation	15.97	12.30	16.42
Sharpe Ratio	0.31	0.08	0.30
Tracking Error	4.06	-	4.78
Information Ratio	0.89	-	0.75
Up Capture Ratio	141.38	-	144.61
Down Capture Ratio	124.11	-	127.71

## Portfolio Metrics

Metric	Fund	Bmark	Cat
Price/Earnings Ratio	17.63	16.40	18.07
Price/Book Ratio	2.48	2.18	2.61
Avg Eff Duration	6.71	-	6.43

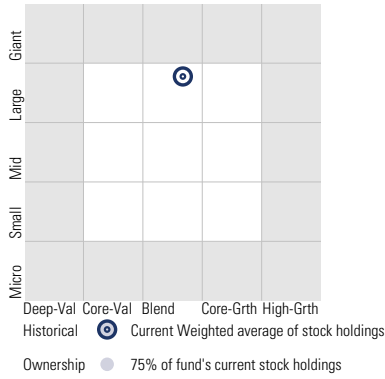
# Vanguard Target Retirement 2060 Fund VTTSX

**Morningstar Category**  
Target-Date 2060

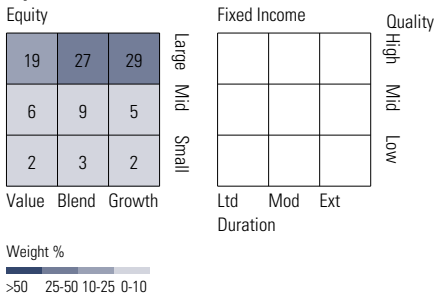
**Morningstar Index**  
Morningstar Mod Tgt Risk TR USD

## Style Analysis as of 09-30-2023

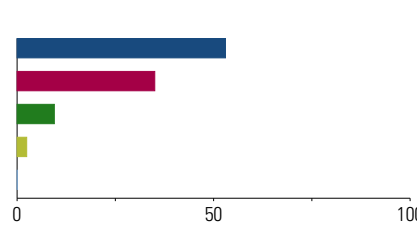
Morningstar Style Box™



## Style Breakdown

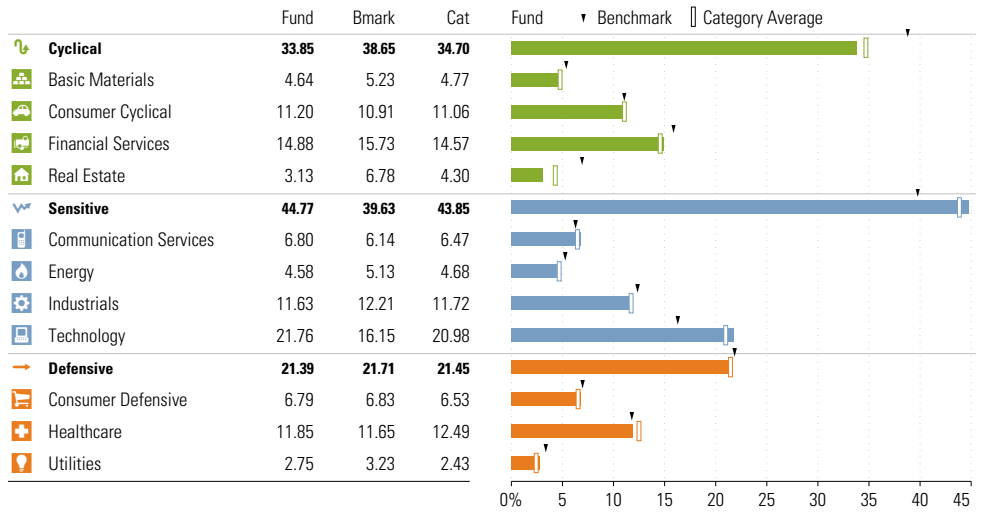


## Asset Allocation as of 09-30-2023



Asset Class	Net %	Cat%
US Stocks	53.02	47.90
Non-US Stocks	35.03	30.80
Bonds	9.47	5.12
Cash	2.44	1.28
Other	0.05	14.90
<b>Total</b>	<b>100.00</b>	<b>100.00</b>

## Sector Weighting as of 09-30-2023



## Top 6 Holdings as of 09-30-2023

Name	Maturity Date	% Net Asset	Cumulative %	YTD Return %	Morningstar Sector
⊕ Vanguard Total Stock Mkt Idx Instl Pls	-	53.37	53.37	-	-
⊕ Vanguard Total Intl Stock Index Inv	-	35.99	89.36	-	-
⊕ Vanguard Total Bond Market II Idx Inv	-	6.94	96.30	-	-
⊕ Vanguard Total Intl Bd II Idx Instl	-	2.65	98.95	-	-
⊕ Mktliq 12/31/2049	-	1.03	99.98	-	-
⊕ Us Dollar	-	0.02	100.00	-	-

## Total Holdings 6

⊕ Increase ⊖ Decrease ✨ New to Portfolio

# Vanguard Target Retirement 2065 Fund VLXVX

**Morningstar Category**  
Target-Date 2065+

**Morningstar Index**  
Morningstar Mod Tgt Risk TR USD

## Portfolio Manager(s)

Walter Nejman since 07-2017  
Aurélie Denis since 02-2023  
Michael Roach since 02-2023  
Roger Aliaga-Diaz since 02-2023

## Quantitative Screens

✔ **Performance:** The fund has finished in the Target-Date 2065+ category's top three quartiles in 4 of the 6 years it's been in existence.

✔ **Management:** The fund's management has been in place for 6.22 years.

✔ **Style:** The fund has landed in its primary style box — Large Blend — 100 % of the time over the past three years.

✔ **Net Expense:** The fund's expense ratio of 0.08 is 86.67% lower than the Target-Date 2065+ category average.

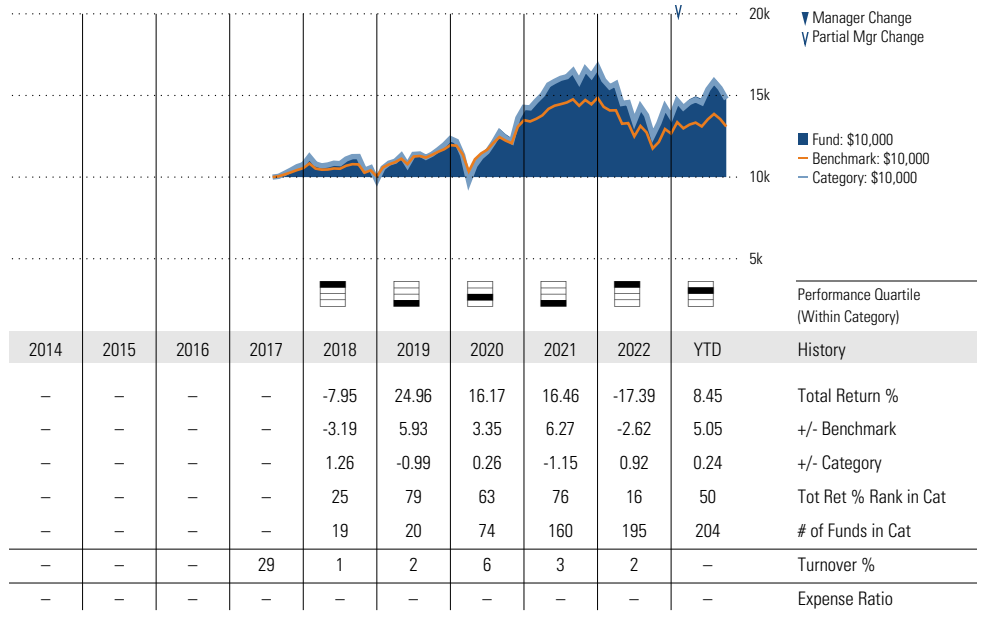
## Morningstar Investment Management LLC Analysis

This fund passes all of Morningstar Investment Management's quantitative screens. Morningstar Investment Management has also assessed the fund from a qualitative perspective and, as a fiduciary, is comfortable recommending the fund's use in retirement plans.

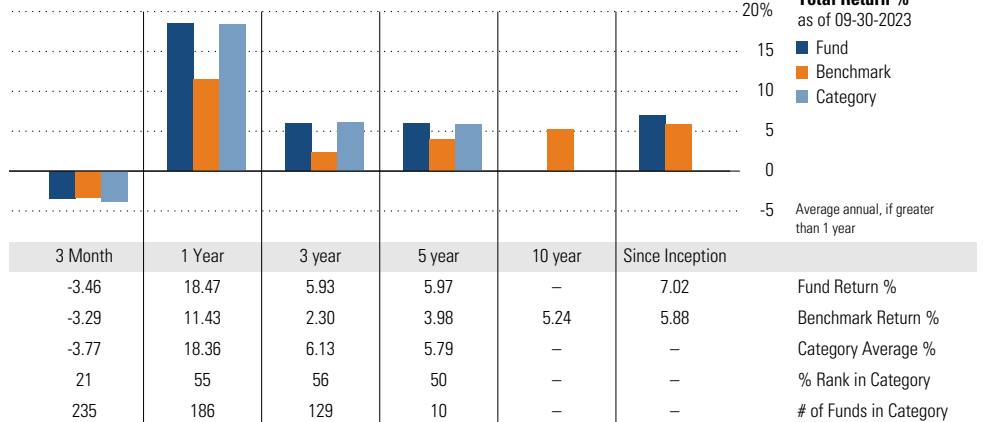
## ESG Metrics

Metric	Rating	Updated
Sustainability Rating	3	08-31-2023
Carbon Risk Score	Low Risk	12-31-2022
ESG Commitment	1-Low	02-15-2022

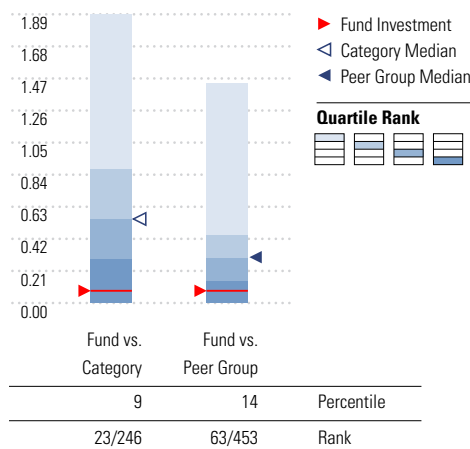
## Growth of \$10,000



## Trailing Performance



## Net Expense



Peer group is a subset of the category and includes funds with the same management style (active vs. passive) and similar share class characteristics.

## 3-Year Risk Metrics

	Fund	Bmark	Cat
Alpha	3.14	-	2.96
Beta	1.29	-	1.34
R-Squared	98.48	-	97.56
Standard Deviation	15.98	12.30	16.70
Sharpe Ratio	0.31	0.08	0.30
Tracking Error	4.07	-	4.95
Information Ratio	0.89	-	0.70
Up Capture Ratio	141.53	-	146.28
Down Capture Ratio	124.16	-	130.15

## Portfolio Metrics

	Fund	Bmark	Cat
Price/Earnings Ratio	17.63	16.40	17.76
Price/Book Ratio	2.48	2.18	2.52
Avg Eff Duration	6.71	-	6.43

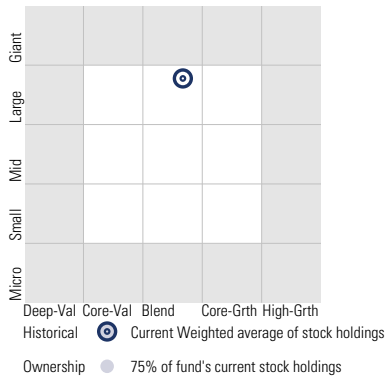
# Vanguard Target Retirement 2065 Fund VLXVX

**Morningstar Category**  
Target-Date 2065+

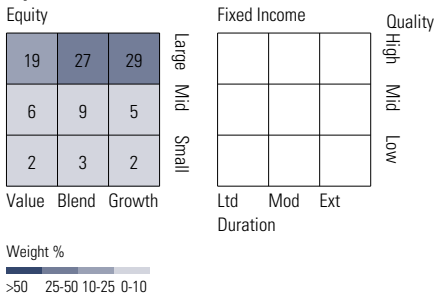
**Morningstar Index**  
Morningstar Mod Tgt Risk TR USD

## Style Analysis as of 09-30-2023

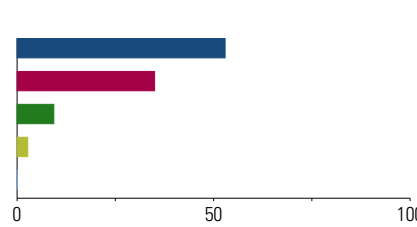
Morningstar Style Box™



## Style Breakdown

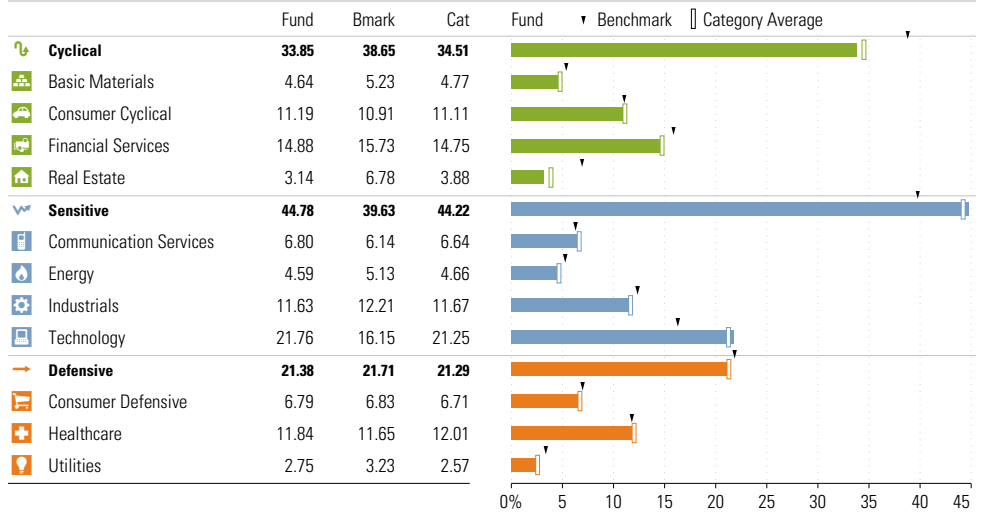


## Asset Allocation as of 09-30-2023



Asset Class	Net %	Cat%
US Stocks	52.92	48.27
Non-US Stocks	34.99	32.03
Bonds	9.34	6.73
Cash	2.71	1.80
Other	0.05	11.18
<b>Total</b>	<b>100.00</b>	<b>100.00</b>

## Sector Weighting as of 09-30-2023



## Top 6 Holdings as of 09-30-2023

Name	Maturity Date	% Net Asset	Cumulative %	YTD Return %	Morningstar Sector
⊕ Vanguard Total Stock Mkt Idx Instl Pls	-	53.27	53.27	-	-
⊕ Vanguard Total Intl Stock Index Inv	-	35.95	89.22	-	-
⊕ Vanguard Total Bond Market II Idx Inv	-	6.79	96.01	-	-
⊕ Vanguard Total Intl Bd II Idx Instl	-	2.66	98.68	-	-
⊕ Mktliq 12/31/2049	-	1.23	99.91	-	-
⊕ Us Dollar	-	0.09	100.00	-	-

## Total Holdings 6

⊕ Increase ⊖ Decrease ✨ New to Portfolio

# Vanguard Target Retirement 2070 Fund VSVNX

**Morningstar Category**  
Target-Date 2065+

**Morningstar Index**  
Morningstar Mod Tgt Risk TR USD

## Portfolio Manager(s)

Walter Nejman since 06-2022  
Aurélie Denis since 02-2023  
Michael Roach since 02-2023  
Roger Aliaga-Diaz since 02-2023

## Quantitative Screens

The Performance screen is not applicable for funds with less than three years of data.

✗ **Management:** The fund's management team has been in place for less than three years.

✔ **Style:** The fund has landed in its primary style box — Large Blend — 100 % of the time over the past three years.

✔ **Net Expense:** The fund's expense ratio of 0.08 is 86.67% lower than the Target-Date 2065+ category average.

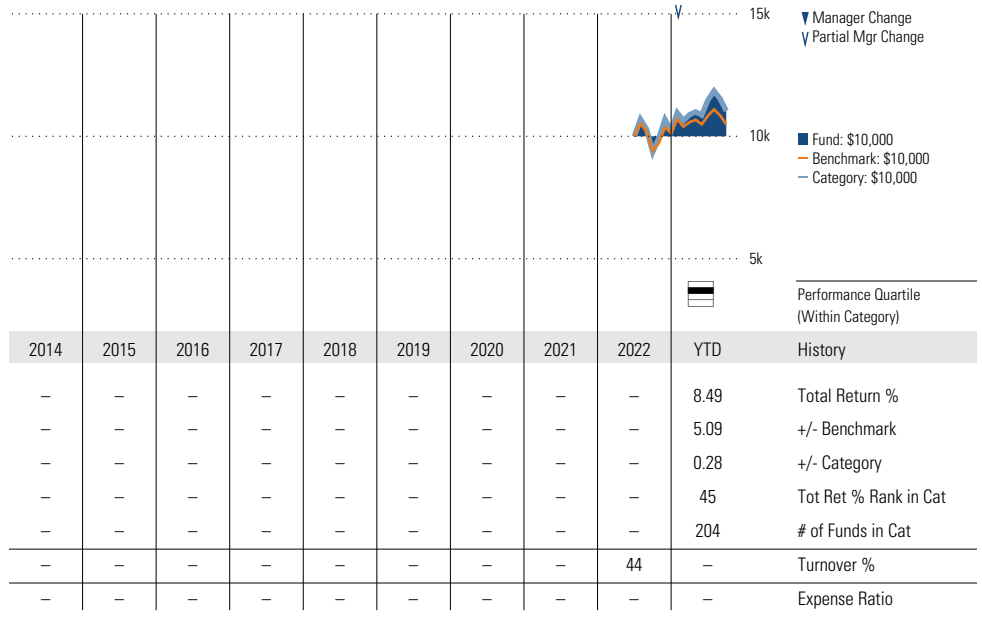
## Morningstar Investment Management LLC Analysis

This fund fails the manager tenure screen due to a limited history for this target-date vintage.

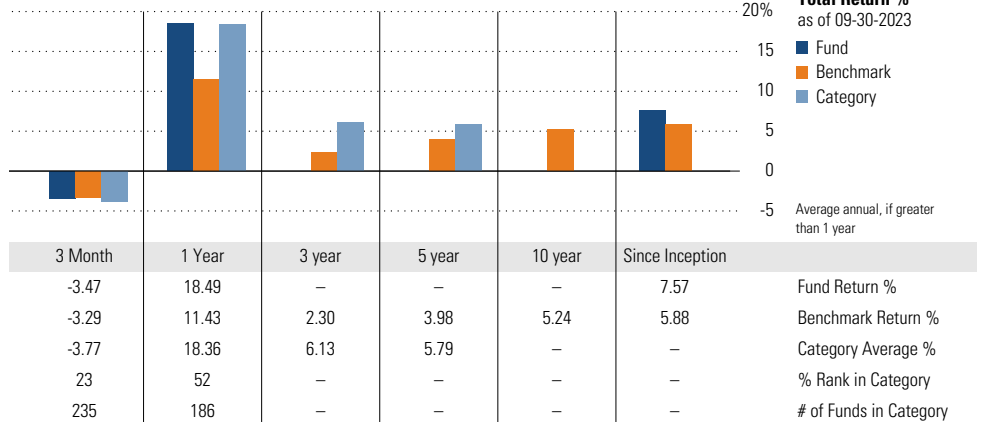
## ESG Metrics

Metric	Rating	Updated
Sustainability Rating	3	08-31-2023
Carbon Risk Score	Low Risk	12-31-2022

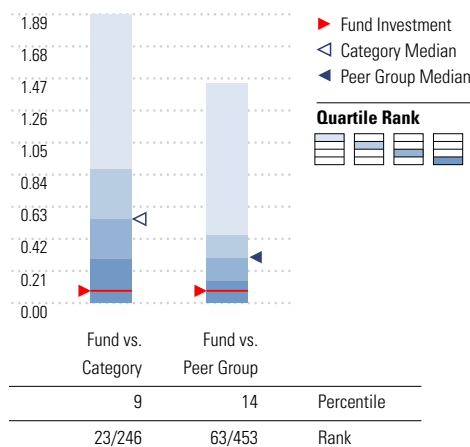
## Growth of \$10,000



## Trailing Performance



## Net Expense



Peer group is a subset of the category and includes funds with the same management style (active vs. passive) and similar share class characteristics.

## 3-Year Risk Metrics

Metric	Fund	Bmark	Cat
Alpha	-	-	2.96
Beta	-	-	1.34
R-Squared	-	-	97.56
Standard Deviation	-	12.30	16.70
Sharpe Ratio	-	0.08	0.30
Tracking Error	-	-	4.95
Information Ratio	-	-	0.70
Up Capture Ratio	-	-	146.28
Down Capture Ratio	-	-	130.15

## Portfolio Metrics

Metric	Fund	Bmark	Cat
Price/Earnings Ratio	17.66	16.40	17.76
Price/Book Ratio	2.48	2.18	2.52
Avg Eff Duration	6.73	-	6.43

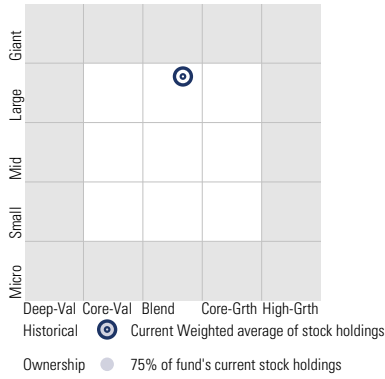
# Vanguard Target Retirement 2070 Fund VSVNX

**Morningstar Category**  
Target-Date 2065+

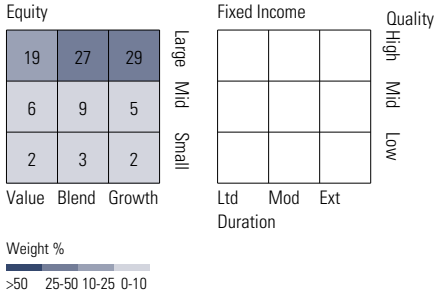
**Morningstar Index**  
Morningstar Mod Tgt Risk TR USD

## Style Analysis as of 09-30-2023

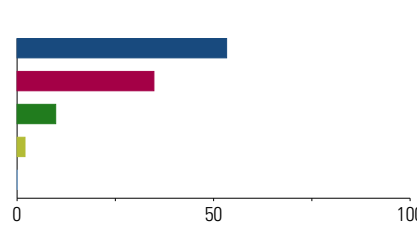
Morningstar Style Box™



## Style Breakdown

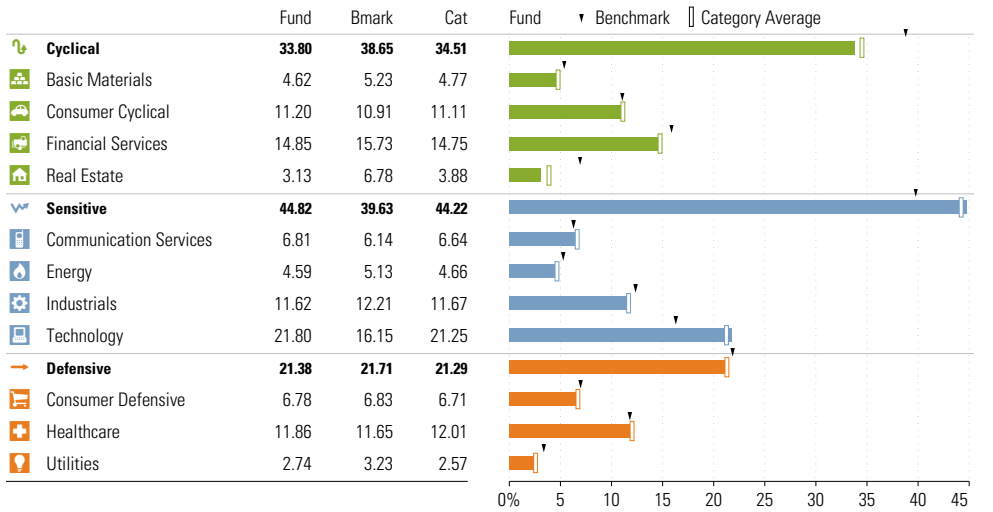


## Asset Allocation as of 09-30-2023



Asset Class	Net %	Cat%
US Stocks	53.31	48.27
Non-US Stocks	34.81	32.03
Bonds	9.82	6.73
Cash	2.01	1.80
Other	0.05	11.18
<b>Total</b>	<b>100.00</b>	<b>100.00</b>

## Sector Weighting as of 09-30-2023



## Top 6 Holdings as of 09-30-2023

Name	Maturity Date	% Net Asset	Cumulative %	YTD Return %	Morningstar Sector
⊕ Vanguard Total Stock Mkt Idx Instl Pls	-	53.67	53.67	-	-
⊕ Vanguard Total Intl Stock Index Inv	-	35.77	89.43	-	-
⊕ Vanguard Total Bond Market II Idx Inv	-	6.96	96.40	-	-
⊕ Vanguard Total Intl Bd II Idx Instl	-	2.98	99.38	-	-
⊕ Mktliq 12/31/2049	-	0.31	99.69	-	-
⊕ Us Dollar	-	0.31	100.00	-	-

## Total Holdings 6

⊕ Increase ⊖ Decrease ✨ New to Portfolio

# Vanguard Target Retirement Income Fund VTINX

**Morningstar Category**  
Target-Date Retirement

**Morningstar Index**  
Morningstar Lifetime Mod Incm TR USD

## Portfolio Manager(s)

Walter Nejman since 02-2013  
Aurélie Denis since 02-2023  
Michael Roach since 02-2023  
Roger Aliaga-Diaz since 02-2023

## Quantitative Screens

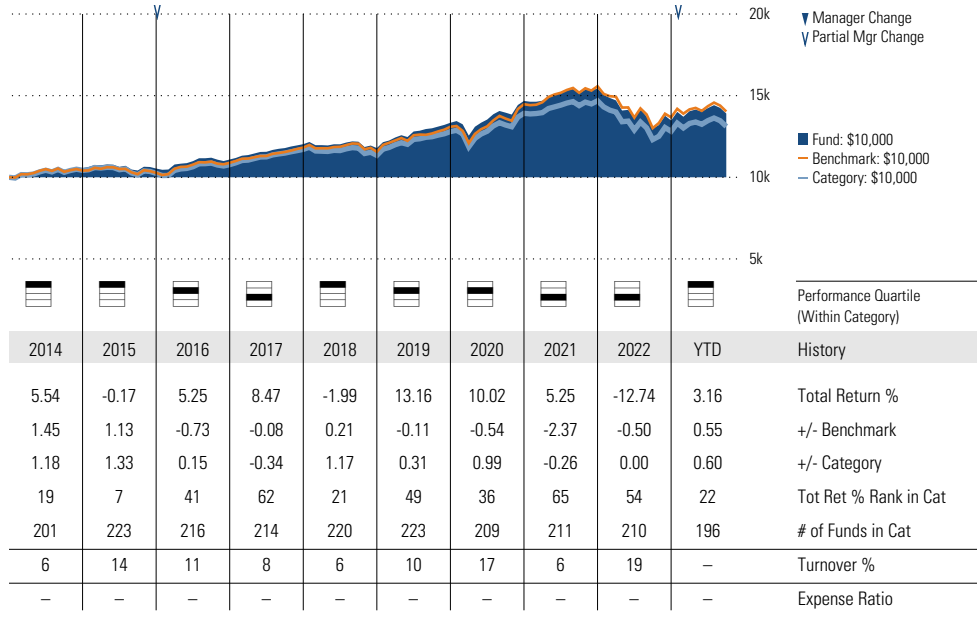
✔ **Performance:** The fund has finished in the Target-Date Retirement category's top three quartiles in 10 of the 10 years it's been in existence.

✔ **Management:** The fund's management has been in place for 10.61 years.

✔ **Style:** The fund has landed in its primary style box — Large Blend — 100 % of the time over the past three years.

✔ **Net Expense:** The fund's expense ratio of 0.08 is 86.89% lower than the Target-Date Retirement category average.

## Growth of \$10,000



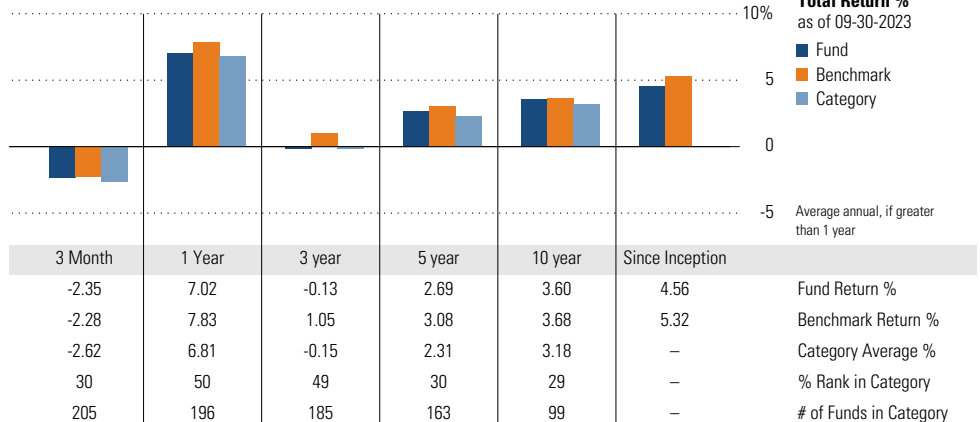
## Morningstar Investment Management LLC Analysis

This fund passes all of Morningstar Investment Management's quantitative screens. Morningstar Investment Management has also assessed the fund from a qualitative perspective and, as a fiduciary, is comfortable recommending the fund's use in retirement plans.

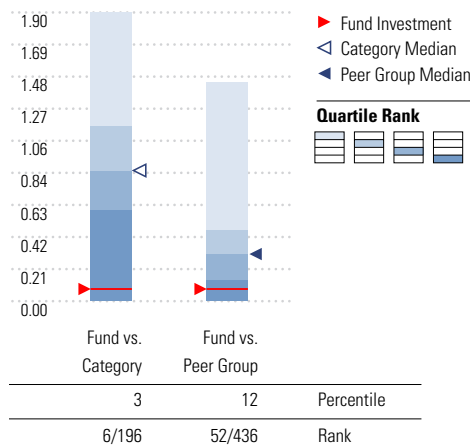
## ESG Metrics

Metric	Rating	Updated
Sustainability Rating	3	08-31-2023
ESG Commitment	1-Low	02-15-2022

## Trailing Performance



## Net Expense



Peer group is a subset of the category and includes funds with the same management style (active vs. passive) and similar share class characteristics.

## 3-Year Risk Metrics

	Fund	Bmark	Cat
Alpha	-1.09	-	-1.14
Beta	0.90	-	0.94
R-Squared	97.43	-	96.63
Standard Deviation	8.08	8.87	8.45
Sharpe Ratio	-0.23	-0.07	-0.23
Tracking Error	1.57	-	1.88
Information Ratio	-0.75	-	-0.65
Up Capture Ratio	86.47	-	89.70
Down Capture Ratio	95.39	-	99.10

## Portfolio Metrics

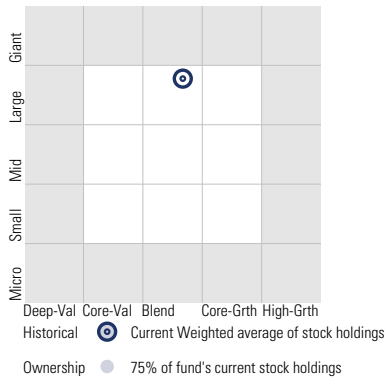
	Fund	Bmark	Cat
Price/Earnings Ratio	17.60	18.00	18.29
Price/Book Ratio	2.47	2.51	2.52
Avg Eff Duration	5.76	-	5.57

# Vanguard Target Retirement Income Fund VTINX

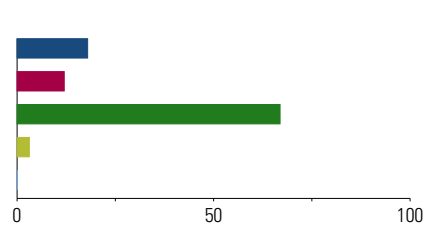
**Morningstar Category**  
Target-Date Retirement

**Morningstar Index**  
Morningstar Lifetime Mod Incm TR USD

**Style Analysis** as of 09-30-2023  
Morningstar Style Box™

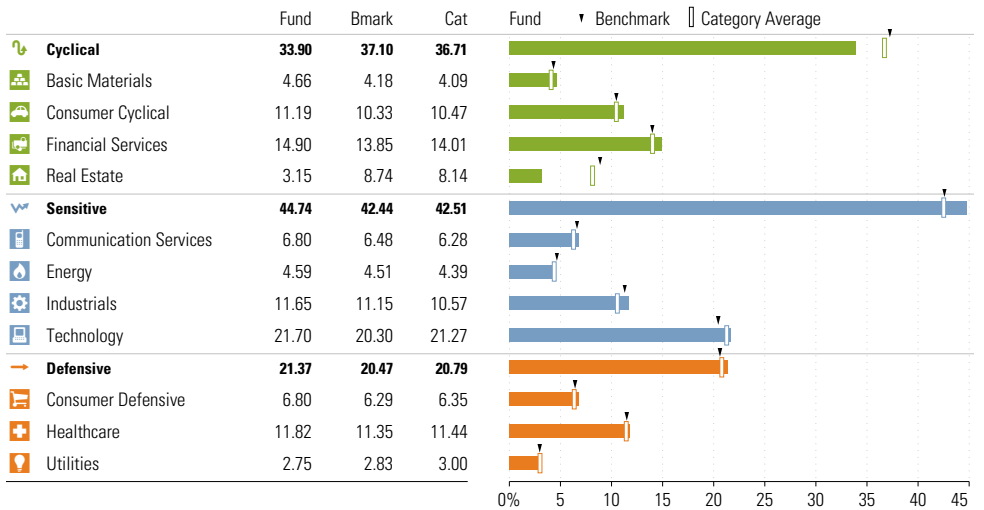


**Asset Allocation** as of 09-30-2023

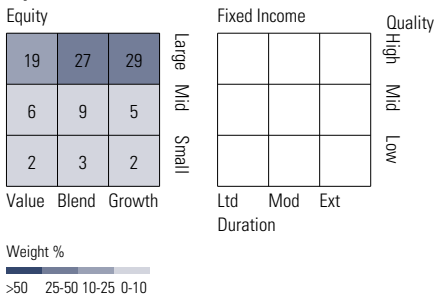


Asset Class	Net %	Cat%
US Stocks	17.95	19.96
Non-US Stocks	11.99	9.84
Bonds	66.91	52.99
Cash	3.11	3.88
Other	0.02	13.34
<b>Total</b>	<b>100.00</b>	<b>100.00</b>

**Sector Weighting** as of 09-30-2023



**Style Breakdown**



**Top 7 Holdings** as of 09-30-2023

Name	Maturity Date	% Net Asset	Cumulative %	YTD Return %	Morningstar Sector
⊕ Vanguard Total Bond Market II Idx Inv	—	36.18	36.18	—	—
⊖ Vanguard Total Stock Mkt Idx Instl Pls	—	18.06	54.25	—	—
Vanguard Shrt-Term Infl-Prot Sec Idx Adm	—	16.62	70.86	—	—
⊕ Vanguard Total Intl Bd II Idx Instl	—	16.03	86.89	—	—
⊖ Vanguard Total Intl Stock Index Inv	—	12.32	99.22	—	—
⊖ Mktliq 12/31/2049	—	0.78	99.99	—	—
⊕ Us Dollar	—	0.01	100.00	—	—

**Total Holdings 7**

⊕ Increase ⊖ Decrease ✨ New to Portfolio