

403B THRIFT PLAN OF DELTA AREA

Screens Summary (Data as of 09-30-2023)

🔴 Fund Removed from Approved List 🟡 Fund on Watch List

Name	Ticker	Asset Class	Trailing Performance and Risk				Management			Style		Expense		ESG Metrics				
			1 Yr	3 Yr	5 Yr	10 Yr	Pass/ Fail	Std Dev 3 Yr %	Beta 3 Yr %	Tenure	Pass/ Fail	Style Box	Pass/ Fail	Exp Ratio	Sustain. Rating	Commit. Level	Carbon Risk	
																Updated	Updated	Updated
US Stock																		
JPMorgan US Equity R6	JUEMX	Large Blend	20.65	10.55	11.05	12.45	✔️	17.75	0.99	9.12	✔️	🏠	✔️	0.44	✔️	3	2-Basic	Low Risk
<i>percentile rank</i>			46	24	4	2												
<i># of funds in category</i>			1,562	1,422	1,309	984												

Fidelity® 500 Index	FXAIX	Large Blend Index	21.61	10.14	9.90	11.90	✔️	17.85	1.00	14.67	✔️	🏠	✔️	0.02	✔️	3	1-Low	Low Risk
<i>percentile rank</i>			29	30	19	8												
<i># of funds in category</i>			1,562	1,422	1,309	984												

Brown Advisory Sustainable Growth I	BAFWX	Large Growth	24.68	7.01	12.44	14.28	✔️	21.81	1.02	11.26	✔️	🏠	✔️	0.63	✔️	5	3-Advanced	Low Risk
<i>percentile rank</i>			49	29	9	8												
<i># of funds in category</i>			1,321	1,222	1,135	895												

Vanguard Value Index Adm	VVIAX	Large Value	14.83	12.41	7.29	9.83	✔️	16.90	0.95	28.77	✔️	🏠	✔️	0.05	✔️	2	1-Low	Medium Risk
<i>percentile rank</i>			50	42	32	13												
<i># of funds in category</i>			1,291	1,210	1,153	883												

Vanguard Mid-Cap Growth Index Admiral	VMGMX	Mid-Cap Growth	15.06	3.24	7.18	9.46	✔️	21.38	1.01	10.61	✔️	🏠	✔️	0.07	✔️	3	1-Low	Medium Risk
<i>percentile rank</i>			38	42	28	40												
<i># of funds in category</i>			609	568	537	431												

Vanguard Mid-Cap Value Index Admiral	VMVAX	Mid-Cap Value	10.35	11.31	5.41	8.40	✔️	19.22	0.96	17.13	✔️	🏠	✔️	0.07	✔️	4	1-Low	Medium Risk
<i>percentile rank</i>			77	73	56	27												
<i># of funds in category</i>			430	409	393	298												

Vanguard Small Cap Growth Index Admiral	VSGAX	Small Growth	10.57	0.42	3.32	7.31	✔️	21.75	0.93	18.76	✔️	🏠	✔️	0.07	✔️	4	1-Low	Medium Risk
<i>percentile rank</i>			39	66	54	61												
<i># of funds in category</i>			617	586	547	420												

DFA US Small Cap Value I	DFS VX	Small Value	17.51	22.85	6.11	7.70	✔️	23.11	0.98	11.59	✔️	🏠	✔️	0.30	✔️	2	-	Medium Risk
<i>percentile rank</i>			33	14	19	21												
<i># of funds in category</i>			507	469	439	346												

Non-US Stock																		
American Funds New World R6	RNWGX	Diversified Emerging Mkts	17.35	1.56	5.29	5.04	✔️	17.07	0.85	24.30	✔️	🏠	✔️	0.57	✔️	3	1-Low	Medium Risk
<i>percentile rank</i>			26	32	9	3												
<i># of funds in category</i>			853	753	682	417												

DFA Intl Sustainability Core 1	DFSPX	Foreign Large Blend	23.63	4.18	2.99	3.97	✔️	19.02	1.08	15.56	✔️	🏠	✔️	0.25	✔️	3	-	Low Risk
<i>percentile rank</i>			51	59	46	31												
<i># of funds in category</i>			800	746	686	460												

American Funds Europacific Growth R6	REGX	Foreign Large Growth	19.64	0.08	3.11	4.64	✔️	19.02	1.00	22.35	✔️	🏠	✔️	0.47	✔️	2	1-Low	Medium Risk
<i>percentile rank</i>			37	41	40	37												
<i># of funds in category</i>			463	423	370	263												

Schwab Fdmtl Intl Lg Co Idx	SFNXX	Foreign Large Value	29.87	12.06	4.45	4.56	✔️	19.59	1.04	6.43	✔️	🏠	✔️	0.25	✔️	1	-	Medium Risk
<i>percentile rank</i>			37	19	17	6												
<i># of funds in category</i>			401	362	337	218												

American Funds New Perspective R6	RNPGX	Global Stock	21.70	4.92	8.36	9.82	✔️	19.33	1.11	22.84	✔️	—	✔️	0.41	✔️	2	2-Basic	Low Risk
<i>percentile rank</i>			35	24	13	10												
<i># of funds in category</i>			369	327	288	193												

403B THRIFT PLAN OF DELTA AREA

Screens Summary (Data as of 09-30-2023)

🔴 Fund Removed from Approved List 🟡 Fund on Watch List





Name	Ticker	Asset Class	Trailing Performance and Risk				Management			Style		Expense			ESG Metrics			
			1 Yr	3 Yr	5 Yr	10 Yr	Pass/ Fail	Std Dev 3 Yr %	Beta 3 Yr %	Tenure	Pass/ Fail	Style Box	Pass/ Fail	Exp Ratio	Pass/ Fail	Sustain. Rating	Commit. Level	Carbon Risk
Alternative																		
PIMCO Commodity Real Ret Strat Instl	PCRIX	Commodities Broad Basket	-0.88	16.10	6.73	-0.52	✔	18.27	1.12	4.92	✔	—	—	0.99	✔	3	—	—
<i>percentile rank</i>			57	57	43	62												
<i># of funds in category</i>			114	110	105	66									06-30-2023	—	—	
DFA Real Estate Securities I	DFREX	Real Estate	-1.98	2.85	2.99	6.16	✔	20.47	0.99	11.59	✔	—	✔	0.18	✔	3	—	Low Risk
<i>percentile rank</i>			73	64	36	23												
<i># of funds in category</i>			271	248	230	166									08-31-2023	—	12-31-2022	
Fixed Income																		
PIMCO International Bond (USD-Hdg) Instl	PFORX	Global Bond	4.22	-2.21	1.00	2.99	✔	4.30	0.57	9.02	✔	—	—	0.63	✔	4	—	—
<i>percentile rank</i>			19	10	17	1												
<i># of funds in category</i>			122	114	105	66									08-31-2023	—	—	
Vanguard High-Yield Corporate Adm	VWEAX	High Yield Bond	9.21	0.97	2.82	4.03	✔	7.83	0.95	1.09	✖	—	—	0.13	✔	—	—	—
<i>percentile rank</i>			64	70	35	19												
<i># of funds in category</i>			721	664	621	456												
American Funds Inflation Linked Bd R6	RILFX	Inflation-Protected Bond	-0.25	-2.87	2.11	—	✔	7.09	1.02	9.92	✔	—	—	0.29	✔	3	—	—
<i>percentile rank</i>			85	86	42	—												
<i># of funds in category</i>			241	224	220	158									08-31-2023	—	—	
American Funds Bond Fund of Amer R6	RFBGX	Intermediate-Term Bond	0.49	-4.51	0.97	1.64	✔	6.24	1.00	14.59	✔	🏠	—	0.22	✔	3	1-Low	—
<i>percentile rank</i>			64	21	5	5												
<i># of funds in category</i>			529	477	437	321									08-31-2023	02-15-2022	—	
Loomis Sayles Investment Grade Bond N	LGBNX	Multisector Bond	2.29	-2.56	1.58	2.27	✔	5.78	0.90	17.01	✔	—	—	0.44	✔	2	1-Low	—
<i>percentile rank</i>			19	6	4	6												
<i># of funds in category</i>			676	608	568	401									08-31-2023	02-15-2022	—	
Lincoln Stable Value Account -LNGPA		Stable Value	—	—	—	—	—	—	—	40.44	✔	—	—	—	—	—	—	—
<i>percentile rank</i>			—	—	—	—												
<i># of funds in category</i>			73	—	—	—												
Baird Ultra Short Bond Institutional	BUBIX	Ultrashort Bond	5.01	1.73	2.03	—	✔	0.76	0.05	9.75	✔	—	—	0.15	✔	2	1-Low	—
<i>percentile rank</i>			43	29	25	—												
<i># of funds in category</i>			243	216	192	107									08-31-2023	02-15-2022	—	
Balanced																		
BlackRock 20/80 Target Allocation K	BKCPX	Target Risk	4.35	-1.78	1.80	—	✔	8.10	1.09	8.35	✔	—	✔	0.23	✔	3	—	—
<i>percentile rank</i>			62	70	46	—												
<i># of funds in category</i>			178	167	155	113									08-31-2023	—	—	
BlackRock 40/60 Target Allocation K	BKMPX	Target Risk	8.23	0.89	3.76	—	✔	10.20	1.07	8.35	✔	—	✔	0.25	✔	3	—	Low Risk
<i>percentile rank</i>			34	46	12	—												
<i># of funds in category</i>			529	503	468	340									08-31-2023	—	09-30-2022	
BlackRock 60/40 Target Allocation K	BKGPX	Target Risk	12.39	3.12	5.07	—	✔	12.44	1.03	8.35	✔	—	✔	0.26	✔	3	—	Low Risk
<i>percentile rank</i>			30	56	32	—												
<i># of funds in category</i>			894	831	784	577									08-31-2023	—	12-31-2022	

403B THRIFT PLAN OF DELTA AREA

Screens Summary (Data as of 09-30-2023)

 Fund Removed from Approved List

 Fund on Watch List

Name	Ticker	Asset Class	Trailing Performance and Risk							Management			Style		Expense		ESG Metrics		
			1 Yr	3 Yr	5 Yr	10 Yr	Pass/ Fail	Std Dev 3 Yr %	Beta 3 Yr %	Tenure	Pass/ Fail	Style Box	Pass/ Fail	Exp Ratio	Pass/ Fail	Sustain. Rating	Commit. Level	Carbon Risk	
															Updated	Updated	Updated		
BlackRock 80/20 Target Allocation K	BKAPX	Target Risk	16.55	5.62	6.51	—		14.69	1.03	8.35		—		0.27		4	—	Low Risk	
<i>percentile rank</i>			<i>16</i>	<i>37</i>	<i>9</i>	<i>—</i>													
<i># of funds in category</i>			<i>380</i>	<i>351</i>	<i>328</i>	<i>252</i>									08-31-2023	—	12-31-2022		