

# RETIREMENT ACCUMULATION PLAN FOR

## Screens Summary (Data as of 09-30-2023)

🔴 Fund Removed from Approved List    ⚠️ Fund on Watch List

Name	Ticker	Asset Class	Trailing Performance and Risk				Management			Style		Expense		ESG Metrics				
			1 Yr	3 Yr	5 Yr	10 Yr	Pass/ Fail	Std Dev 3 Yr %	Beta 3 Yr %	Tenure	Pass/ Fail	Style Box	Pass/ Fail	Exp Ratio	Sustain. Rating	Commit. Level	Carbon Risk	
<b>US Stock</b>																		
Vanguard 500 Index Admiral	VFIAX	Large Blend Index	21.57	10.11	9.88	11.87	✔️	17.85	1.00	7.43	✔️	🇺🇸	✔️	0.04	✔️	3	1-Low	Low Risk
<i>percentile rank</i>			30	32	20	9												
<i># of funds in category</i>			1,562	1,422	1,309	984												
															08-31-2023	02-15-2022	12-31-2022	
MFS Growth R6	MFEKX	Large Growth	25.32	3.59	9.63	12.84	✔️	20.06	0.95	21.51	✔️	🇺🇸	✔️	0.50	✔️	4	2-Basic	Low Risk
<i>percentile rank</i>			44	67	45	27												
<i># of funds in category</i>			1,321	1,222	1,135	895												
															08-31-2023	02-15-2022	12-31-2022	
Invesco Diversified Dividend R6	LCEFX	Large Value	11.33	10.03	6.12	7.87	✔️	15.61	0.86	7.60	✔️	🇺🇸	✔️	0.46	✔️	3	-	Medium Risk
<i>percentile rank</i>			79	73	60	69												
<i># of funds in category</i>			1,291	1,210	1,153	883												
															08-31-2023	-	12-31-2022	
Vanguard Mid Cap Index Admiral	VIMAX	Mid-Cap Blend	12.61	7.26	6.49	9.05	✔️	19.36	0.99	25.38	✔️	🇺🇸	✔️	0.05	✔️	3	1-Low	Medium Risk
<i>percentile rank</i>			68	81	28	17												
<i># of funds in category</i>			456	421	392	269												
															08-31-2023	02-15-2022	12-31-2022	
PGIM Jennison Small Company R6	PJSQX	Small Growth	7.38	10.88	6.80	8.74	✔️	20.29	0.82	9.85	✔️	🇺🇸	✖️	0.71	✔️	3	-	Medium Risk
<i>percentile rank</i>			64	7	11	25												
<i># of funds in category</i>			617	586	547	420												
															08-31-2023	-	12-31-2022	
DFA US Small Cap Value I	DFS VX	Small Value	17.51	22.85	6.11	7.70	✔️	23.11	0.98	11.59	✔️	🇺🇸	✔️	0.30	✔️	2	-	Medium Risk
<i>percentile rank</i>			33	14	19	21												
<i># of funds in category</i>			507	469	439	346												
															08-31-2023	-	12-31-2022	
<b>Non-US Stock</b>																		
American Funds New World R6	RNWXG	Diversified Emerging Mkts	17.35	1.56	5.29	5.04	✔️	17.07	0.85	24.30	✔️	🇺🇸	✔️	0.57	✔️	3	1-Low	Medium Risk
<i>percentile rank</i>			26	32	9	3												
<i># of funds in category</i>			853	753	682	417												
															08-31-2023	02-15-2022	12-31-2022	
American Funds Intl Gr and Inc R6	RIGGX	Foreign Large Blend	24.55	5.67	3.85	3.69	✔️	18.68	1.06	15.01	✔️	🇺🇸	✔️	0.54	✔️	2	1-Low	Low Risk
<i>percentile rank</i>			40	29	19	47												
<i># of funds in category</i>			800	746	686	460												
															08-31-2023	02-15-2022	12-31-2022	
Vanguard Developed Markets Index Admiral	VTMGX	Foreign Large Blend Index	24.01	5.32	3.17	4.01	✔️	19.09	1.09	10.61	✔️	🇺🇸	✔️	0.07	✔️	2	1-Low	Low Risk
<i>percentile rank</i>			48	38	35	30												
<i># of funds in category</i>			800	746	686	460												
															08-31-2023	02-15-2022	12-31-2022	
<b>Alternative</b>																		
Vanguard Real Estate Index Admiral	VGS LX	Real Estate	-1.27	2.33	2.44	5.51	✔️	20.72	1.01	27.40	✔️	—	✔️	0.12	✔️	3	1-Low	Low Risk
<i>percentile rank</i>			63	74	56	49												
<i># of funds in category</i>			271	248	230	166												
															08-31-2023	02-15-2022	12-31-2022	
<b>Fixed Income</b>																		
Vanguard Inflation-Protected Secs Adm	VAIPX	Inflation-Protected Bond	1.04	-2.06	2.00	1.64	✔️	6.81	0.99	1.89	✖️	—	—	0.10	✔️	3	-	-
<i>percentile rank</i>			75	59	52	25												
<i># of funds in category</i>			241	224	220	158												
															08-31-2023	-	-	

# RETIREMENT ACCUMULATION PLAN FOR

## Screens Summary (Data as of 09-30-2023)

🚫 Fund Removed from Approved List    ⚠️ Fund on Watch List

Name	Ticker	Asset Class	Trailing Performance and Risk				Management			Style		Expense		ESG Metrics				
			1 Yr	3 Yr	5 Yr	10 Yr	Pass/ Fail	Std Dev 3 Yr %	Beta 3 Yr %	Tenure	Pass/ Fail	Style Box	Pass/ Fail	Exp Ratio	Sustain. Rating	Commit. Level	Carbon Risk	
Baird Aggregate Bond Inst	BAGIX	Intermediate-Term Bond	1.41	-5.02	0.44	1.55	✔️	6.29	1.01	23.02	✔️	📦	—	0.30	✔️	3	1-Low	—
<i>percentile rank</i>			24	36	22	11												
<i># of funds in category</i>			529	477	437	321									08-31-2023	02-15-2022	—	
PIMCO Income Instl	PIMIX	Multisector Bond	6.76	0.67	2.37	4.00	✔️	5.77	0.84	16.52	✔️	—	—	0.62	✔️	4	—	—
<i>percentile rank</i>			26	25	18	1												
<i># of funds in category</i>			364	333	280	178									08-31-2023	—	—	
Lincoln Stable Value Account -Z166		Stable Value	—	—	—	—	—	—	—	40.44	✔️	—	—	—	—	—	—	
<i>percentile rank</i>			—	—	—	—												
<i># of funds in category</i>			73	—	—	—												
Federated Hermes Govt Ultrashort R6	FGULX	Ultrashort Bond	4.00	1.22	1.56	—	✔️	0.65	0.04	26.24	✔️	—	—	0.24	✔️	—	—	
<i>percentile rank</i>			90	73	77	—												
<i># of funds in category</i>			243	216	192	107												












Target Date																		
Vanguard Target Retirement 2020 Fund	VTWNX	Target Date	9.36	1.43	3.58	5.24	✔️	10.02	0.87	10.61	✔️	—	✔️	0.08	✔️	3	1-Low	—
<i>percentile rank</i>			45	48	30	20												
<i># of funds in category</i>			169	153	140	68									08-31-2023	02-15-2022	—	
Vanguard Target Retirement 2025 Fund	VTTVX	Target Date	11.56	2.17	4.06	5.79	✔️	11.65	0.93	10.61	✔️	—	✔️	0.08	✔️	3	1-Low	Low Risk
<i>percentile rank</i>			14	32	20	14												
<i># of funds in category</i>			266	243	215	123									08-31-2023	02-15-2022	12-31-2022	
Vanguard Target Retirement 2030 Fund	VTHRX	Target Date	13.14	2.97	4.46	6.28	✔️	12.77	0.94	10.61	✔️	—	✔️	0.08	✔️	3	1-Low	Low Risk
<i>percentile rank</i>			17	42	29	19												
<i># of funds in category</i>			260	239	205	124									08-31-2023	02-15-2022	12-31-2022	
Vanguard Target Retirement 2035 Fund	VTTTX	Target Date	14.61	3.89	4.93	6.79	✔️	13.72	0.93	10.61	✔️	—	✔️	0.08	✔️	3	1-Low	Low Risk
<i>percentile rank</i>			37	57	39	28												
<i># of funds in category</i>			258	237	213	120									08-31-2023	02-15-2022	12-31-2022	
Vanguard Target Retirement 2040 Fund	VFORX	Target Date	16.15	4.81	5.37	7.26	✔️	14.68	0.93	10.61	✔️	—	✔️	0.08	✔️	3	1-Low	Low Risk
<i>percentile rank</i>			48	63	39	28												
<i># of funds in category</i>			249	229	204	123									08-31-2023	02-15-2022	12-31-2022	
Vanguard Target Retirement 2045 Fund	VTIVX	Target Date	17.67	5.72	5.87	7.61	✔️	15.68	0.96	10.61	✔️	—	✔️	0.08	✔️	3	1-Low	Low Risk
<i>percentile rank</i>			43	43	31	21												
<i># of funds in category</i>			263	243	217	123									08-31-2023	02-15-2022	12-31-2022	
Vanguard Target Retirement 2050 Fund	VVIFX	Target Date	18.48	5.92	5.99	7.67	✔️	15.99	0.96	10.61	✔️	—	✔️	0.08	✔️	3	1-Low	Low Risk
<i>percentile rank</i>			33	48	30	22												
<i># of funds in category</i>			247	227	204	121									08-31-2023	02-15-2022	12-31-2022	
Vanguard Target Retirement 2055 Fund	VFFVX	Target Date	18.48	5.91	5.99	7.65	✔️	15.99	0.95	10.61	✔️	—	✔️	0.08	✔️	3	1-Low	Low Risk
<i>percentile rank</i>			40	54	30	21												
<i># of funds in category</i>			259	235	212	107									08-31-2023	02-15-2022	12-31-2022	
Vanguard Target Retirement 2060 Fund	VVTSX	Target Date	18.49	5.91	5.98	7.65	✔️	15.97	1.29	10.61	✔️	—	✔️	0.08	✔️	3	1-Low	Low Risk
<i>percentile rank</i>			42	61	35	1												
<i># of funds in category</i>			244	218	190	10									08-31-2023	02-15-2022	12-31-2022	
Vanguard Target Retirement 2065 Fund	VLVX	Target Date	18.47	5.93	5.97	—	✔️	15.98	1.29	6.22	✔️	—	✔️	0.08	✔️	3	1-Low	Low Risk
<i>percentile rank</i>			55	56	50	—												
<i># of funds in category</i>			186	129	10	—									08-31-2023	02-15-2022	12-31-2022	

©2023 Morningstar Investment Management LLC. All Rights Reserved. Morningstar Investment Management LLC is a registered investment adviser and subsidiary of Morningstar, Inc. The services are either performed by Morningstar Investment Management or an affiliate. The data shown represents past performance which is no guarantee of future performance. The Morningstar name and logo are registered marks of Morningstar, Inc. This report is not complete without the accompanying disclosure. Please visit [https://fiduciaryservices.morningstar.com/Disclosures/Fiduciary\\_Services\\_Report\\_Disclosure.pdf](https://fiduciaryservices.morningstar.com/Disclosures/Fiduciary_Services_Report_Disclosure.pdf) to view these disclosures.



**RETIREMENT ACCUMULATION PLAN FOR****Screens Summary (Data as of 09-30-2023)**
 Fund Removed from Approved List

 Fund on Watch List

Name	Ticker	Asset Class	Trailing Performance and Risk				Management			Style	Expense		ESG Metrics					
			1 Yr	3 Yr	5 Yr	10 Yr	Pass/ Fail	Std Dev 3 Yr %	Beta 3 Yr %	Tenure	Pass/ Fail	Style Box	Pass/ Fail	Exp Ratio	Pass/ Fail	Sustain. Rating	Commit. Level	Carbon Risk
															Updated	Updated	Updated	
Vanguard Target Retirement 2070 Fund	VSVNX	Target Date	18.49	-	-	-	—	-	-	1.26		—		0.08		3	-	Low Risk
<i>percentile rank</i>			52	-	-	-												
<i># of funds in category</i>			186	129	10	-									08-31-2023	-	12-31-2022	
Vanguard Target Retirement Income Fund	VTINX	Target Date	7.02	-0.13	2.69	3.60		8.08	0.90	10.61		—		0.08		3	1-Low	-
<i>percentile rank</i>			50	49	30	29												
<i># of funds in category</i>			196	185	163	99									08-31-2023	02-15-2022	-	
<b>Balanced</b>																		
American Funds American Balanced R6	RLBGX	Moderate Allocation	12.47	4.68	5.76	7.63		11.88	0.97	24.76		—		0.25		2	1-Low	Low Risk
<i>percentile rank</i>			28	24	19	12												
<i># of funds in category</i>			894	831	784	577									08-31-2023	02-15-2022	12-31-2022	