
















WCHCD 457B PLAN

Screens Summary (Data as of 09-30-2023)

🔴 Fund Removed from Approved List 🟡 Fund on Watch List

Name	Ticker	Asset Class	Trailing Performance and Risk				Management			Style		Expense		ESG Metrics				
			1 Yr	3 Yr	5 Yr	10 Yr	Pass/ Fail	Std Dev 3 Yr %	Beta 3 Yr %	Tenure	Pass/ Fail	Style Box	Pass/ Fail	Exp Ratio	Sustain. Rating	Commit. Level	Carbon Risk	
US Stock																		
Vanguard 500 Index Admiral	VFIAX	Large Blend Index	21.57	10.11	9.88	11.87	✔	17.85	1.00	7.43	✔	🇺🇸	✔	0.04	✔	3	1-Low	Low Risk
<i>percentile rank</i>			30	32	20	9												
<i># of funds in category</i>			1,562	1,422	1,309	984									08-31-2023	02-15-2022	12-31-2022	
Vanguard Growth Index Admiral	VIGAX	Large Growth	28.10	6.75	11.94	13.56	✔	22.00	1.05	28.77	✔	🇺🇸	✔	0.05	✔	4	1-Low	Low Risk
<i>percentile rank</i>			23	34	14	16												
<i># of funds in category</i>			1,321	1,222	1,135	895									08-31-2023	02-15-2022	12-31-2022	
Vanguard Value Index Adm	VVIAX	Large Value	14.83	12.41	7.29	9.83	✔	16.90	0.95	28.77	✔	🇺🇸	✔	0.05	✔	2	1-Low	Medium Risk
<i>percentile rank</i>			50	42	32	13												
<i># of funds in category</i>			1,291	1,210	1,153	883									08-31-2023	02-15-2022	12-31-2022	
Vanguard Mid Cap Index Admiral	VIMAX	Mid-Cap Blend	12.61	7.26	6.49	9.05	✔	19.36	0.99	25.38	✔	🇺🇸	✔	0.05	✔	3	1-Low	Medium Risk
<i>percentile rank</i>			68	81	28	17												
<i># of funds in category</i>			456	421	392	269									08-31-2023	02-15-2022	12-31-2022	
Vanguard Small Cap Growth Index Admiral	VSGAX	Small Growth	10.57	0.42	3.32	7.31	✔	21.75	0.93	18.76	✔	🇺🇸	✔	0.07	✔	4	1-Low	Medium Risk
<i>percentile rank</i>			39	66	54	61												
<i># of funds in category</i>			617	586	547	420									08-31-2023	02-15-2022	12-31-2022	
Vanguard Small Cap Value Index Admiral	VSIAX	Small Value	13.93	15.32	4.92	8.14	✔	21.67	0.92	7.43	✔	🇺🇸	✔	0.07	✔	4	1-Low	Medium Risk
<i>percentile rank</i>			53	55	41	14												
<i># of funds in category</i>			507	469	439	346									08-31-2023	02-15-2022	12-31-2022	
Non-US Stock																		
JPMorgan Emerging Markets Equity R6	JEMWX	Diversified Emerging Mkts	10.05	-6.92	2.05	-	✔	20.00	1.07	18.09	✔	🇺🇸	✔	0.79	✔	5	2-Basic	Low Risk
<i>percentile rank</i>			76	92	34	-												
<i># of funds in category</i>			853	753	682	417									08-31-2023	02-15-2022	12-31-2022	
American Funds Intl Gr and Inc R6	RIGGX	Foreign Large Blend	24.55	5.67	3.85	3.69	✔	18.68	1.06	15.01	✔	🇺🇸	✔	0.54	✔	2	1-Low	Low Risk
<i>percentile rank</i>			40	29	19	47												
<i># of funds in category</i>			800	746	686	460									08-31-2023	02-15-2022	12-31-2022	
Vanguard Developed Markets Index Admiral	VTMGX	Foreign Large Blend Index	24.01	5.32	3.17	4.01	✔	19.09	1.09	10.61	✔	🇺🇸	✔	0.07	✔	2	1-Low	Low Risk
<i>percentile rank</i>			48	38	35	30												
<i># of funds in category</i>			800	746	686	460									08-31-2023	02-15-2022	12-31-2022	
Alternative																		
Vanguard Real Estate Index Admiral	VGLSX	Real Estate	-1.27	2.33	2.44	5.51	✔	20.72	1.01	27.40	✔	—	✔	0.12	✔	3	1-Low	Low Risk
<i>percentile rank</i>			63	74	56	49												
<i># of funds in category</i>			271	248	230	166									08-31-2023	02-15-2022	12-31-2022	
Fixed Income																		
BlackRock Inflation Protected Bond K	BPLBX	Inflation-Protected Bond	1.48	-1.78	2.27	1.62	✔	7.01	1.02	6.63	✔	—	—	0.51	✔	3	—	—
<i>percentile rank</i>			52	46	33	26												
<i># of funds in category</i>			241	224	220	158									08-31-2023	—	—	

WCHCD 457B PLAN**Screens Summary (Data as of 09-30-2023)**
 Fund Removed from Approved List
  Fund on Watch List

Name	Ticker	Asset Class	Trailing Performance and Risk						Management			Style		Expense		ESG Metrics		
			1 Yr	3 Yr	5 Yr	10 Yr	Pass/ Fail	Std Dev 3 Yr %	Beta 3 Yr %	Tenure Yr %	Pass/ Fail	Style Box	Pass/ Fail	Exp Ratio	Pass/ Fail	Sustain. Rating	Commit. Level	Carbon Risk
															Updated	Updated	Updated	
Vanguard Interm-Term Bond Index Adm	VBILX	Intermediate-Term Bond	1.11	-5.40	0.72	1.56		6.81	1.09	15.44			—	0.07		3	1-Low	—
<i>percentile rank</i>			31	70	12	10												
<i># of funds in category</i>			529	477	437	321									08-31-2023	02-15-2022	—	
PIMCO Income Instl	PIMIX	Multisector Bond	6.76	0.67	2.37	4.00		5.77	0.84	16.52		—	—	0.62		4	—	—
<i>percentile rank</i>			26	25	18	1												
<i># of funds in category</i>			364	333	280	178									08-31-2023	—	—	
Federated Hermes Govt Ultrashort IS	FGUSX	Ultrashort Bond	3.98	1.20	1.54	1.10		0.67	0.05	26.24		—	—	0.26		—	—	—
<i>percentile rank</i>			91	74	77	70												
<i># of funds in category</i>			243	216	192	107												
Balanced																		
BlackRock Global Allocation K	MKLOX	Global Allocation	8.96	1.09	4.04	—		12.52	0.97	6.75				0.76		3	—	Low Risk
<i>percentile rank</i>			68	75	24	—												
<i># of funds in category</i>			427	411	395	287									08-31-2023	—	09-30-2022	