

American Funds American Balanced R6 RLBGX

Morningstar Category
Moderate Allocation

Morningstar Index
Morningstar US Mod Tgt Alloc NR USD

Portfolio Manager(s)

- Hilda Applbaum since 01-1999
- Alan Berro since 03-2006
- Paul Benjamin since 07-2014
- Alan Wilson since 01-2016
- John Queen since 07-2016
- Pramod Atluri since 03-2018
- Mark Casey since 10-2019
- Ritchie Tuazon since 10-2020
- Mathews Cherian since 05-2021
- Jin Lee since 03-2023
- Chit Purani since 03-2023
- Irfan Furniturewala since 05-2023

Quantitative Screens

Performance: The fund has finished in the Moderate Allocation category's top three quartiles in 10 of the 10 years it's been in existence.

Management: The fund's management has been in place for 25.76 years.

Style: The fund has landed in its primary style box — Large Blend — 90 % of the time over the past three years.

Net Expense: The fund's expense ratio of 0.25 is 75.73% lower than the Moderate Allocation category average.

Morningstar Investment Management LLC Analysis

This fund passes all of Morningstar Investment Management's quantitative screens. Morningstar Investment Management has also assessed the fund from a qualitative perspective and, as a fiduciary, is comfortable recommending the fund's use in retirement plans.

ESG Metrics

Metric	Rating	Updated
Sustainability Rating	3	08-31-2024
Carbon Risk Score	Low Risk	12-31-2022
ESG Commitment	1-Low	02-15-2022

Growth of \$10,000



Trailing Performance



Net Expense



Peer group is a subset of the category and includes funds with the same management style (active vs. passive) and similar share class characteristics.

3-Year Risk Metrics

Metric	Fund	Bmark	Cat
Alpha	1.80	-	-0.52
Beta	0.97	-	0.98
R-Squared	96.82	-	94.15
Standard Deviation	12.13	12.26	12.36
Sharpe Ratio	0.33	0.19	0.13
Tracking Error	2.19	-	2.79
Information Ratio	0.80	-	-0.37
Up Capture Ratio	105.70	-	97.43
Down Capture Ratio	96.92	-	100.97

Portfolio Metrics

Metric	Fund	Bmark	Cat
Price/Earnings Ratio	25.22	23.30	23.35
Price/Book Ratio	4.37	3.40	3.53
Avg Eff Duration	5.98	5.94	5.14

American Funds American Balanced R6 RLBGX

Morningstar Category
Moderate Allocation

Morningstar Index
Morningstar US Mod Tgt Alloc NR USD

Style Analysis as of 09-30-2024

Morningstar Style Box™



Style Breakdown



Asset Allocation as of 09-30-2024



Sector Weighting as of 09-30-2024



Top 10 Holdings as of 09-30-2024

Name	Maturity Date	% Net Asset	Cumulative %	YTD Return %	Morningstar Sector
Capital Group Central Cash Fund	—	6.14	6.14	—	—
Broadcom Inc	—	4.68	10.82	55.95	Technology
Microsoft Corp	—	3.45	14.27	15.03	Technology
Cap Grp Cent Fd Ser Ii	—	2.92	17.19	—	—
UnitedHealth Group Inc	—	2.10	19.29	12.21	Healthcare
Meta Platforms Inc Class A	—	2.08	21.37	62.15	Communication Svc
Philip Morris International Inc	—	1.88	23.26	33.24	Consumer Defensive
Cash And Other Assets Less Liabilities	—	1.85	25.11	—	—
Taiwan Semiconductor Manufacturing Co Ltd ADR	—	1.81	26.92	68.64	Technology
Alphabet Inc Class C	—	1.68	28.60	18.92	Communication Svc

Total Holdings 3159

⊕ Increase ⊖ Decrease ✨ New to Portfolio

American Funds Intl Gr and Inc R6 RIGGX

Morningstar Category
Foreign Large Blend

Morningstar Index
MSCI ACWI Ex USA NR USD

Portfolio Manager(s)

Steven Watson since 10-2008
 Andrew Suzman since 10-2008
 Patrice Collette since 09-2010
 Leo Hee since 07-2015
 Michael Cohen since 07-2018
 Lisa Thompson since 09-2018
 Barbara Burtin since 09-2024
 Bobby Chada since 09-2024

Quantitative Screens

✔ **Performance:** The fund has finished in the Foreign Large Blend category's top three quartiles in 8 of the 10 years it's been in existence.

✔ **Management:** The fund's management has been in place for 16.01 years.

✔ **Style:** The fund has landed in its primary style box — Large Blend — 100 % of the time over the past three years.

✔ **Net Expense:** The fund's expense ratio of 0.54 is 34.94% lower than the Foreign Large Blend category average.

Morningstar Investment Management LLC Analysis

This fund passes all of Morningstar Investment Management's quantitative screens. Morningstar Investment Management has also assessed the fund from a qualitative perspective and, as a fiduciary, is comfortable recommending the fund's use in retirement plans.

ESG Metrics

Metric	Rating	Updated
Sustainability Rating	3	08-31-2024
Carbon Risk Score	Low Risk	12-31-2022
ESG Commitment	1-Low	02-15-2022

Growth of \$10,000



Trailing Performance



Net Expense



Peer group is a subset of the category and includes funds with the same management style (active vs. passive) and similar share class characteristics.

3-Year Risk Metrics

Metric	Fund	Bmark	Cat
Alpha	0.24	-	-0.05
Beta	0.99	-	1.02
R-Squared	94.18	-	92.90
Standard Deviation	16.70	16.34	17.33
Sharpe Ratio	0.11	0.10	0.10
Tracking Error	4.03	-	4.62
Information Ratio	0.04	-	0.00
Up Capture Ratio	102.01	-	105.97
Down Capture Ratio	101.60	-	107.27

Portfolio Metrics

Metric	Fund	Bmark	Cat
Price/Earnings Ratio	15.71	15.78	15.57
Price/Book Ratio	1.84	1.85	1.89
Geom Avg Mkt Cap \$B	57.70	52.84	63.57
ROE	18.74	16.65	18.70

American Funds Intl Gr and Inc R6 RIGGX

Morningstar Category
Foreign Large Blend

Morningstar Index
MSCI ACWI Ex USA NR USD

Style Analysis as of 09-30-2024

Morningstar Style Box™



Style Breakdown



Asset Allocation as of 09-30-2024



Asset Class	Net %	Cat%
US Stocks	4.96	3.83
Non-US Stocks	90.18	93.48
Bonds	0.12	0.55
Cash	4.53	0.63
Other	0.21	1.53
Total	100.00	100.00

Sector Weighting as of 09-30-2024



World Regions % Equity 09-30-2024



Region	Fund %	Cat %	Region	Fund %	Cat %	Region	Fund %	Cat %	Market Maturity	Fund %
Greater Asia	29.98	34.59	Americas	12.63	8.81	Greater Europe	57.38	56.59	Developed Markets	86.75
Japan	6.83	18.85	North America	9.78	7.75	United Kingdom	14.16	13.90	Emerging Markets	13.25
Australasia	0.44	4.68	Central/Latin	2.85	1.06	W euro-ex UK	42.35	41.71	Not Available	0.00
Asia-4 Tigers	12.74	6.46				Emrgng Europe	0.00	0.12		
Asia-ex 4 Tigers	9.97	4.60				Africa	0.87	0.86		
Not Classified	0.00	0.00								

Top 10 Holdings as of 09-30-2024

Name	% Net Asset	Cumulative %	YTD Return %	Morningstar Sector
Capital Group Central Cash M	4.75	4.75	-	-
Taiwan Semiconductor Manufacturing Co Ltd	4.07	8.82	-	Technology
Novo Nordisk AS Class B	2.50	11.31	-	Healthcare
AstraZeneca PLC	2.10	13.41	11.52	Healthcare
ASML Holding NV	1.98	15.40	10.07	Technology
TotalEnergies SE	1.93	17.33	-0.06	Energy
MediaTek Inc	1.67	18.99	-	Technology
BAE Systems PLC	1.61	20.60	13.10	Industrials
British American Tobacco PLC	1.39	21.99	26.36	Consumer Defensive
Tencent Holdings Ltd	1.39	23.38	-	Communication Svc

Total Holdings 251

⊕ Increase ⊖ Decrease ✨ New to Portfolio

Baird Aggregate Bond Inst BAGIX

Morningstar Category
Intermediate Core Bond

Morningstar Index
Bloomberg US Agg Bond TR USD

Portfolio Manager(s)

- M. Sharon deGuzman since 09-2000
- Mary Ellen Stanek since 09-2000
- Charles Groeschell since 09-2000
- Warren Pierson since 09-2000
- Meghan Dean since 05-2019
- Jay Schwister since 05-2019
- Jeffrey Schrom since 05-2019
- Patrick Brown since 05-2021
- Abhishek Pulakanti since 05-2022
- Andrew O'Connell since 05-2022

Quantitative Screens

✔ **Performance:** The fund has finished in the Intermediate Core Bond category's top three quartiles in 10 of the 10 years it's been in existence.

✔ **Management:** The fund's management has been in place for 24.02 years.

Style Consistency is not calculated for Fixed Income funds.

✔ **Net Expense:** The fund's expense ratio of 0.3 is 40% lower than the Intermediate Core Bond category average.

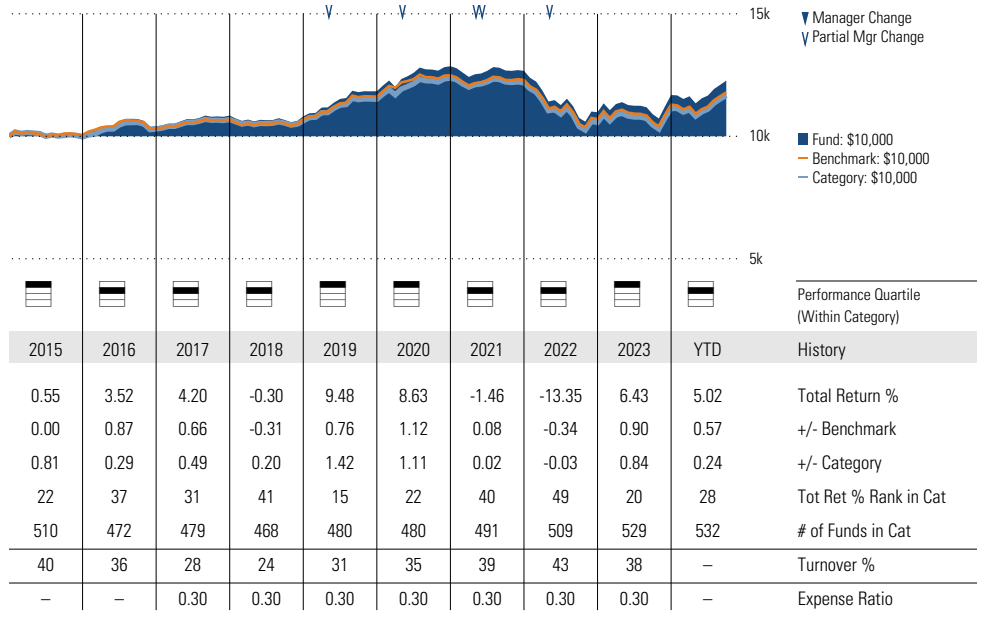
Morningstar Investment Management LLC Analysis

This fund passes all of Morningstar Investment Management's quantitative screens. Morningstar Investment Management has also assessed the fund from a qualitative perspective and, as a fiduciary, is comfortable recommending the fund's use in retirement plans.

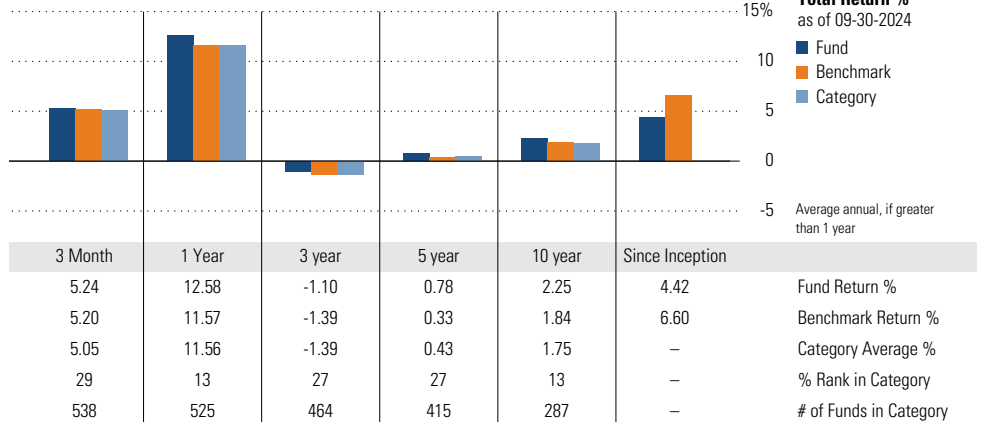
ESG Metrics

Metric	Rating	Updated
Sustainability Rating	4	08-31-2024
ESG Commitment	1-Low	02-15-2022

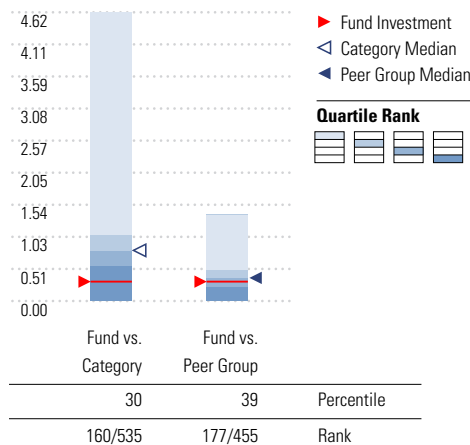
Growth of \$10,000



Trailing Performance



Net Expense



Peer group is a subset of the category and includes funds with the same management style (active vs. passive) and similar share class characteristics.

3-Year Risk Metrics

Metric	Fund	Bmark	Cat
Alpha	0.32	-	-0.09
Beta	1.01	-	0.98
R-Squared	99.65	-	98.10
Standard Deviation	7.74	7.63	7.55
Sharpe Ratio	-0.61	-0.66	-0.68
Tracking Error	0.47	-	0.96
Information Ratio	0.62	-	-0.25
Up Capture Ratio	101.71	-	97.06
Down Capture Ratio	98.89	-	98.03

Portfolio Metrics

Metric	Fund	Bmark	Cat
Avg Eff Duration	6.13	4.43	5.88
Avg Eff Maturity	8.23	-	8.21

Baird Aggregate Bond Inst BAGIX

Morningstar Category
Intermediate Core Bond

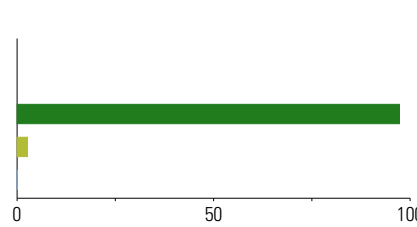
Morningstar Index
Bloomberg US Agg Bond TR USD

Style Analysis as of 09-30-2024

Style Breakdown



Asset Allocation as of 09-30-2024



Asset Class	Net %	Cat%
US Stocks	0.00	0.62
Non-US Stocks	0.00	0.23
Bonds	97.30	97.45
Cash	2.64	-0.01
Other	0.07	1.70
Total	100.00	100.00

Credit Rating Breakdown

	Fund	Bmark	Cat
AAA	62.90	3.53	24.71
AA	3.20	74.59	39.01
A	12.20	10.82	22.22
BBB	21.50	8.32	12.31
BB	0.20	0.28	0.62
B	0.00	0.00	0.33
Below B	0.00	0.00	0.12
Not Rated	0.00	2.46	0.68

Sector Weighting as of 09-30-2024



Top 10 Holdings as of 09-30-2024

Name	Maturity Date	% Net Asset	Cumulative %	Fixed Income Sector
United States Treasury Notes 1.13%	10-2026	3.43	3.43	-
⊕ First American Government Obligs U	02-2030	2.32	5.75	-
⊕ United States Treasury Bonds 3.88%	05-2043	1.79	7.54	-
United States Treasury Bonds 2.88%	05-2043	1.77	9.31	-
⊖ United States Treasury Bonds 2.5%	02-2045	1.73	11.04	-
United States Treasury Bonds 2.38%	02-2042	1.57	12.61	-
United States Treasury Bonds 2.88%	05-2052	1.55	14.15	-
⊖ United States Treasury Notes 2.38%	03-2029	1.53	15.68	-
United States Treasury Bonds 3.38%	08-2042	1.49	17.17	-
⊖ United States Treasury Notes 4%	01-2031	1.25	18.42	-

Total Holdings 1828

⊕ Increase ⊖ Decrease ✱ New to Portfolio

DFA US Core Equity 1 I DFEQX

Morningstar Category
Large Blend

Morningstar Index
S&P 500 TR USD

Portfolio Manager(s)

Jed Fogdall since 02-2012

John Hertzler since 02-2022

Allen Pu since 02-2024

Quantitative Screens

✔ **Performance:** The fund has finished in the Large Blend category's top three quartiles in 10 of the 10 years it's been in existence.

✔ **Management:** The fund's management has been in place for 12.6 years.

✔ **Style:** The fund has landed in its primary style box — Large Blend — 100 % of the time over the past three years.

✔ **Net Expense:** The fund's expense ratio of 0.15 is 79.45% lower than the Large Blend category average.

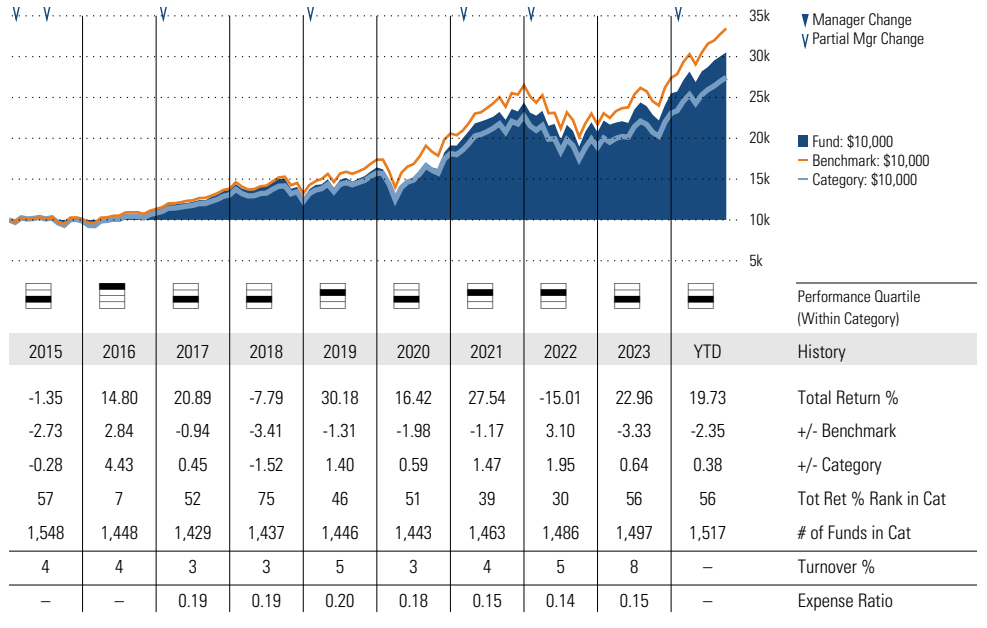
Morningstar Investment Management LLC Analysis

This fund passes all of Morningstar Investment Management's quantitative screens. Morningstar Investment Management has also assessed the fund from a qualitative perspective and, as a fiduciary, is comfortable recommending the fund's use in retirement plans.

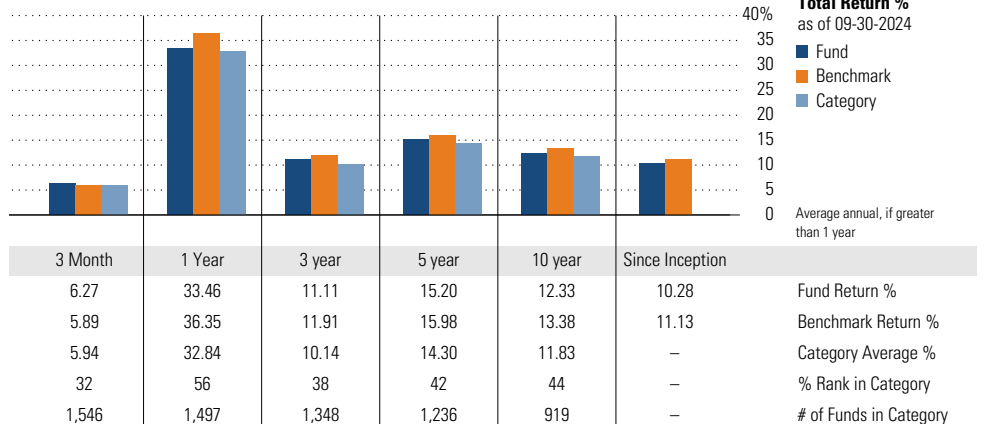
ESG Metrics

Metric	Rating	Updated
Sustainability Rating	2	08-31-2024
Carbon Risk Score	Medium Risk	12-31-2022

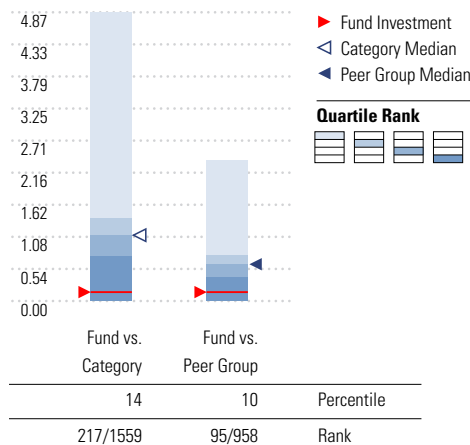
Growth of \$10,000



Trailing Performance



Net Expense



Peer group is a subset of the category and includes funds with the same management style (active vs. passive) and similar share class characteristics.

3-Year Risk Metrics

	Fund	Bmark	Cat
Alpha	-0.57	-	-1.07
Beta	0.99	-	0.94
R-Squared	96.69	-	94.38
Standard Deviation	17.63	17.53	16.95
Sharpe Ratio	0.47	0.52	0.42
Tracking Error	3.21	-	3.71
Information Ratio	-0.25	-	-1.34
Up Capture Ratio	96.80	-	92.03
Down Capture Ratio	98.67	-	96.37

Portfolio Metrics

	Fund	Bmark	Cat
Price/Earnings Ratio	23.05	27.50	26.80
Price/Book Ratio	3.75	4.80	5.15
Geom Avg Mkt Cap \$B	125.14	328.12	362.94
ROE	30.69	33.77	33.76

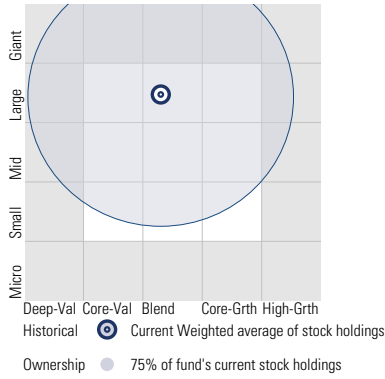
DFA US Core Equity 1 I DFEQX

Morningstar Category
Large Blend

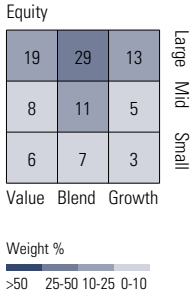
Morningstar Index
S&P 500 TR USD

Style Analysis as of 09-30-2024

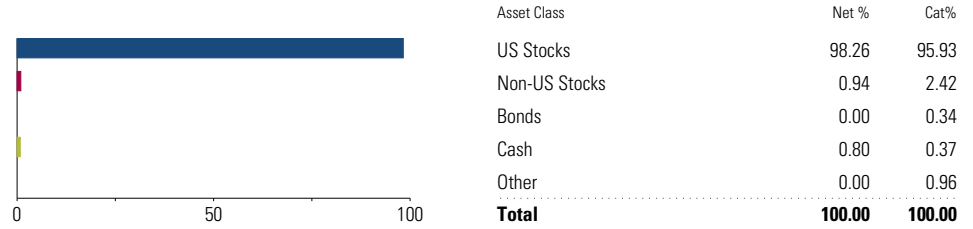
Morningstar Style Box™



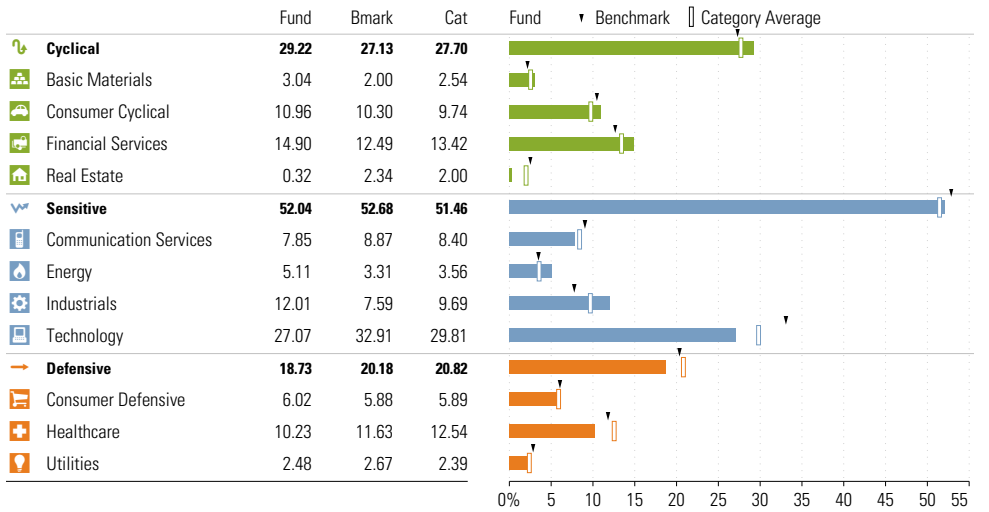
Style Breakdown



Asset Allocation as of 09-30-2024



Sector Weighting as of 09-30-2024



Top 15 Holdings as of 09-30-2024

Name	% Net Asset	Cumulative %	YTD Return %	Morningstar Sector
Apple Inc	5.16	5.16	21.40	Technology
NVIDIA Corp	5.05	10.21	145.27	Technology
Microsoft Corp	4.46	14.67	15.03	Technology
Amazon.com Inc	2.37	17.03	22.63	Consumer Cyclical
Meta Platforms Inc Class A	1.98	19.01	62.15	Communication Svc
Exxon Mobil Corp	1.38	20.39	20.09	Energy
Alphabet Inc Class A	1.33	21.73	19.01	Communication Svc
JPMorgan Chase & Co	1.29	23.01	25.93	Financial Services
Berkshire Hathaway Inc Class B	1.22	24.23	29.05	Financial Services
Eli Lilly and Co	1.21	25.44	52.65	Healthcare
Alphabet Inc Class C	1.19	26.62	18.92	Communication Svc
Broadcom Inc	0.92	27.54	55.95	Technology
UnitedHealth Group Inc	0.81	28.35	12.21	Healthcare
Future on E-mini S&P 500 Futures	0.79	29.14	-	-
Ssc Government Mm Gvmxx	0.78	29.91	-	-

Total Holdings 2441

⊕ Increase ⊖ Decrease ✨ New to Portfolio

Federated Hermes Govt Ultrashort R6 FGULX

Morningstar Category
Ultrashort Bond

Morningstar Index
Bloomberg US Agg Bond TR USD

Portfolio Manager(s)

Susan Hill since 07-1997
Liam O'Connell since 11-2010

Quantitative Screens

✔ **Performance:** The fund has finished in the Ultrashort Bond category's top three quartiles in 6 of the 8 years it's been in existence.

✔ **Management:** The fund's management has been in place for 27.24 years.

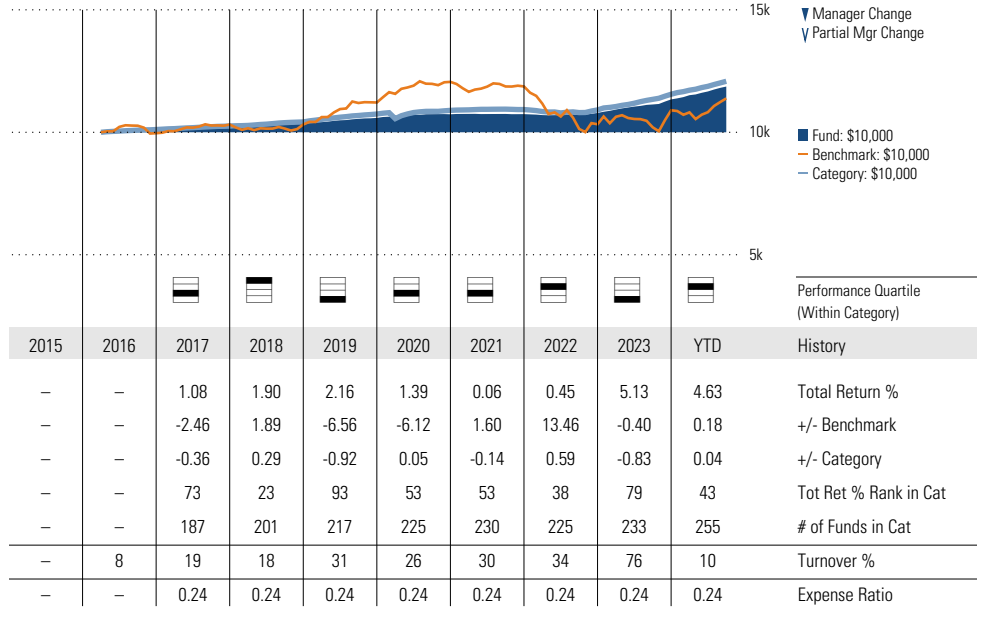
Style Consistency is not calculated for Fixed Income funds.

✔ **Net Expense:** The fund's expense ratio of 0.24 is 40% lower than the Ultrashort Bond category average.

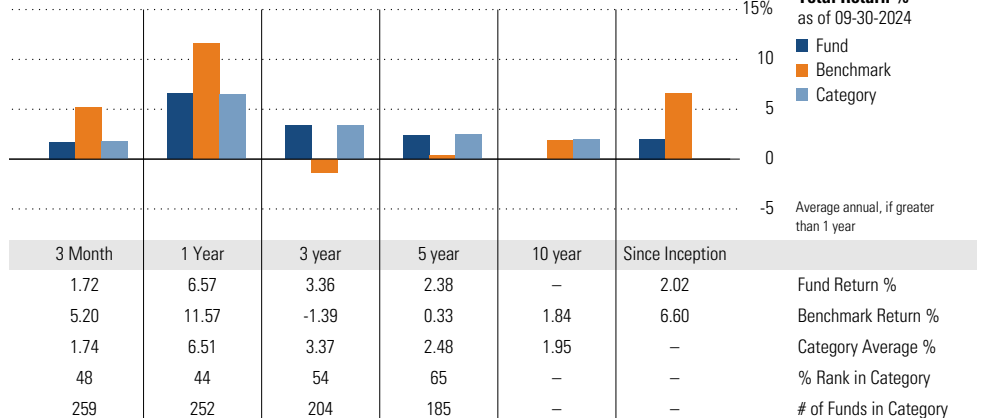
Morningstar Investment Management LLC Analysis

This fund passes all of Morningstar Investment Management's quantitative screens. Morningstar Investment Management has also assessed the fund from a qualitative perspective and, as a fiduciary, is comfortable recommending the fund's use in retirement plans.

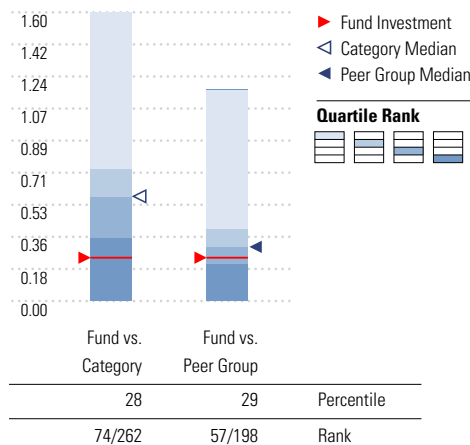
Growth of \$10,000



Trailing Performance



Net Expense



Peer group is a subset of the category and includes funds with the same management style (active vs. passive) and similar share class characteristics.

3-Year Risk Metrics

	Fund	Bmark	Cat
Alpha	3.41	-	3.45
Beta	0.09	-	0.10
R-Squared	50.48	-	34.61
Standard Deviation	0.96	7.63	1.27
Sharpe Ratio	-0.82	-0.66	-0.69
Tracking Error	6.98	-	6.98
Information Ratio	0.68	-	0.68
Up Capture Ratio	23.30	-	23.03
Down Capture Ratio	-8.54	-	-9.00

Portfolio Metrics

	Fund	Bmark	Cat
Avg Eff Duration	0.69	4.43	1.24
Avg Eff Maturity	-	-	1.90

Federated Hermes Govt Ultrashort R6 FGULX

Morningstar Category
Ultrashort Bond

Morningstar Index
Bloomberg US Agg Bond TR USD

Style Analysis as of 09-30-2024

Style Breakdown



Asset Allocation as of 09-30-2024

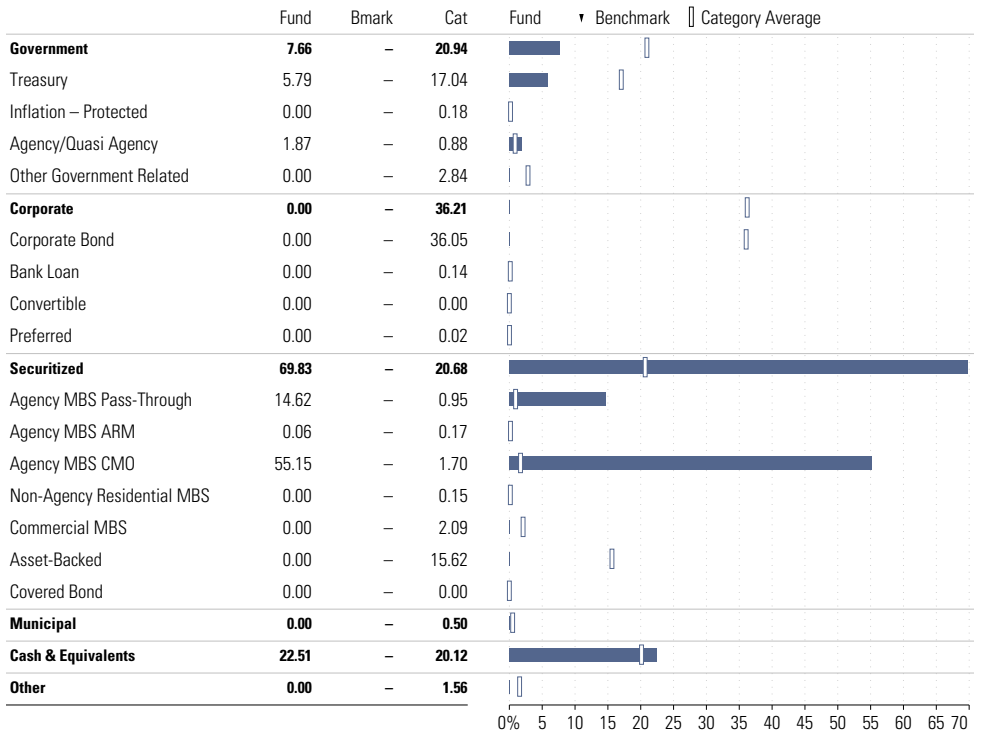


Asset Class	Net %	Cat%
US Stocks	0.00	4.20
Non-US Stocks	0.00	0.05
Bonds	73.84	66.89
Cash	26.16	28.72
Other	0.00	0.15
Total	100.00	100.00

Credit Rating Breakdown

	Fund	Bmark	Cat
AAA	100.00	3.53	39.54
AA	0.00	74.59	12.56
A	0.00	10.82	16.29
BBB	0.00	8.32	17.53
BB	0.00	0.28	2.42
B	0.00	0.00	1.19
Below B	0.00	0.00	0.39
Not Rated	0.00	2.46	10.08

Sector Weighting as of 09-30-2024



Top 10 Holdings as of 09-30-2024

Name	Maturity Date	% Net Asset	Cumulative %	Fixed Income Sector
⊕ Hsbc Repo 4 Repo	10-2024	10.78	10.78	-
⊕ Bank Of Montreal 6 Repo	10-2024	7.19	17.97	-
⊕ Repo Bank America Repo	10-2024	3.89	21.86	-
⊖ FEDERAL HOME LN MTG CORP MULTICLASS MTG PARTN CTFS GTD 6.0065%	04-2033	3.50	25.37	-
⊖ Government National Mortgage Association 6.19541%	03-2054	3.19	28.55	-
⊕ Government National Mortgage Association 6.5%	06-2054	2.79	31.35	-
⊖ FEDERAL HOME LN MTG CORP MULTICLASS MTG PARTN CTFS GTD 5.9065%	12-2032	2.75	34.10	-
FEDERAL HOME LN MTG CORP MULTICLASS MTG PARTN CTFS GTD 5.8565%	12-2032	2.57	36.67	-
⊖ Government National Mortgage Association 5.12871%	01-2073	2.50	39.18	-
⊖ FEDERAL HOME LN MTG CORP MULTICLASS MTG PARTN CTFS GTD 5.93012%	07-2053	2.16	41.34	-

Total Holdings 230

⊕ Increase ⊖ Decrease ✱ New to Portfolio

Vanguard FTSE Social Index Admiral VFTAX

Morningstar Category
Large Blend

Morningstar Index
S&P 500 TR USD

Portfolio Manager(s)

Gerard O'Reilly since 12-2015

Nick Birkett since 02-2023

Quantitative Screens

✔ **Performance:** The fund has finished in the Large Blend category's top three quartiles in 4 of the 5 years it's been in existence.

✔ **Management:** The fund's management has been in place for 8.78 years.

✘ **Style:** The fund has landed in its primary style box — Large Blend — 15.15 % of the time over the past three years.

✔ **Net Expense:** The fund's expense ratio of 0.14 is 80.82% lower than the Large Blend category average.

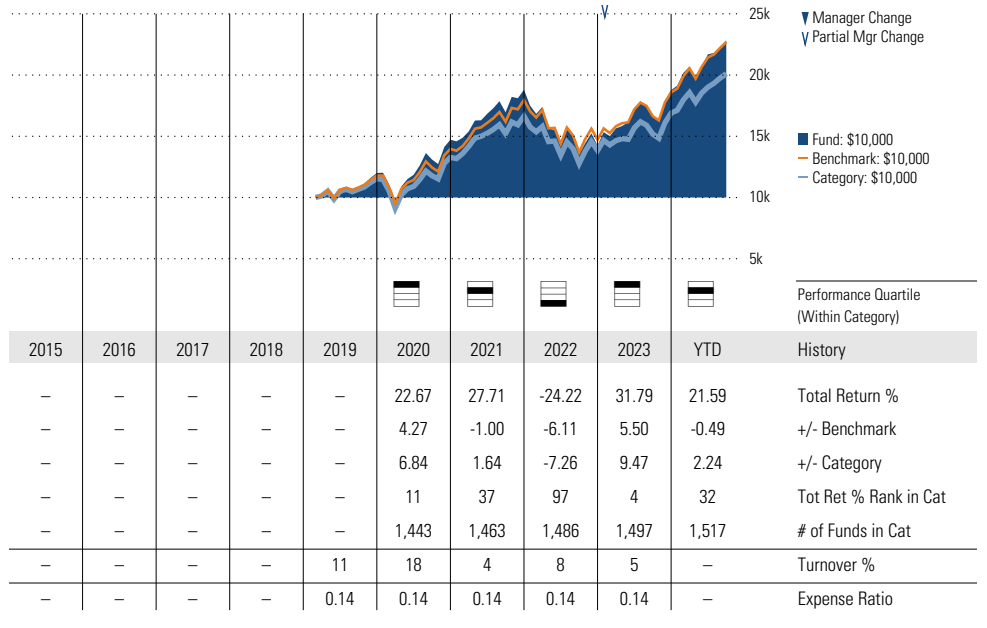
Morningstar Investment Management LLC Analysis

This fund fails our style consistency screen but because it is an index fund we do not regard the failure as significant.

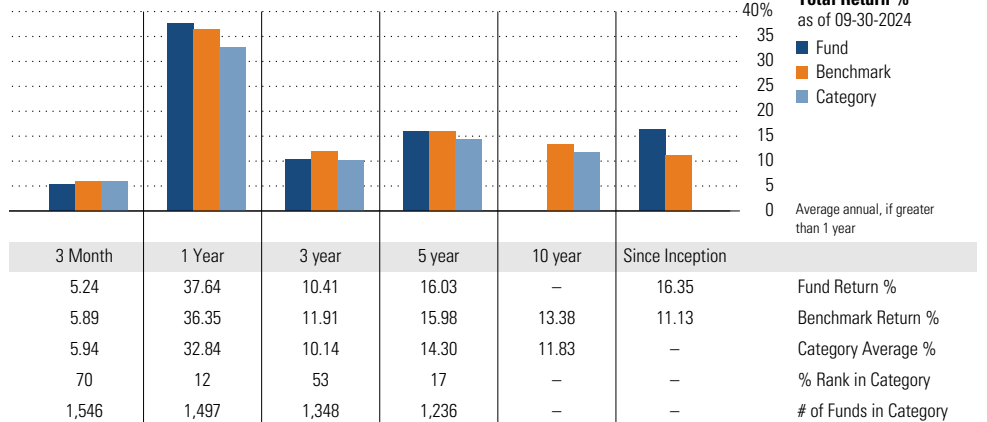
ESG Metrics

Metric	Rating	Updated
Sustainability Rating	4	08-31-2024
Carbon Risk Score	Low Risk	12-31-2022
ESG Commitment	2-Basic	02-15-2022

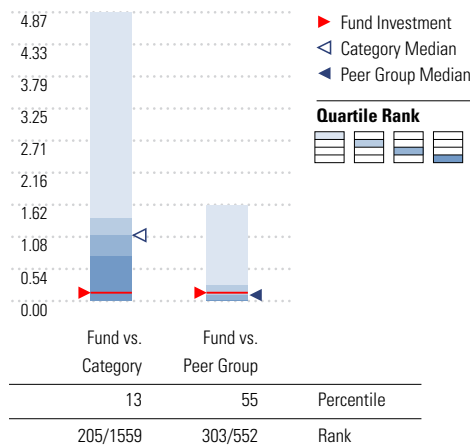
Growth of \$10,000



Trailing Performance



Net Expense



Peer group is a subset of the category and includes funds with the same management style (active vs. passive) and similar share class characteristics.

3-Year Risk Metrics

	Fund	Bmark	Cat
Alpha	-1.85	-	-1.07
Beta	1.05	-	0.94
R-Squared	98.38	-	94.38
Standard Deviation	18.59	17.53	16.95
Sharpe Ratio	0.42	0.52	0.42
Tracking Error	2.54	-	3.71
Information Ratio	-0.59	-	-1.34
Up Capture Ratio	101.62	-	92.03
Down Capture Ratio	108.80	-	96.37

Portfolio Metrics

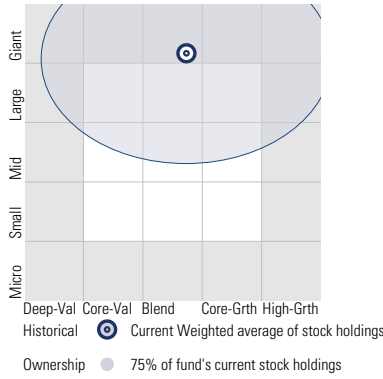
	Fund	Bmark	Cat
Price/Earnings Ratio	29.92	27.50	26.80
Price/Book Ratio	5.55	4.80	5.15
Geom Avg Mkt Cap \$B	361.16	328.12	362.94
ROE	35.40	33.77	33.76

Vanguard FTSE Social Index Admiral VFTAX

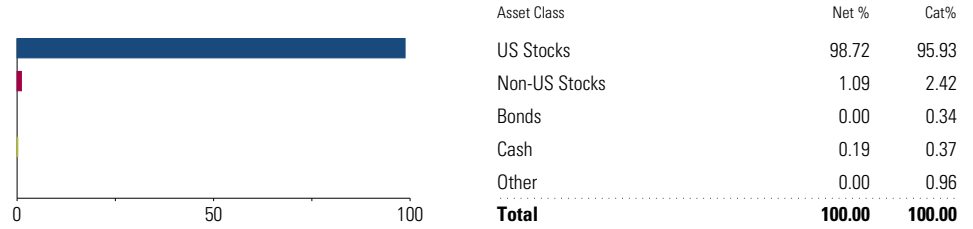
Morningstar Category
Large Blend

Morningstar Index
S&P 500 TR USD

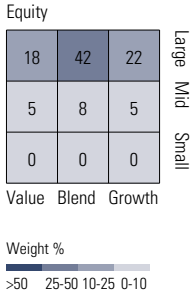
Style Analysis as of 09-30-2024
Morningstar Style Box™



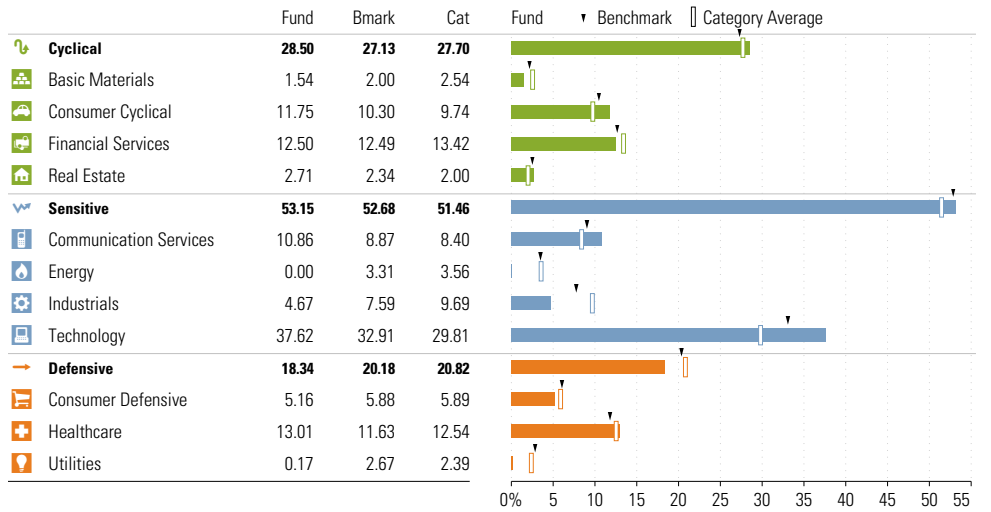
Asset Allocation as of 09-30-2024



Style Breakdown



Sector Weighting as of 09-30-2024



Top 15 Holdings as of 09-30-2024

Name	% Net Asset	Cumulative %	YTD Return %	Morningstar Sector
⊕ Apple Inc	8.13	8.13	21.40	Technology
⊕ Microsoft Corp	7.68	15.81	15.03	Technology
⊖ NVIDIA Corp	6.82	22.63	145.27	Technology
⊕ Amazon.com Inc	4.15	26.78	22.63	Consumer Cyclical
⊕ Meta Platforms Inc Class A	3.01	29.79	62.15	Communication Svc
⊕ Alphabet Inc Class A	2.34	32.13	19.01	Communication Svc
⊕ Alphabet Inc Class C	1.98	34.11	18.92	Communication Svc
⊕ Broadcom Inc	1.88	35.99	55.95	Technology
⊕ Tesla Inc	1.75	37.74	5.29	Consumer Cyclical
⊖ Eli Lilly and Co	1.70	39.44	52.65	Healthcare
⊕ JPMorgan Chase & Co	1.45	40.89	25.93	Financial Services
⊕ UnitedHealth Group Inc	1.29	42.18	12.21	Healthcare
⊕ Visa Inc Class A	1.04	43.22	6.21	Financial Services
⊕ Procter & Gamble Co	0.98	44.20	20.21	Consumer Defensive
⊕ Mastercard Inc Class A	0.98	45.18	16.24	Financial Services

Total Holdings 432

⊕ Increase ⊖ Decrease ✨ New to Portfolio

Vanguard Inflation-Protected Secs Adm VAIPX

Morningstar Category
Inflation-Protected Bond

Morningstar Index
Bloomberg US Treasury US TIPS TR USD

Portfolio Manager(s)

John Madziyire since 11-2021

Quantitative Screens

✔ **Performance:** The fund has finished in the Inflation-Protected Bond category's top three quartiles in 10 of the 10 years it's been in existence.

✘ **Management:** The fund's management team has been in place for less than three years.

Style Consistency is not calculated for Fixed Income funds.

✔ **Net Expense:** The fund's expense ratio of 0.1 is 85.07% lower than the Inflation-Protected Bond category average.

Morningstar Investment Management LLC Analysis

This fund fails the manager tenure screen; however, the current manager has earned results consistent with those of his predecessor.

ESG Metrics

Metric	Rating	Updated
Sustainability Rating	3	08-31-2024

Growth of \$10,000



Trailing Performance



Net Expense



Peer group is a subset of the category and includes funds with the same management style (active vs. passive) and similar share class characteristics.

3-Year Risk Metrics

	Fund	Bmark	Cat
Alpha	-0.05	-	-0.25
Beta	0.99	-	1.00
R-Squared	99.74	-	96.43
Standard Deviation	7.13	7.18	7.78
Sharpe Ratio	-0.59	-0.58	-0.60
Tracking Error	0.37	-	1.66
Information Ratio	-0.13	-	-0.49
Up Capture Ratio	99.32	-	98.55
Down Capture Ratio	99.84	-	101.62

Portfolio Metrics

	Fund	Bmark	Cat
Avg Eff Duration	6.70	4.52	5.50
Avg Eff Maturity	7.60	-	6.78

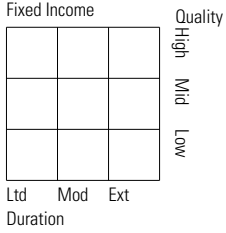
Vanguard Inflation-Protected Secs Adm VAIPX

Morningstar Category
Inflation-Protected Bond

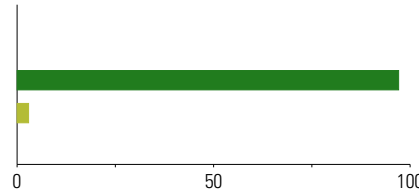
Morningstar Index
Bloomberg US Treasury US TIPS TR USD

Style Analysis as of 09-30-2024

Style Breakdown



Asset Allocation as of 09-30-2024



Asset Class	Net %	Cat%
US Stocks	0.00	0.28
Non-US Stocks	0.00	-0.08
Bonds	97.08	96.14
Cash	2.92	2.24
Other	0.00	1.43
Total	100.00	100.00

Credit Rating Breakdown

	Fund	Bmark	Cat
AAA	97.69	0.00	33.63
AA	0.00	99.60	62.08
A	0.00	0.00	0.83
BBB	0.00	0.00	0.96
BB	0.00	0.00	0.10
B	0.00	0.00	0.02
Below B	0.00	0.00	0.08
Not Rated	2.31	0.40	2.30

Sector Weighting as of 09-30-2024



Top 10 Holdings as of 09-30-2024

Name	Maturity Date	% Net Asset	Cumulative %	Fixed Income Sector
⊕ United States Treasury Notes	-	5.77	5.77	-
⊖ United States Treasury Notes	-	3.75	9.52	-
⊕ United States Treasury Notes	-	3.52	13.04	-
⊖ United States Treasury Notes	-	3.47	16.50	-
⊖ United States Treasury Notes	-	3.45	19.95	-
⊕ United States Treasury Notes	-	3.26	23.22	-
⊖ United States Treasury Notes	-	3.21	26.43	-
⊕ United States Treasury Notes	-	3.17	29.60	-
⊖ United States Treasury Notes	-	3.17	32.77	-
⊖ United States Treasury Notes	-	3.09	35.86	-

Total Holdings 60

⊕ Increase ⊖ Decrease ✱ New to Portfolio

Vanguard Mid Cap Index Admiral VIMAX

Morningstar Category
Mid-Cap Blend

Morningstar Index
Russell Mid Cap TR USD

Portfolio Manager(s)

Aurélie Denis since 02-2023

Aaron Choi since 08-2023

Quantitative Screens

✔ **Performance:** The fund has finished in the Mid-Cap Blend category's top three quartiles in 9 of the 10 years it's been in existence.

✘ **Management:** The fund's management team has been in place for less than three years.

✔ **Style:** The fund has landed in its primary style box — Mid-Cap Blend — 100 % of the time over the past three years.

✔ **Net Expense:** The fund's expense ratio of 0.05 is 94.05% lower than the Mid-Cap Blend category average.

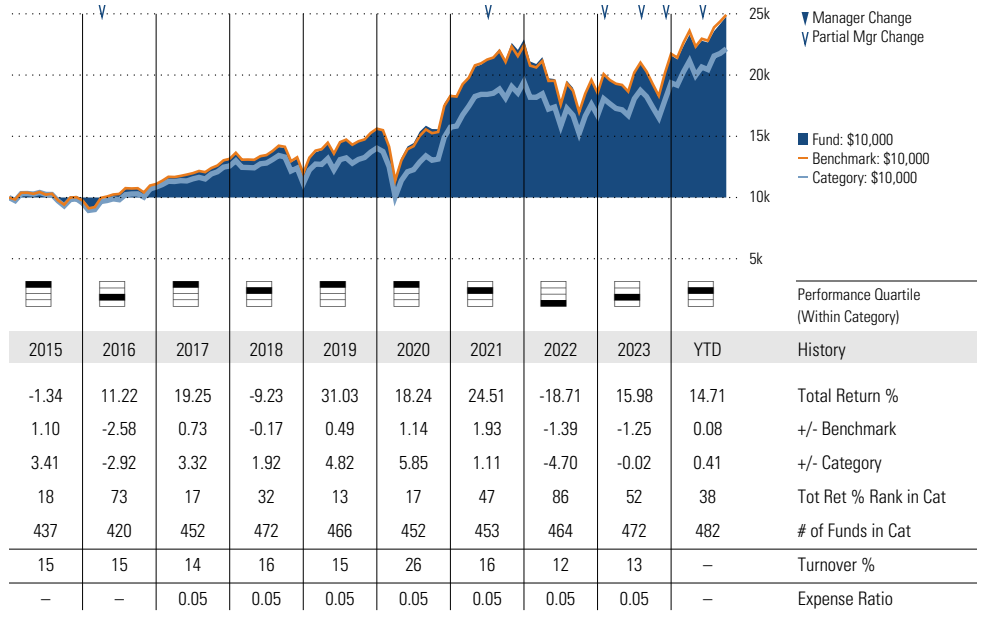
Morningstar Investment Management LLC Analysis

This fund fails the manager tenure screen due to the retirement of a long-serving manager. Since this is a team-managed index fund, we are not concerned about the change.

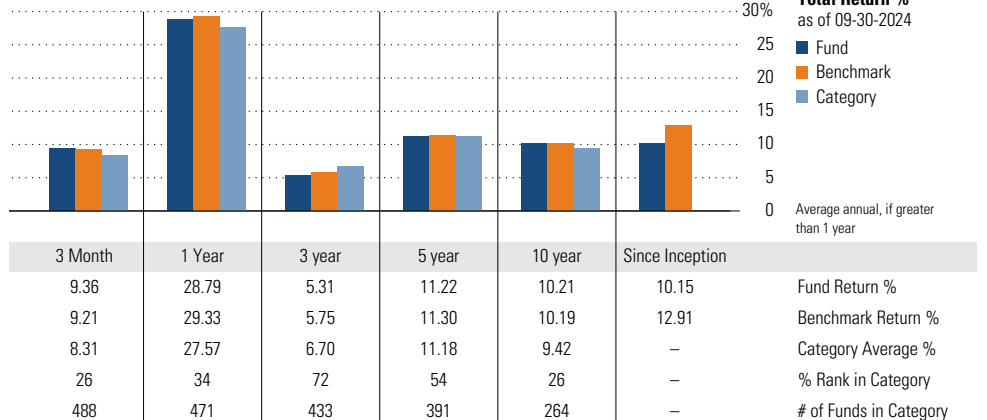
ESG Metrics

Metric	Rating	Updated
Sustainability Rating	4	08-31-2024
Carbon Risk Score	Medium Risk	12-31-2022
ESG Commitment	1-Low	02-15-2022

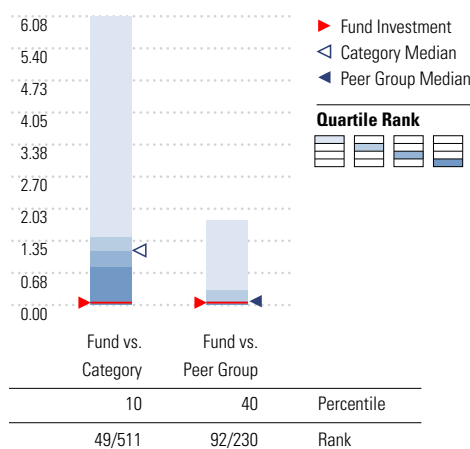
Growth of \$10,000



Trailing Performance



Net Expense



Peer group is a subset of the category and includes funds with the same management style (active vs. passive) and similar share class characteristics.

3-Year Risk Metrics

Metric	Fund	Bmark	Cat
Alpha	-0.35	-	0.41
Beta	0.98	-	0.96
R-Squared	99.52	-	93.56
Standard Deviation	19.35	19.65	19.58
Sharpe Ratio	0.17	0.19	0.20
Tracking Error	1.39	-	4.98
Information Ratio	-0.32	-	-0.02
Up Capture Ratio	97.52	-	96.88
Down Capture Ratio	98.72	-	95.85

Portfolio Metrics

Metric	Fund	Bmark	Cat
Price/Earnings Ratio	23.36	21.40	20.57
Price/Book Ratio	3.26	2.93	2.99
Geom Avg Mkt Cap \$B	33.97	21.38	13.88
ROE	19.80	18.85	21.87

Vanguard Mid Cap Index Admiral VIMAX

Morningstar Category

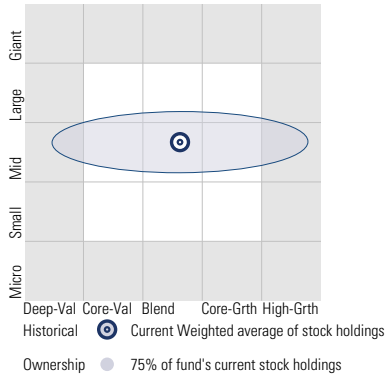
Mid-Cap Blend

Morningstar Index

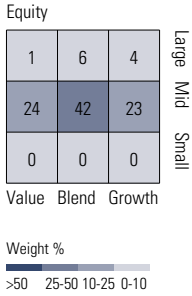
Russell Mid Cap TR USD

Style Analysis as of 09-30-2024

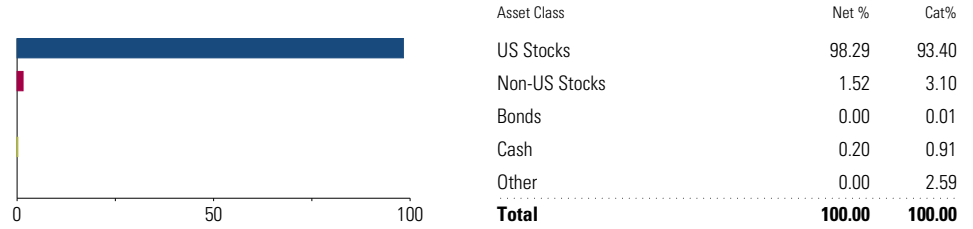
Morningstar Style Box™



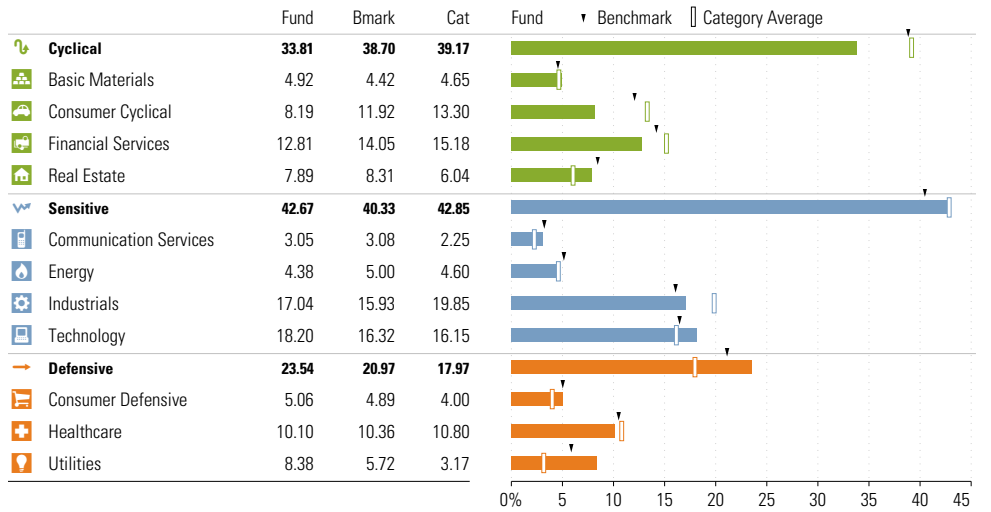
Style Breakdown



Asset Allocation as of 09-30-2024



Sector Weighting as of 09-30-2024



Top 15 Holdings as of 09-30-2024

Name	% Net Asset	Cumulative %	YTD Return %	Morningstar Sector
⊖ Constellation Energy Corp	0.99	0.99	-	Utilities
⊖ Amphenol Corp Class A	0.95	1.94	32.24	Technology
⊕ Welltower Inc	0.94	2.88	44.08	Real Estate
⊖ TransDigm Group Inc	0.92	3.80	41.08	Industrials
⊖ Palantir Technologies Inc Ordinary Shares - Class A	0.91	4.71	116.66	Technology
⊖ Motorola Solutions Inc	0.91	5.61	44.55	Technology
⊖ Cintas Corp	0.85	6.46	37.35	Industrials
⊖ Carrier Global Corp Ordinary Shares	0.83	7.30	40.77	Industrials
⊖ Arthur J. Gallagher & Co	0.74	8.04	25.92	Financial Services
⊖ Newmont Corp	0.74	8.78	30.95	Basic Materials
⊖ D.R. Horton Inc	0.68	9.46	26.12	Consumer Cyclical
⊖ Realty Income Corp	0.67	10.13	14.07	Real Estate
⊖ United Rentals Inc	0.65	10.77	42.06	Industrials
⊖ ONEOK Inc	0.64	11.42	34.01	Energy
⊕ Digital Realty Trust Inc	0.64	12.06	22.97	Real Estate

Total Holdings 316

⊕ Increase ⊖ Decrease ✨ New to Portfolio

Vanguard Small Cap Index Adm VSMAX

Morningstar Category
Small Blend

Morningstar Index
Russell 2000 TR USD

Portfolio Manager(s)

Gerard O'Reilly since 04-2016
Kenny Narzikul since 02-2023

Quantitative Screens

✔ **Performance:** The fund has finished in the Small Blend category's top three quartiles in 9 of the 10 years it's been in existence.

✔ **Management:** The fund's management has been in place for 8.43 years.

✔ **Style:** The fund has landed in its primary style box — Small Blend — 100 % of the time over the past three years.

✔ **Net Expense:** The fund's expense ratio of 0.05 is 94.79% lower than the Small Blend category average.

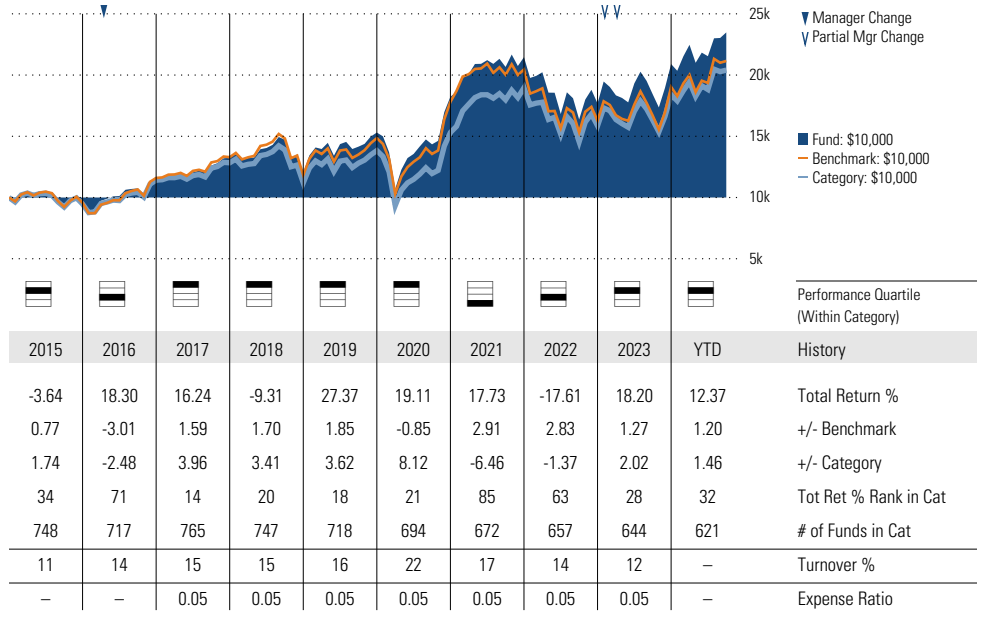
Morningstar Investment Management LLC Analysis

This fund passes all of Morningstar Investment Management's quantitative screens. Morningstar Investment Management has also assessed the fund from a qualitative perspective and, as a fiduciary, is comfortable recommending the fund's use in retirement plans.

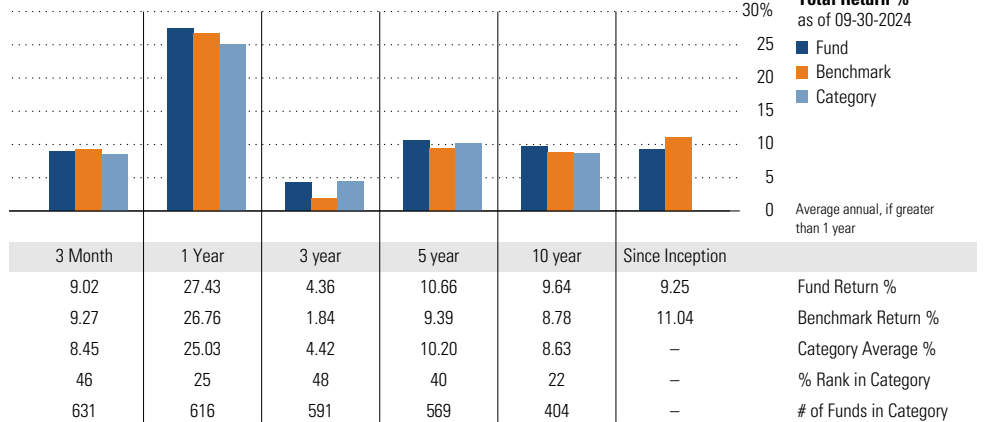
ESG Metrics

Metric	Rating	Updated
Sustainability Rating	4	08-31-2024
Carbon Risk Score	Medium Risk	12-31-2022
ESG Commitment	1-Low	02-15-2022

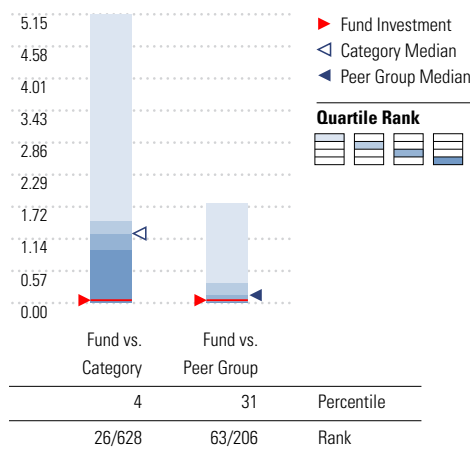
Growth of \$10,000



Trailing Performance



Net Expense



Peer group is a subset of the category and includes funds with the same management style (active vs. passive) and similar share class characteristics.

3-Year Risk Metrics

	Fund	Bmark	Cat
Alpha	2.48	-	2.41
Beta	0.92	-	0.91
R-Squared	97.17	-	94.44
Standard Deviation	21.07	22.51	21.09
Sharpe Ratio	0.12	0.02	0.12
Tracking Error	3.95	-	5.06
Information Ratio	0.64	-	0.25
Up Capture Ratio	99.01	-	97.03
Down Capture Ratio	91.36	-	89.74

Portfolio Metrics

	Fund	Bmark	Cat
Price/Earnings Ratio	19.27	17.16	18.51
Price/Book Ratio	2.46	1.99	2.37
Geom Avg Mkt Cap \$B	7.20	2.66	5.75
ROE	13.00	5.53	15.46

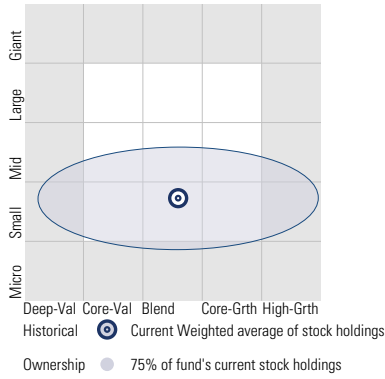
Vanguard Small Cap Index Adm VSMAX

Morningstar Category
Small Blend

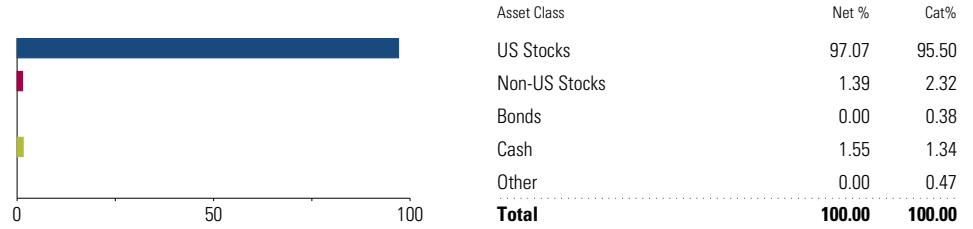
Morningstar Index
Russell 2000 TR USD

Style Analysis as of 09-30-2024

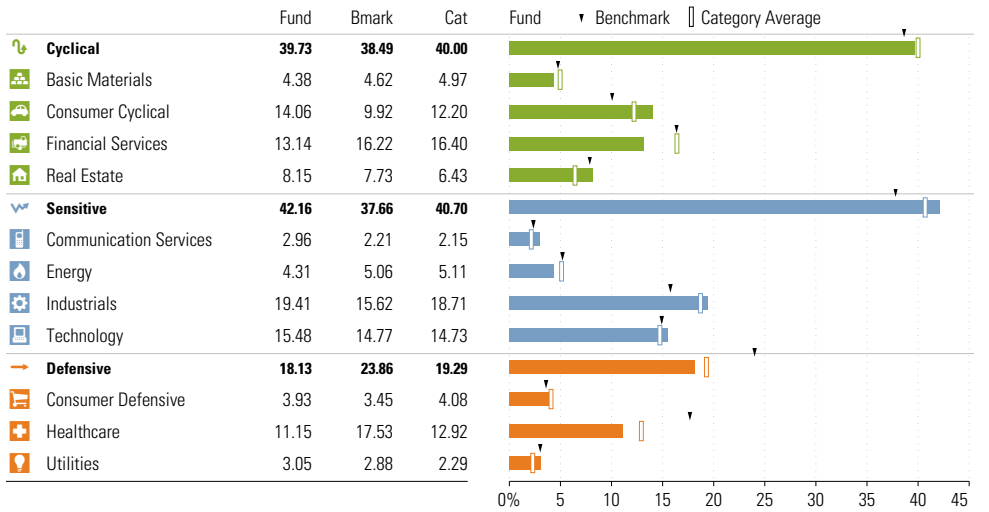
Morningstar Style Box™



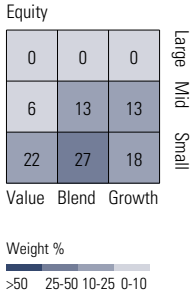
Asset Allocation as of 09-30-2024



Sector Weighting as of 09-30-2024



Style Breakdown



Top 15 Holdings as of 09-30-2024

Name	% Net Asset	Cumulative %	YTD Return %	Morningstar Sector
⊕ Slcmt1142	1.13	1.13	-	-
⊖ Axon Enterprise Inc	0.47	1.60	54.69	Industrials
⊖ Smurfit WestRock PLC	0.42	2.02	24.94	Consumer Cyclical
⊖ Deckers Outdoor Corp	0.40	2.41	43.13	Consumer Cyclical
⊖ Builders FirstSource Inc	0.37	2.78	16.13	Industrials
⊕ Atmos Energy Corp	0.35	3.13	21.76	Utilities
⊖ Booz Allen Hamilton Holding Corp Class A	0.34	3.47	28.44	Industrials
⊖ Carlisle Companies Inc	0.34	3.81	44.82	Industrials
⊖ PTC Inc	0.34	4.15	3.26	Technology
⊖ EMCOR Group Inc	0.33	4.48	100.16	Industrials
⊖ First Citizens BancShares Inc Class A	0.32	4.80	30.09	Financial Services
⊖ Williams-Sonoma Inc	0.32	5.12	55.12	Consumer Cyclical
⊖ Lennox International Inc	0.32	5.43	35.79	Industrials
⊖ NRG Energy Inc	0.31	5.74	78.57	Utilities
⊕ DraftKings Inc Ordinary Shares - Class A	0.29	6.03	11.21	Consumer Cyclical

Total Holdings 1386

⊕ Increase ⊖ Decrease ✨ New to Portfolio

Vanguard Target Retirement 2020 Fund VTWNX

Morningstar Category
Target-Date 2020

Morningstar Index
Morningstar Lifetime Mod 2020 TR USD

Portfolio Manager(s)

Walter Nejman since 02-2013
Aurélie Denis since 02-2023
Michael Roach since 02-2023
Roger Aliaga-Diaz since 02-2023

Quantitative Screens

✔ **Performance:** The fund has finished in the Target-Date 2020 category's top three quartiles in 10 of the 10 years it's been in existence.

✔ **Management:** The fund's management has been in place for 11.61 years.

✔ **Style:** The fund has landed in its primary style box — Large Blend — 100 % of the time over the past three years.

✔ **Net Expense:** The fund's expense ratio of 0.08 is 85.19% lower than the Target-Date 2020 category average.

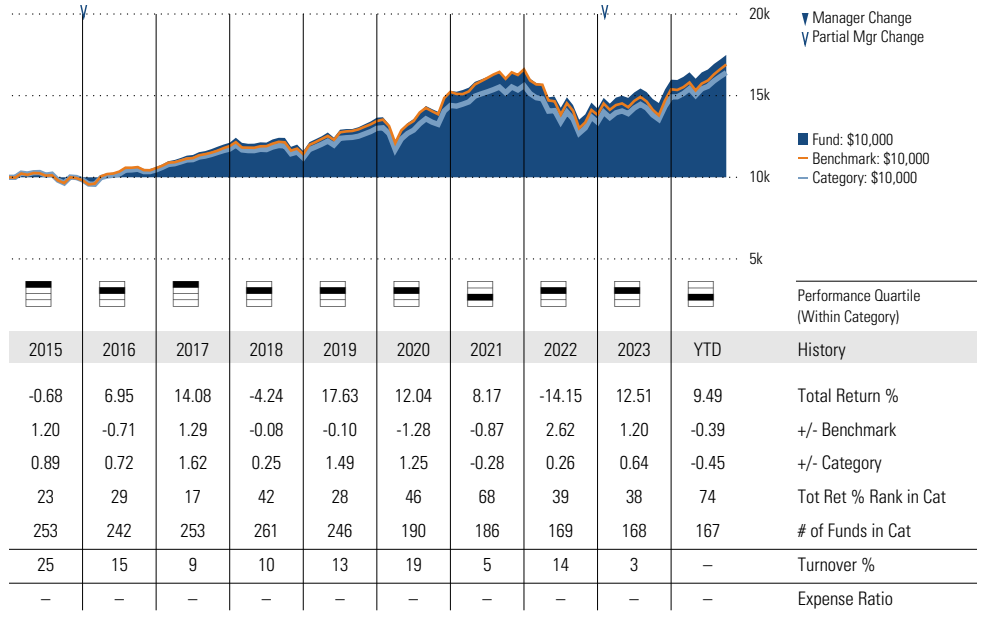
Morningstar Investment Management LLC Analysis

This fund passes all of Morningstar Investment Management's quantitative screens. Morningstar Investment Management has also assessed the fund from a qualitative perspective and, as a fiduciary, is comfortable recommending the fund's use in retirement plans.

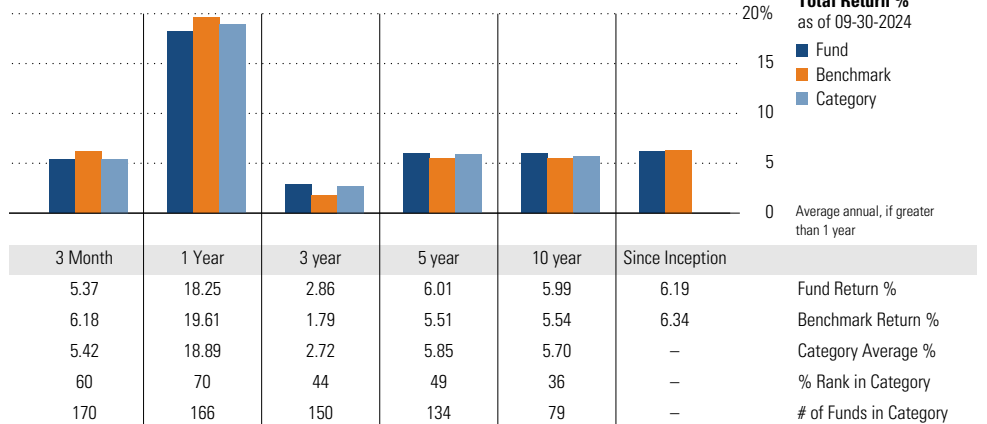
ESG Metrics

Metric	Rating	Updated
Sustainability Rating	3	08-31-2024
ESG Commitment	1-Low	02-15-2022

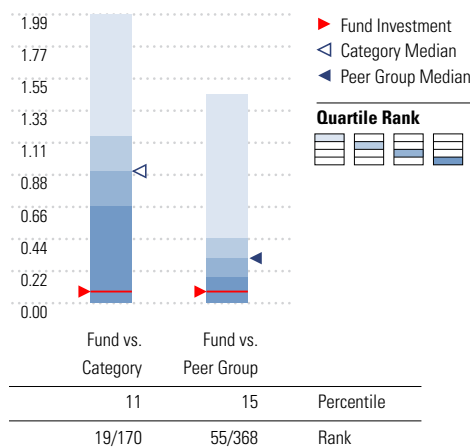
Growth of \$10,000



Trailing Performance



Net Expense



Peer group is a subset of the category and includes funds with the same management style (active vs. passive) and similar share class characteristics.

3-Year Risk Metrics

	Fund	Bmark	Cat
Alpha	1.22	-	1.08
Beta	0.86	-	0.89
R-Squared	98.95	-	98.59
Standard Deviation	10.20	11.83	10.58
Sharpe Ratio	-0.05	-0.12	-0.05
Tracking Error	1.98	-	1.91
Information Ratio	0.54	-	0.52
Up Capture Ratio	90.26	-	93.13
Down Capture Ratio	82.98	-	86.75

Portfolio Metrics

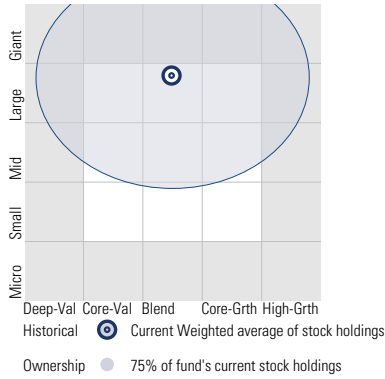
	Fund	Bmark	Cat
Price/Earnings Ratio	20.42	21.64	21.65
Price/Book Ratio	2.68	2.85	2.92
Avg Eff Duration	5.55	-	5.15

Vanguard Target Retirement 2020 Fund VTWNX

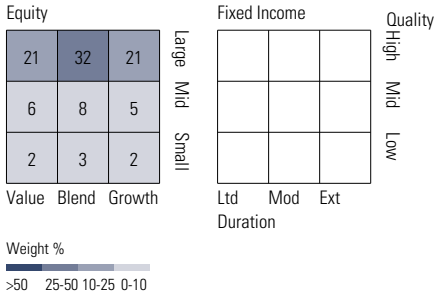
Morningstar Category
Target-Date 2020

Morningstar Index
Morningstar Lifetime Mod 2020 TR USD

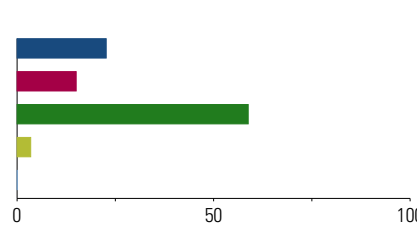
Style Analysis as of 09-30-2024
Morningstar Style Box™



Style Breakdown

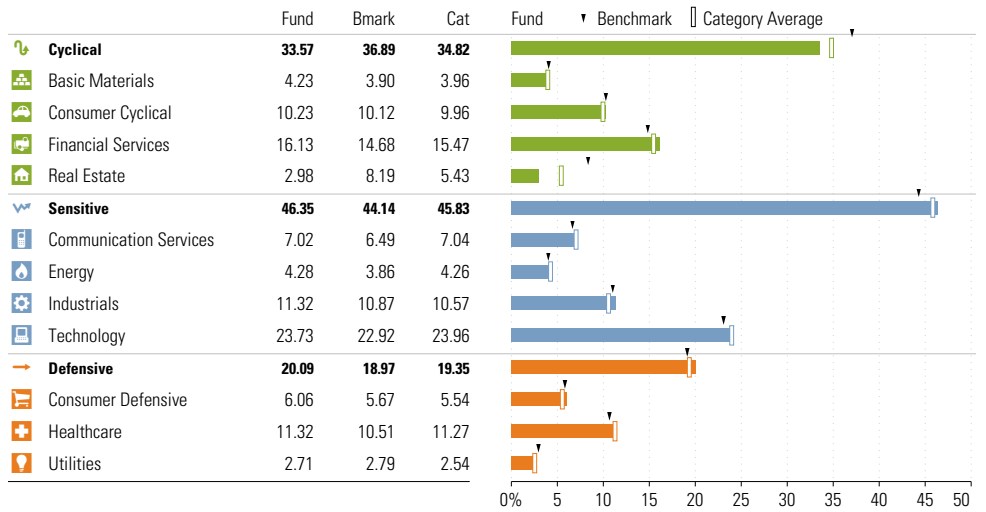


Asset Allocation as of 09-30-2024



Asset Class	Net %	Cat%
US Stocks	22.67	24.84
Non-US Stocks	15.03	12.88
Bonds	58.80	50.77
Cash	3.46	2.21
Other	0.05	9.30
Total	100.00	100.00

Sector Weighting as of 09-30-2024



Top 7 Holdings as of 09-30-2024

Name	Maturity Date	% Net Asset	Cumulative %	YTD Return %	Morningstar Sector
⊖ Vanguard Total Bond Market II Idx Inv	—	33.62	33.62	—	—
⊖ Vanguard Total Stock Mkt Idx Instl Pls	—	22.72	56.35	—	—
⊖ Vanguard Total Intl Stock Index Inv	—	15.39	71.74	—	—
⊕ Vanguard Total Intl Bd II Idx Instl	—	14.71	86.45	—	—
⊕ Vanguard Shrt-Term Infl-Prot Sec Idx Adm	—	12.93	99.38	—	—
⊖ Mktliq 12/31/2049	—	0.66	100.04	—	—
⊕ Us Dollar	—	0.04	100.08	—	—

Total Holdings 7

⊕ Increase ⊖ Decrease ✨ New to Portfolio

Vanguard Target Retirement 2025 Fund VTTVX

Morningstar Category
Target-Date 2025

Morningstar Index
Morningstar Lifetime Mod 2025 TR USD

Portfolio Manager(s)

Walter Nejman since 02-2013
Aurélie Denis since 02-2023
Michael Roach since 02-2023
Roger Aliaga-Diaz since 02-2023

Quantitative Screens

✔ **Performance:** The fund has finished in the Target-Date 2025 category's top three quartiles in 10 of the 10 years it's been in existence.

✔ **Management:** The fund's management has been in place for 11.61 years.

✔ **Style:** The fund has landed in its primary style box — Large Blend — 100 % of the time over the past three years.

✔ **Net Expense:** The fund's expense ratio of 0.08 is 85.71% lower than the Target-Date 2025 category average.

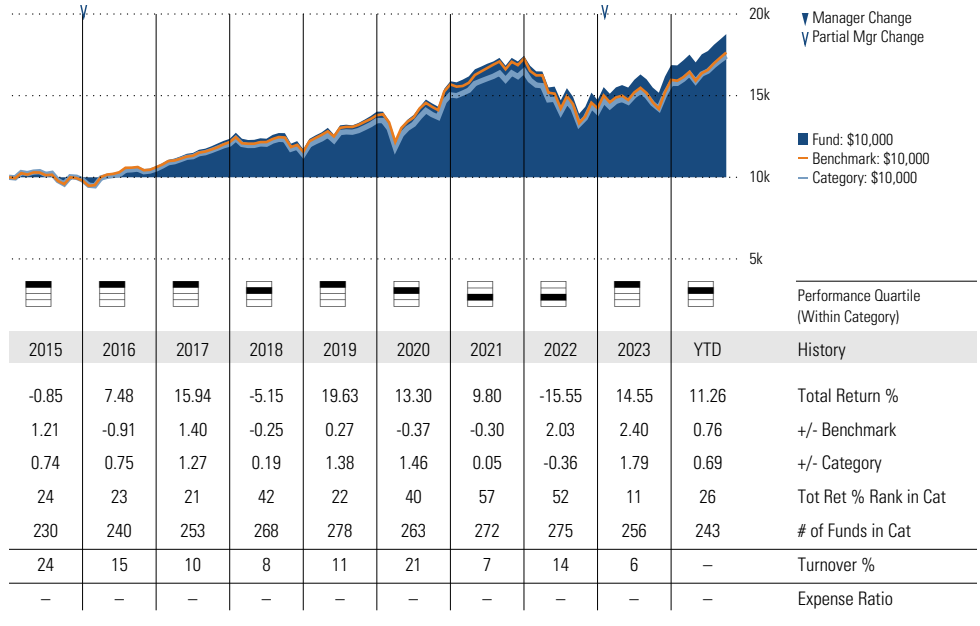
Morningstar Investment Management LLC Analysis

This fund passes all of Morningstar Investment Management's quantitative screens. Morningstar Investment Management has also assessed the fund from a qualitative perspective and, as a fiduciary, is comfortable recommending the fund's use in retirement plans.

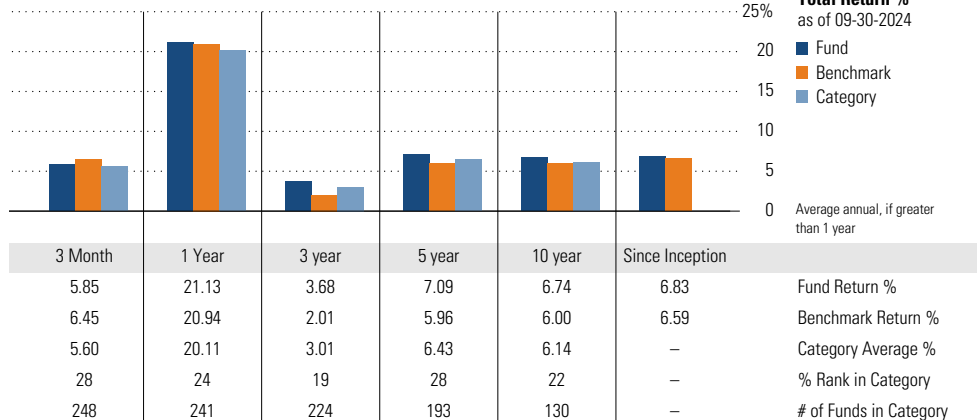
ESG Metrics

Metric	Rating	Updated
Sustainability Rating	3	08-31-2024
Carbon Risk Score	Low Risk	12-31-2022
ESG Commitment	1-Low	02-15-2022

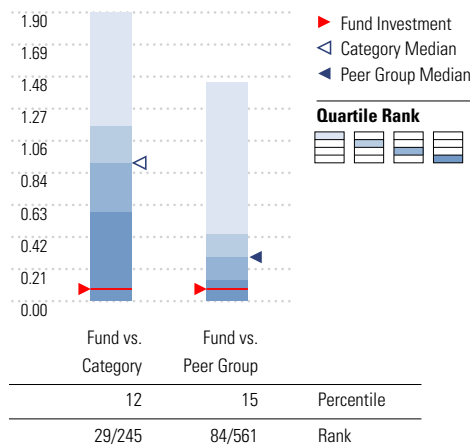
Growth of \$10,000



Trailing Performance



Net Expense



Peer group is a subset of the category and includes funds with the same management style (active vs. passive) and similar share class characteristics.

3-Year Risk Metrics

	Fund	Bmark	Cat
Alpha	1.73	-	1.17
Beta	0.92	-	0.87
R-Squared	98.98	-	98.25
Standard Deviation	11.76	12.73	11.18
Sharpe Ratio	0.04	-0.08	-0.02
Tracking Error	1.57	-	2.23
Information Ratio	1.06	-	0.51
Up Capture Ratio	97.68	-	90.79
Down Capture Ratio	88.22	-	84.34

Portfolio Metrics

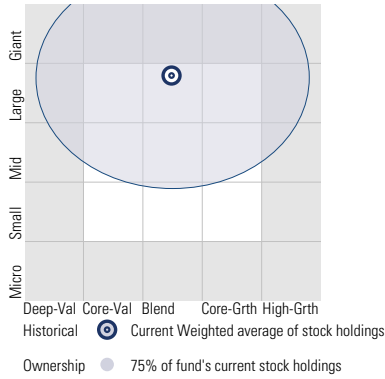
	Fund	Bmark	Cat
Price/Earnings Ratio	20.45	21.43	21.88
Price/Book Ratio	2.68	2.81	2.95
Avg Eff Duration	5.84	-	5.46

Vanguard Target Retirement 2025 Fund VTTVX

Morningstar Category
Target-Date 2025

Morningstar Index
Morningstar Lifetime Mod 2025 TR USD

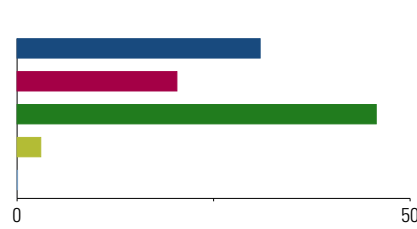
Style Analysis as of 09-30-2024
Morningstar Style Box™



Style Breakdown

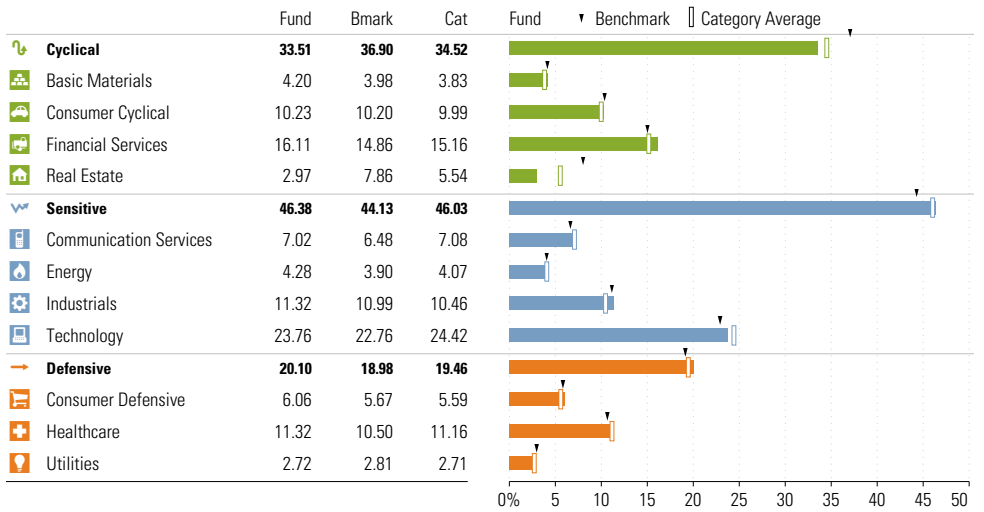


Asset Allocation as of 09-30-2024



Asset Class	Net %	Cat%
US Stocks	30.92	27.74
Non-US Stocks	20.33	12.99
Bonds	45.69	43.82
Cash	3.01	2.61
Other	0.06	12.83
Total	100.00	100.00

Sector Weighting as of 09-30-2024



Top 7 Holdings as of 09-30-2024

Name	Maturity Date	% Net Asset	Cumulative %	YTD Return %	Morningstar Sector
⊖ Vanguard Total Stock Mkt Idx Instl Pls	-	30.99	30.99	-	-
⊕ Vanguard Total Bond Market II Idx Inv	-	28.71	59.70	-	-
⊖ Vanguard Total Intl Stock Index Inv	-	20.82	80.52	-	-
⊕ Vanguard Total Intl Bd II Idx Instl	-	12.35	92.88	-	-
⊕ Vanguard Shrt-Term Infl-Prot Sec Idx Adm	-	6.53	99.40	-	-
⊖ Mktliq 12/31/2049	-	0.62	100.02	-	-
⊕ Us Dollar	-	0.02	100.05	-	-

Total Holdings 7

⊕ Increase ⊖ Decrease ✨ New to Portfolio

Vanguard Target Retirement 2030 Fund VTHRX

Morningstar Category
Target-Date 2030

Morningstar Index
Morningstar Lifetime Mod 2030 TR USD

Portfolio Manager(s)

Walter Nejman since 02-2013
Aurélie Denis since 02-2023
Michael Roach since 02-2023
Roger Aliaga-Diaz since 02-2023

Quantitative Screens

✔ **Performance:** The fund has finished in the Target-Date 2030 category's top three quartiles in 10 of the 10 years it's been in existence.

✔ **Management:** The fund's management has been in place for 11.61 years.

✔ **Style:** The fund has landed in its primary style box — Large Blend — 100 % of the time over the past three years.

✔ **Net Expense:** The fund's expense ratio of 0.08 is 86.21% lower than the Target-Date 2030 category average.

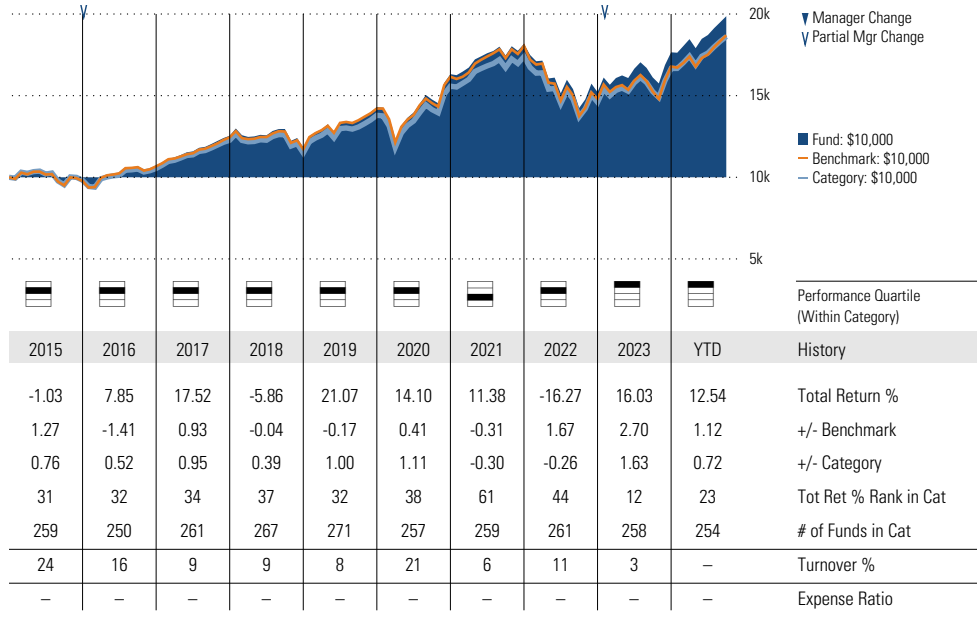
Morningstar Investment Management LLC Analysis

This fund passes all of Morningstar Investment Management's quantitative screens. Morningstar Investment Management has also assessed the fund from a qualitative perspective and, as a fiduciary, is comfortable recommending the fund's use in retirement plans.

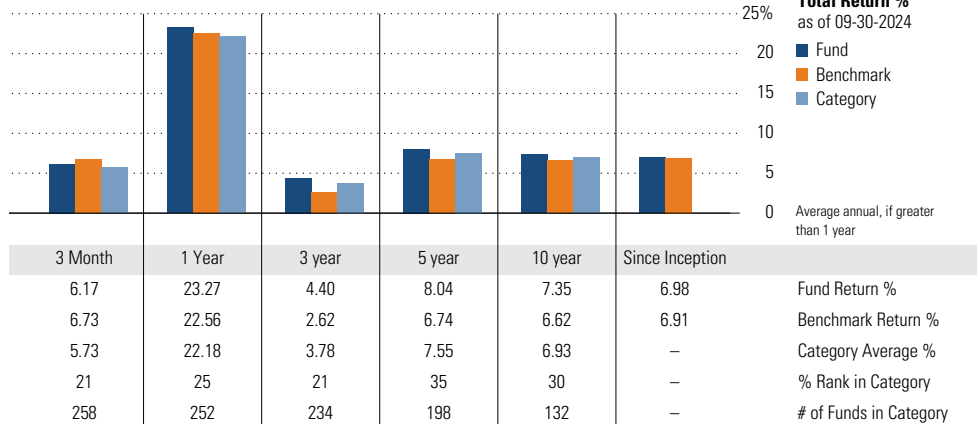
ESG Metrics

Metric	Rating	Updated
Sustainability Rating	3	08-31-2024
Carbon Risk Score	Low Risk	12-31-2022
ESG Commitment	1-Low	02-15-2022

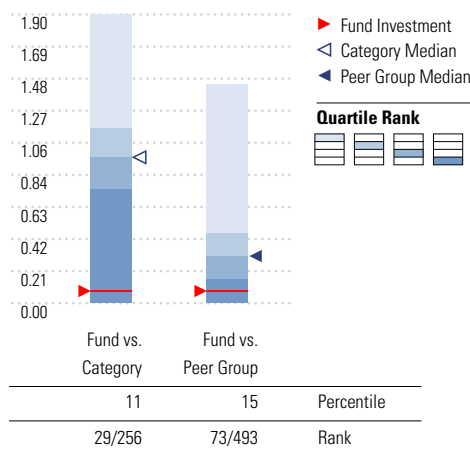
Growth of \$10,000



Trailing Performance



Net Expense



Peer group is a subset of the category and includes funds with the same management style (active vs. passive) and similar share class characteristics.

3-Year Risk Metrics

	Fund	Bmark	Cat
Alpha	1.84	-	1.32
Beta	0.94	-	0.90
R-Squared	99.02	-	98.45
Standard Deviation	12.83	13.64	12.42
Sharpe Ratio	0.10	-0.02	0.06
Tracking Error	1.54	-	2.05
Information Ratio	1.15	-	0.64
Up Capture Ratio	99.16	-	94.25
Down Capture Ratio	89.89	-	87.55

Portfolio Metrics

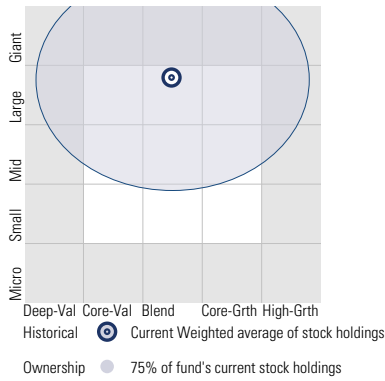
	Fund	Bmark	Cat
Price/Earnings Ratio	20.44	21.22	22.01
Price/Book Ratio	2.68	2.77	3.08
Avg Eff Duration	6.37	-	5.81

Vanguard Target Retirement 2030 Fund VTHRX

Morningstar Category
Target-Date 2030

Morningstar Index
Morningstar Lifetime Mod 2030 TR USD

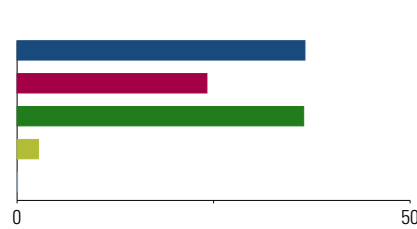
Style Analysis as of 09-30-2024
Morningstar Style Box™



Style Breakdown

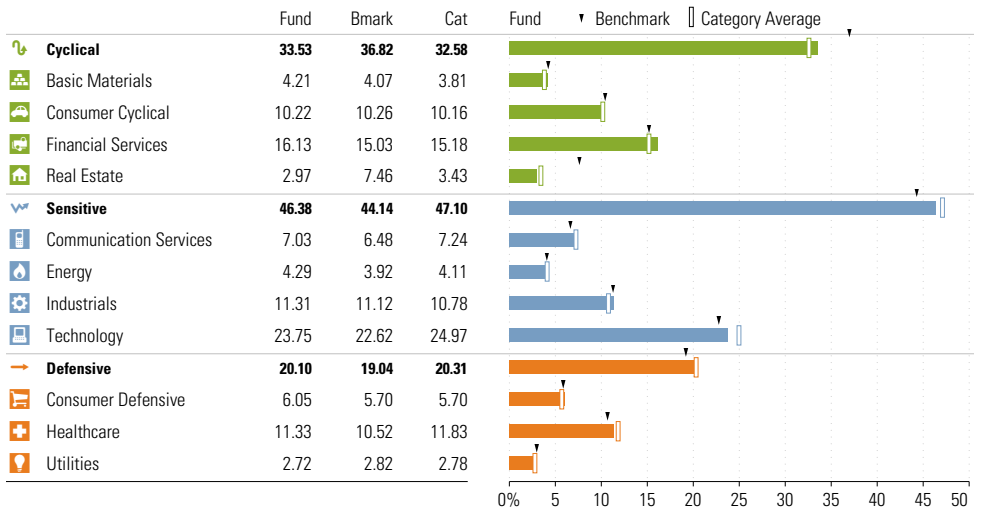


Asset Allocation as of 09-30-2024



Asset Class	Net %	Cat%
US Stocks	36.62	34.63
Non-US Stocks	24.15	15.60
Bonds	36.46	31.97
Cash	2.71	1.84
Other	0.06	15.95
Total	100.00	100.00

Sector Weighting as of 09-30-2024



Top 6 Holdings as of 09-30-2024

Name	Maturity Date	% Net Asset	Cumulative %	YTD Return %	Morningstar Sector
⊖ Vanguard Total Stock Mkt Idx Instl Pls	-	36.71	36.71	-	-
⊕ Vanguard Total Bond Market II Idx Inv	-	26.63	63.34	-	-
⊖ Vanguard Total Intl Stock Index Inv	-	24.74	88.08	-	-
⊕ Vanguard Total Intl Bd II Idx Instl	-	11.32	99.40	-	-
⊖ Mktliq 12/31/2049	-	0.60	100.00	-	-
⊖ Us Dollar	-	0.00	100.00	-	-

Total Holdings 6

⊕ Increase ⊖ Decrease ✨ New to Portfolio

Vanguard Target Retirement 2035 Fund VTTX

Morningstar Category
Target-Date 2035

Morningstar Index
Morningstar Lifetime Mod 2035 TR USD

Portfolio Manager(s)

Walter Nejman since 02-2013
Aurélie Denis since 02-2023
Michael Roach since 02-2023
Roger Aliaga-Diaz since 02-2023

Quantitative Screens

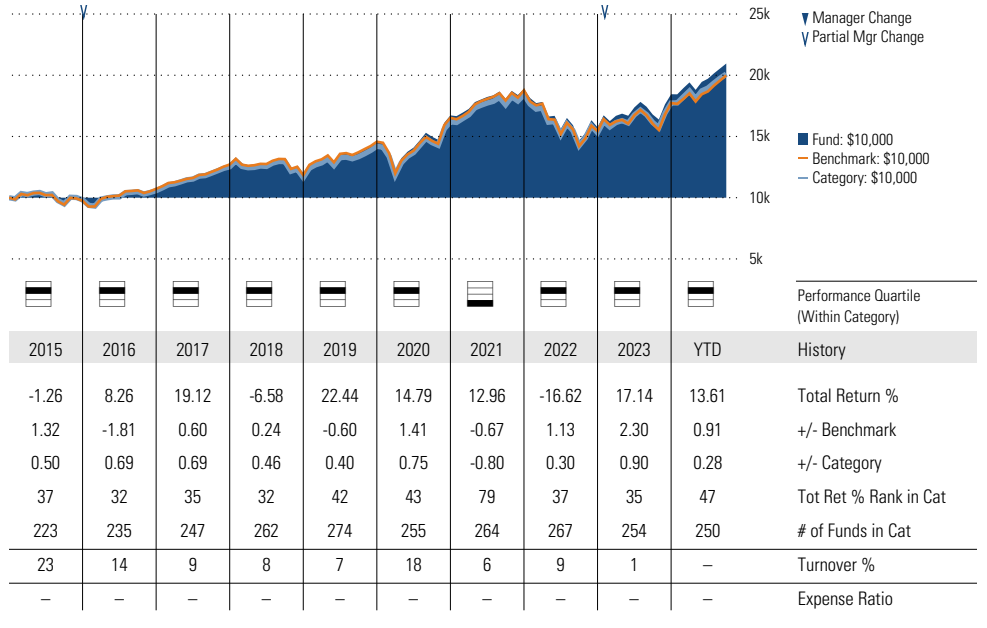
✔ **Performance:** The fund has finished in the Target-Date 2035 category's top three quartiles in 9 of the 10 years it's been in existence.

✔ **Management:** The fund's management has been in place for 11.61 years.

✔ **Style:** The fund has landed in its primary style box — Large Blend — 96.97 % of the time over the past three years.

✔ **Net Expense:** The fund's expense ratio of 0.08 is 86.21% lower than the Target-Date 2035 category average.

Growth of \$10,000



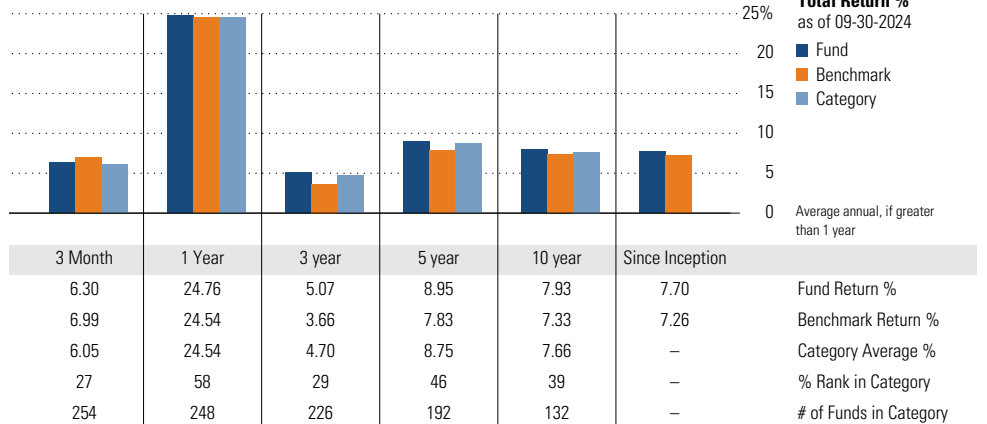
Morningstar Investment Management LLC Analysis

This fund passes all of Morningstar Investment Management's quantitative screens. Morningstar Investment Management has also assessed the fund from a qualitative perspective and, as a fiduciary, is comfortable recommending the fund's use in retirement plans.

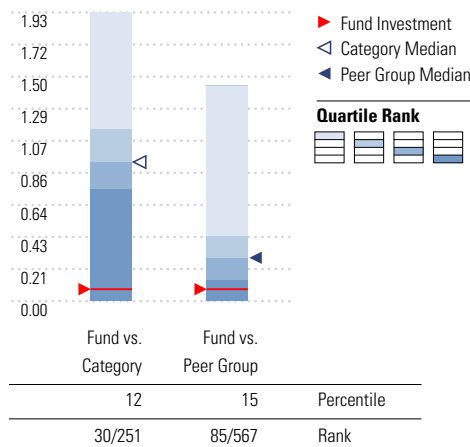
ESG Metrics

Metric	Rating	Updated
Sustainability Rating	3	08-31-2024
Carbon Risk Score	Low Risk	12-31-2022
ESG Commitment	1-Low	02-15-2022

Trailing Performance



Net Expense



Peer group is a subset of the category and includes funds with the same management style (active vs. passive) and similar share class characteristics.

3-Year Risk Metrics

Metric	Fund	Bmark	Cat
Alpha	1.54	-	1.24
Beta	0.93	-	0.94
R-Squared	99.02	-	98.44
Standard Deviation	13.64	14.56	13.75
Sharpe Ratio	0.15	0.06	0.13
Tracking Error	1.67	-	1.96
Information Ratio	0.84	-	0.59
Up Capture Ratio	97.40	-	97.03
Down Capture Ratio	90.17	-	91.26

Portfolio Metrics

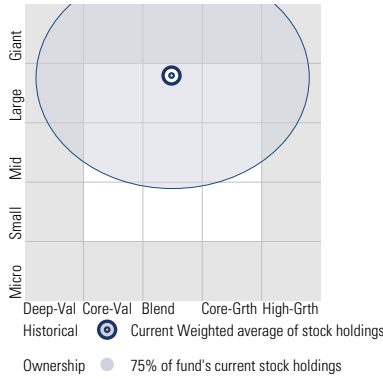
Metric	Fund	Bmark	Cat
Price/Earnings Ratio	20.47	21.00	21.82
Price/Book Ratio	2.69	2.74	3.01
Avg Eff Duration	6.38	-	6.45

Vanguard Target Retirement 2035 Fund VTTHX

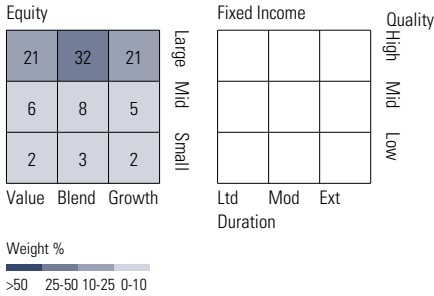
Morningstar Category
Target-Date 2035

Morningstar Index
Morningstar Lifetime Mod 2035 TR USD

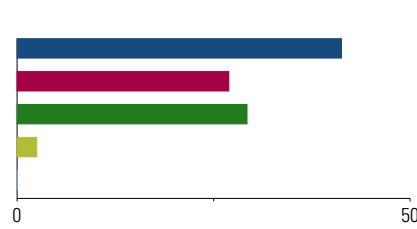
Style Analysis as of 09-30-2024
Morningstar Style Box™



Style Breakdown

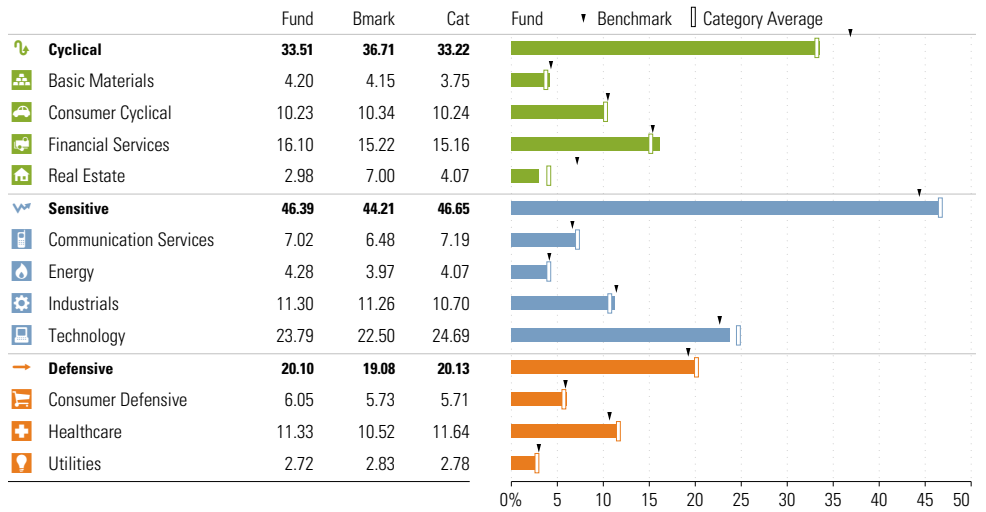


Asset Allocation as of 09-30-2024



Asset Class	Net %	Cat%
US Stocks	41.27	40.86
Non-US Stocks	26.94	18.56
Bonds	29.25	23.01
Cash	2.50	2.21
Other	0.05	15.37
Total	100.00	100.00

Sector Weighting as of 09-30-2024



Top 6 Holdings as of 09-30-2024

Name	Maturity Date	% Net Asset	Cumulative %	YTD Return %	Morningstar Sector
⊖ Vanguard Total Stock Mkt Idx Instl Pls	-	41.37	41.37	-	-
⊕ Vanguard Total Intl Stock Index Inv	-	27.60	68.96	-	-
⊕ Vanguard Total Bond Market II Idx Inv	-	21.35	90.32	-	-
⊕ Vanguard Total Intl Bd II Idx Instl	-	9.09	99.41	-	-
⊖ Mktliq 12/31/2049	-	0.59	100.00	-	-
⊕ Us Dollar	-	0.00	100.00	-	-

Total Holdings 6

⊕ Increase ⊖ Decrease ✨ New to Portfolio

Vanguard Target Retirement 2040 Fund VFORX

Morningstar Category
Target-Date 2040

Morningstar Index
Morningstar Lifetime Mod 2040 TR USD

Portfolio Manager(s)

Walter Nejman since 02-2013
Aur lie Denis since 02-2023
Michael Roach since 02-2023
Roger Aliaga-Diaz since 02-2023

Quantitative Screens

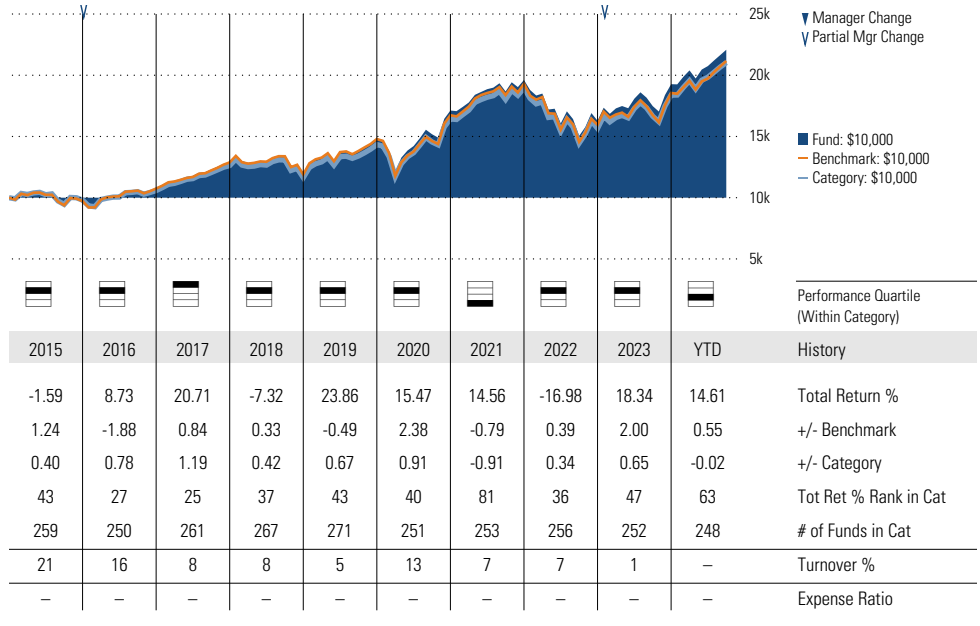
✔ **Performance:** The fund has finished in the Target-Date 2040 category's top three quartiles in 9 of the 10 years it's been in existence.

✔ **Management:** The fund's management has been in place for 11.61 years.

✔ **Style:** The fund has landed in its primary style box — Large Blend — 96.97 % of the time over the past three years.

✔ **Net Expense:** The fund's expense ratio of 0.08 is 86.67% lower than the Target-Date 2040 category average.

Growth of \$10,000



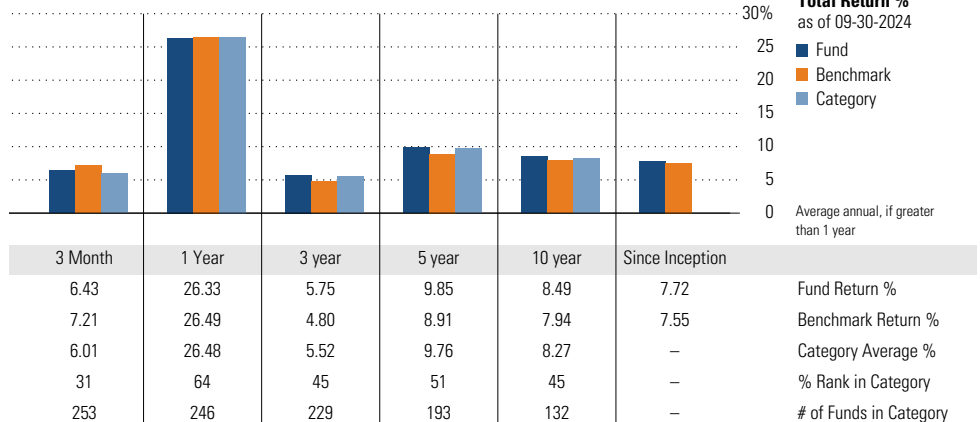
Morningstar Investment Management LLC Analysis

This fund passes all of Morningstar Investment Management's quantitative screens. Morningstar Investment Management has also assessed the fund from a qualitative perspective and, as a fiduciary, is comfortable recommending the fund's use in retirement plans.

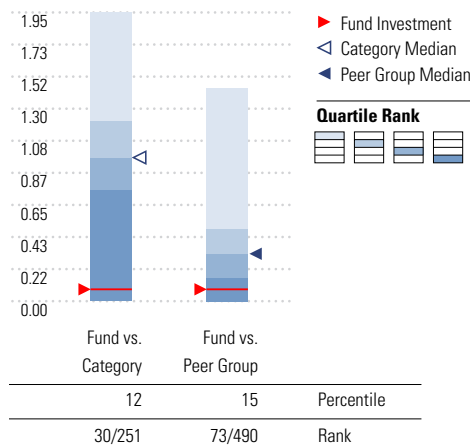
ESG Metrics

Metric	Rating	Updated
Sustainability Rating	3	08-31-2024
Carbon Risk Score	Low Risk	12-31-2022
ESG Commitment	1-Low	02-15-2022

Trailing Performance



Net Expense



Peer group is a subset of the category and includes funds with the same management style (active vs. passive) and similar share class characteristics.

3-Year Risk Metrics

	Fund	Bmark	Cat
Alpha	1.15	-	0.93
Beta	0.93	-	0.96
R-Squared	98.94	-	98.37
Standard Deviation	14.44	15.37	14.81
Sharpe Ratio	0.20	0.13	0.19
Tracking Error	1.80	-	2.07
Information Ratio	0.53	-	0.40
Up Capture Ratio	96.31	-	97.87
Down Capture Ratio	91.24	-	93.81

Portfolio Metrics

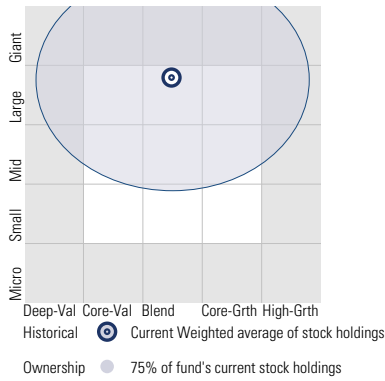
	Fund	Bmark	Cat
Price/Earnings Ratio	20.53	20.79	21.69
Price/Book Ratio	2.70	2.70	3.00
Avg Eff Duration	6.37	-	7.09

Vanguard Target Retirement 2040 Fund VFORX

Morningstar Category
Target-Date 2040

Morningstar Index
Morningstar Lifetime Mod 2040 TR USD

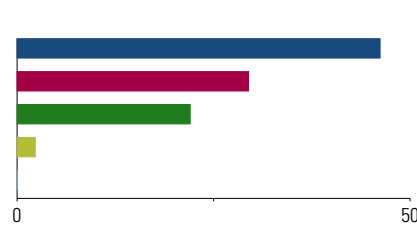
Style Analysis as of 09-30-2024
Morningstar Style Box™



Style Breakdown

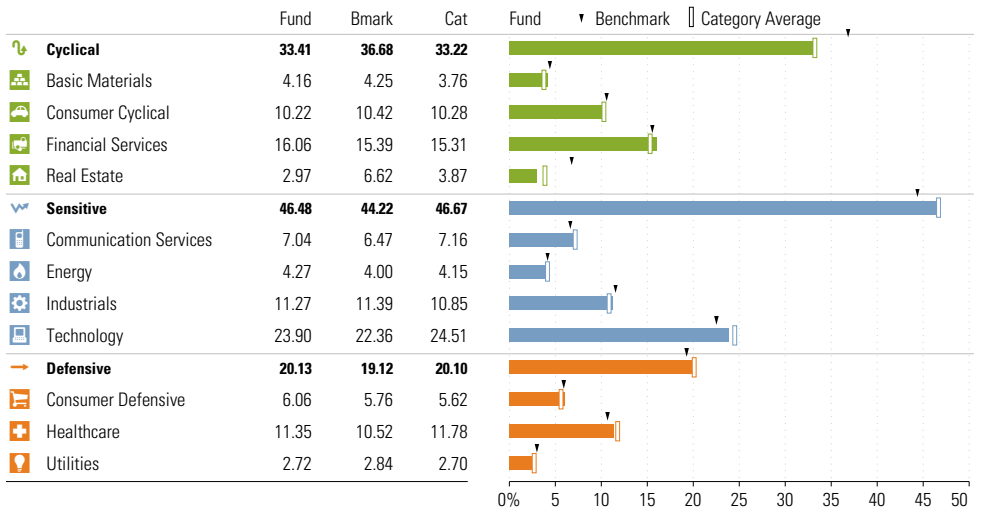


Asset Allocation as of 09-30-2024



Asset Class	Net %	Cat%
US Stocks	46.18	48.18
Non-US Stocks	29.44	22.60
Bonds	22.02	13.36
Cash	2.31	1.65
Other	0.06	14.21
Total	100.00	100.00

Sector Weighting as of 09-30-2024



Top 6 Holdings as of 09-30-2024

Name	Maturity Date	% Net Asset	Cumulative %	YTD Return %	Morningstar Sector
⊕ Vanguard Total Stock Mkt Idx Instl Pls	-	46.30	46.30	-	-
⊕ Vanguard Total Intl Stock Index Inv	-	30.14	76.44	-	-
⊕ Vanguard Total Bond Market II Idx Inv	-	16.00	92.44	-	-
⊕ Vanguard Total Intl Bd II Idx Instl	-	6.92	99.36	-	-
⊕ Mktliq 12/31/2049	-	0.63	99.99	-	-
⊖ Us Dollar	-	0.01	100.00	-	-

Total Holdings 6

⊕ Increase ⊖ Decrease ✨ New to Portfolio

Vanguard Target Retirement 2045 Fund VTIVX

Morningstar Category
Target-Date 2045

Morningstar Index
Morningstar Lifetime Mod 2045 TR USD

Portfolio Manager(s)

Walter Nejman since 02-2013
Aur lie Denis since 02-2023
Michael Roach since 02-2023
Roger Aliaga-Diaz since 02-2023

Quantitative Screens

✔ **Performance:** The fund has finished in the Target-Date 2045 category's top three quartiles in 10 of the 10 years it's been in existence.

✔ **Management:** The fund's management has been in place for 11.61 years.

✔ **Style:** The fund has landed in its primary style box — Large Blend — 96.97 % of the time over the past three years.

✔ **Net Expense:** The fund's expense ratio of 0.08 is 86.67% lower than the Target-Date 2045 category average.

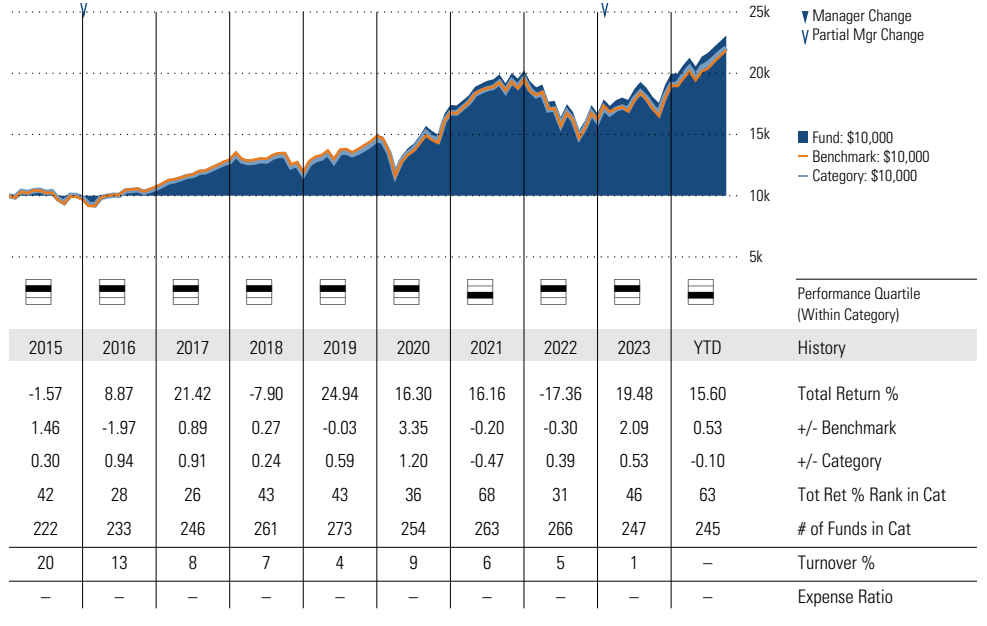
Morningstar Investment Management LLC Analysis

This fund passes all of Morningstar Investment Management's quantitative screens. Morningstar Investment Management has also assessed the fund from a qualitative perspective and, as a fiduciary, is comfortable recommending the fund's use in retirement plans.

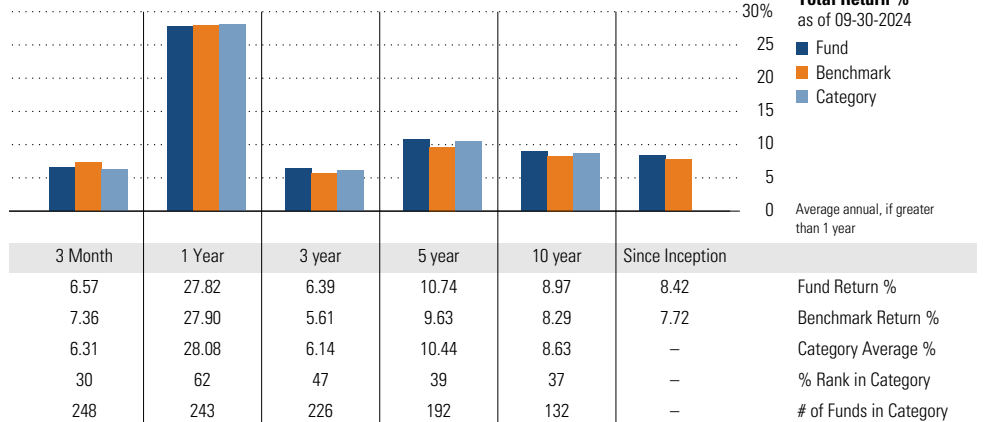
ESG Metrics

Metric	Rating	Updated
Sustainability Rating	3	08-31-2024
Carbon Risk Score	Low Risk	12-31-2022
ESG Commitment	1-Low	02-15-2022

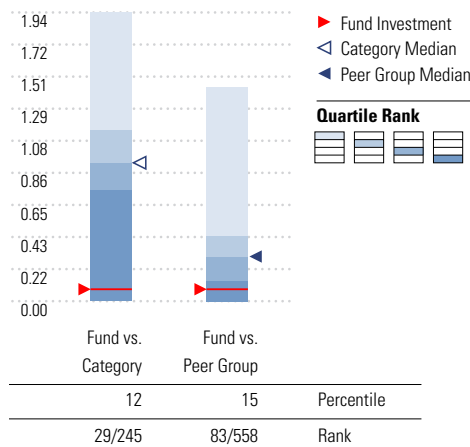
Growth of \$10,000



Trailing Performance



Net Expense



Peer group is a subset of the category and includes funds with the same management style (active vs. passive) and similar share class characteristics.

3-Year Risk Metrics

	Fund	Bmark	Cat
Alpha	0.96	-	0.68
Beta	0.95	-	0.97
R-Squared	98.85	-	98.31
Standard Deviation	15.27	15.95	15.58
Sharpe Ratio	0.23	0.18	0.22
Tracking Error	1.81	-	2.11
Information Ratio	0.43	-	0.26
Up Capture Ratio	97.56	-	98.55
Down Capture Ratio	93.56	-	95.74

Portfolio Metrics

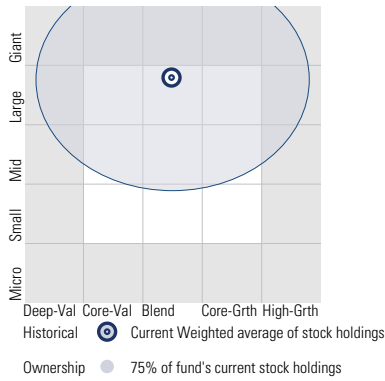
	Fund	Bmark	Cat
Price/Earnings Ratio	20.50	20.61	21.42
Price/Book Ratio	2.69	2.67	2.90
Avg Eff Duration	6.39	-	7.94

Vanguard Target Retirement 2045 Fund VTIVX

Morningstar Category
Target-Date 2045

Morningstar Index
Morningstar Lifetime Mod 2045 TR USD

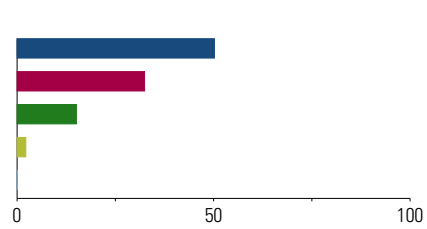
Style Analysis as of 09-30-2024
Morningstar Style Box™



Style Breakdown

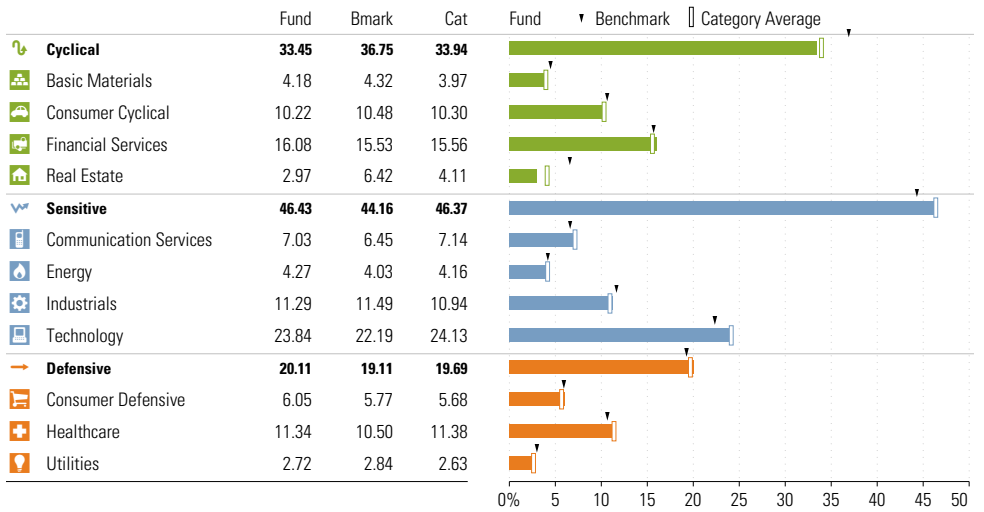


Asset Allocation as of 09-30-2024



Asset Class	Net %	Cat%
US Stocks	50.21	51.65
Non-US Stocks	32.43	27.17
Bonds	15.09	8.96
Cash	2.22	0.78
Other	0.05	11.44
Total	100.00	100.00

Sector Weighting as of 09-30-2024



Top 6 Holdings as of 09-30-2024

Name	Maturity Date	% Net Asset	Cumulative %	YTD Return %	Morningstar Sector
⊕ Vanguard Total Stock Mkt Idx Instl Pls	-	50.34	50.34	-	-
⊕ Vanguard Total Intl Stock Index Inv	-	33.21	83.55	-	-
⊕ Vanguard Total Bond Market II Idx Inv	-	10.91	94.46	-	-
⊕ Vanguard Total Intl Bd II Idx Instl	-	4.80	99.25	-	-
⊖ Mktliq 12/31/2049	-	0.76	100.01	-	-
⊕ Us Dollar	-	0.01	100.02	-	-

Total Holdings 6

⊕ Increase ⊖ Decrease ✨ New to Portfolio

Vanguard Target Retirement 2050 Fund VFI5X

Morningstar Category
Target-Date 2050

Morningstar Index
Morningstar Lifetime Mod 2050 TR USD

Portfolio Manager(s)

Walter Nejman since 02-2013
Aurélie Denis since 02-2023
Michael Roach since 02-2023
Roger Aliaga-Diaz since 02-2023

Quantitative Screens

✔ **Performance:** The fund has finished in the Target-Date 2050 category's top three quartiles in 10 of the 10 years it's been in existence.

✔ **Management:** The fund's management has been in place for 11.61 years.

✔ **Style:** The fund has landed in its primary style box — Large Blend — 100 % of the time over the past three years.

✔ **Net Expense:** The fund's expense ratio of 0.08 is 86.89% lower than the Target-Date 2050 category average.

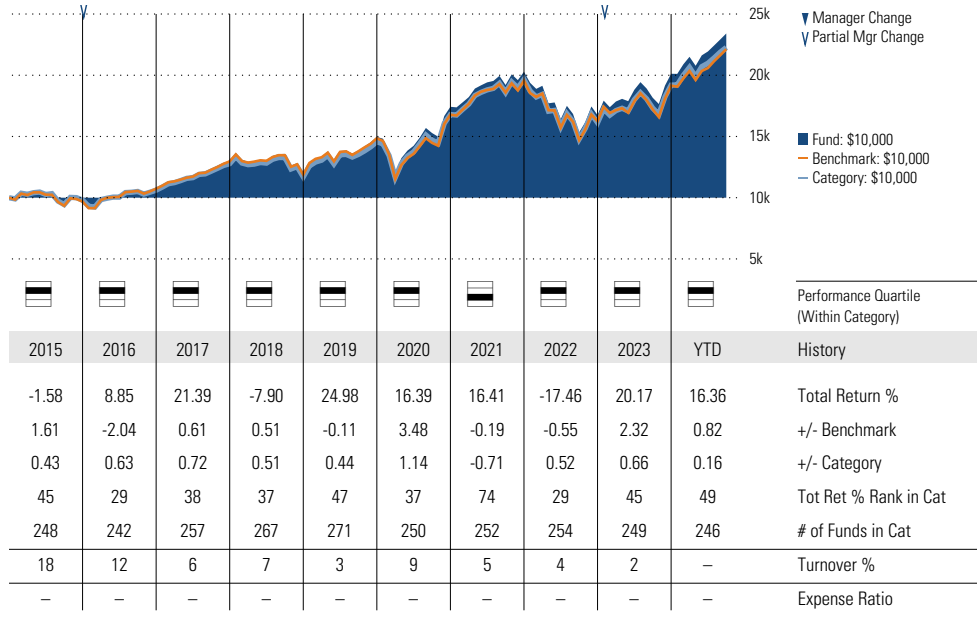
Morningstar Investment Management LLC Analysis

This fund passes all of Morningstar Investment Management's quantitative screens. Morningstar Investment Management has also assessed the fund from a qualitative perspective and, as a fiduciary, is comfortable recommending the fund's use in retirement plans.

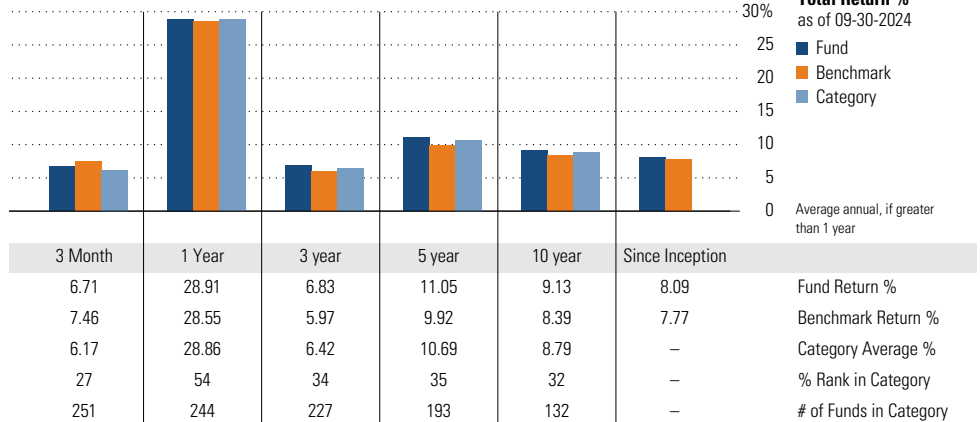
ESG Metrics

Metric	Rating	Updated
Sustainability Rating	3	08-31-2024
Carbon Risk Score	Low Risk	12-31-2022
ESG Commitment	1-Low	02-15-2022

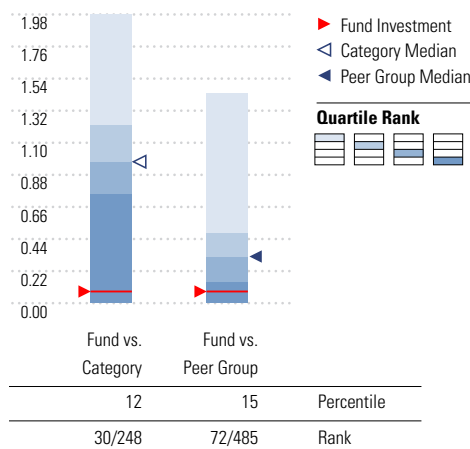
Growth of \$10,000



Trailing Performance



Net Expense



Peer group is a subset of the category and includes funds with the same management style (active vs. passive) and similar share class characteristics.

3-Year Risk Metrics

	Fund	Bmark	Cat
Alpha	1.00	-	0.58
Beta	0.96	-	0.98
R-Squared	98.78	-	98.21
Standard Deviation	15.68	16.21	15.99
Sharpe Ratio	0.26	0.20	0.23
Tracking Error	1.84	-	2.18
Information Ratio	0.47	-	0.21
Up Capture Ratio	98.65	-	99.18
Down Capture Ratio	94.57	-	96.89

Portfolio Metrics

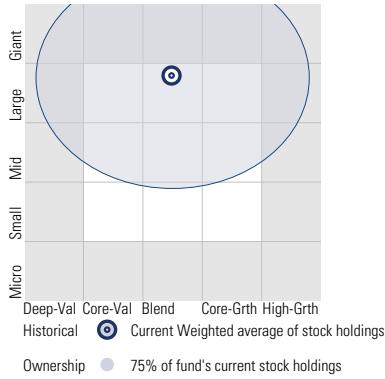
	Fund	Bmark	Cat
Price/Earnings Ratio	20.43	20.44	21.41
Price/Book Ratio	2.68	2.63	2.91
Avg Eff Duration	6.38	-	7.99

Vanguard Target Retirement 2050 Fund VFIFX

Morningstar Category
Target-Date 2050

Morningstar Index
Morningstar Lifetime Mod 2050 TR USD

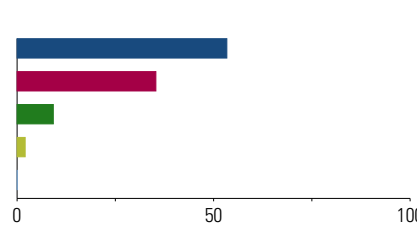
Style Analysis as of 09-30-2024
Morningstar Style Box™



Style Breakdown

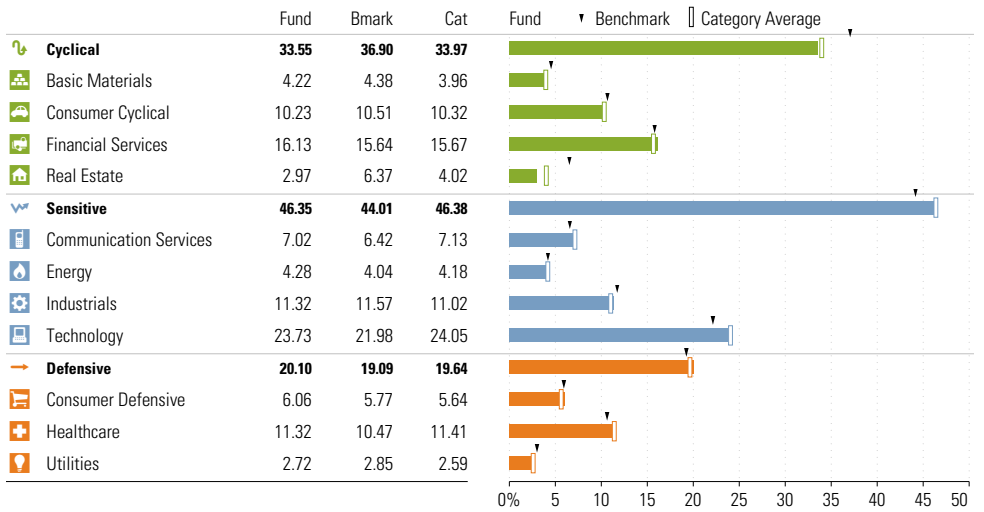


Asset Allocation as of 09-30-2024



Asset Class	Net %	Cat%
US Stocks	53.37	54.68
Non-US Stocks	35.31	28.46
Bonds	9.21	5.97
Cash	2.05	0.64
Other	0.06	10.24
Total	100.00	100.00

Sector Weighting as of 09-30-2024



Top 6 Holdings as of 09-30-2024

Name	Maturity Date	% Net Asset	Cumulative %	YTD Return %	Morningstar Sector
⊕ Vanguard Total Stock Mkt Idx Instl Pls	-	53.50	53.50	-	-
⊕ Vanguard Total Intl Stock Index Inv	-	36.17	89.67	-	-
⊕ Vanguard Total Bond Market II Idx Inv	-	6.61	96.28	-	-
⊕ Vanguard Total Intl Bd II Idx Instl	-	2.98	99.26	-	-
⊖ Mktliq 12/31/2049	-	0.74	100.00	-	-
⊖ Us Dollar	-	0.00	100.00	-	-

Total Holdings 6

⊕ Increase ⊖ Decrease ✨ New to Portfolio

Vanguard Target Retirement 2055 Fund VFFVX

Morningstar Category
Target-Date 2055

Morningstar Index
Morningstar Lifetime Mod 2055 TR USD

Portfolio Manager(s)

Walter Nejman since 02-2013
Aurélie Denis since 02-2023
Michael Roach since 02-2023
Roger Aliaga-Diaz since 02-2023

Quantitative Screens

✔ **Performance:** The fund has finished in the Target-Date 2055 category's top three quartiles in 9 of the 10 years it's been in existence.

✔ **Management:** The fund's management has been in place for 11.61 years.

✔ **Style:** The fund has landed in its primary style box — Large Blend — 100 % of the time over the past three years.

✔ **Net Expense:** The fund's expense ratio of 0.08 is 86.89% lower than the Target-Date 2055 category average.

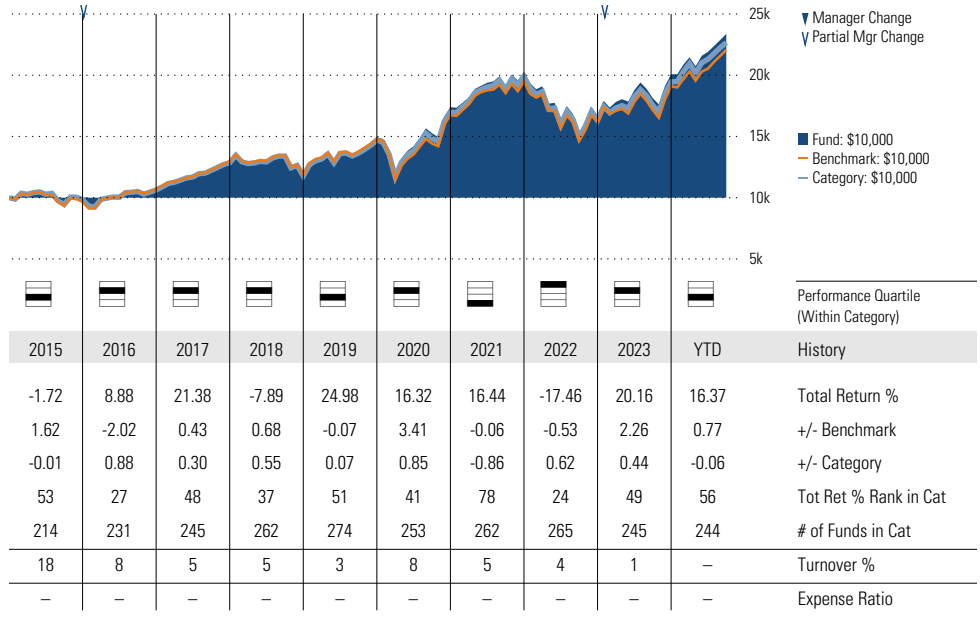
Morningstar Investment Management LLC Analysis

This fund passes all of Morningstar Investment Management's quantitative screens. Morningstar Investment Management has also assessed the fund from a qualitative perspective and, as a fiduciary, is comfortable recommending the fund's use in retirement plans.

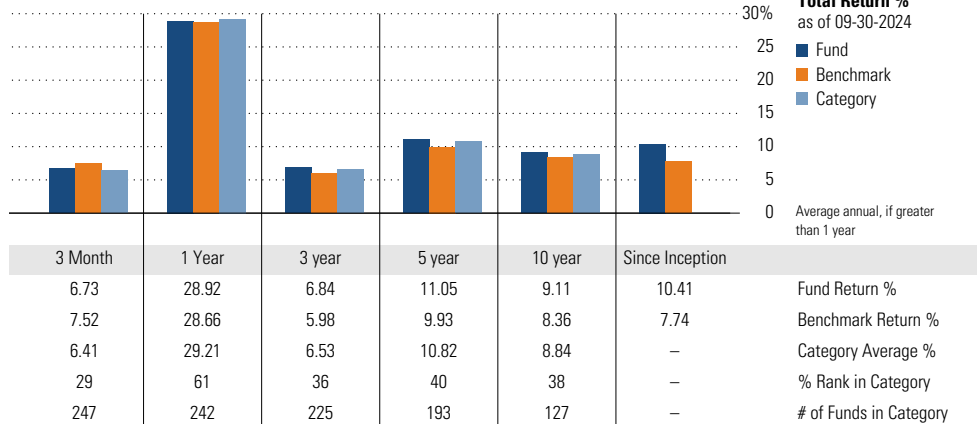
ESG Metrics

Metric	Rating	Updated
Sustainability Rating	3	08-31-2024
Carbon Risk Score	Low Risk	12-31-2022
ESG Commitment	1-Low	02-15-2022

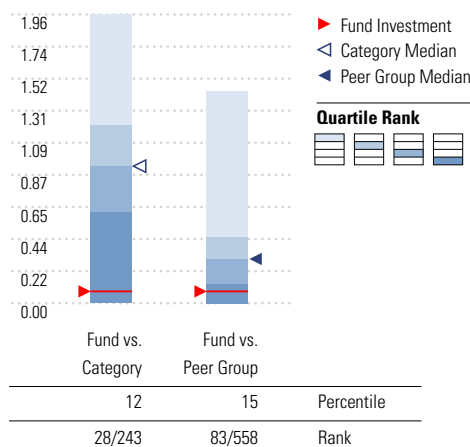
Growth of \$10,000



Trailing Performance



Net Expense



3-Year Risk Metrics

Metric	Fund	Bmark	Cat
Alpha	1.02	-	0.69
Beta	0.96	-	0.98
R-Squared	98.74	-	98.17
Standard Deviation	15.69	16.29	16.14
Sharpe Ratio	0.26	0.20	0.24
Tracking Error	1.89	-	2.21
Information Ratio	0.45	-	0.25
Up Capture Ratio	98.29	-	99.89
Down Capture Ratio	94.15	-	97.19

Portfolio Metrics

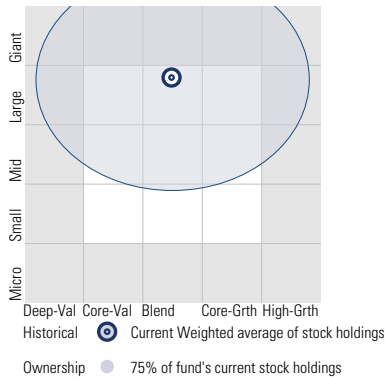
Metric	Fund	Bmark	Cat
Price/Earnings Ratio	20.43	20.29	21.35
Price/Book Ratio	2.68	2.60	2.88
Avg Eff Duration	6.38	-	9.27

Vanguard Target Retirement 2055 Fund VFFVX

Morningstar Category
Target-Date 2055

Morningstar Index
Morningstar Lifetime Mod 2055 TR USD

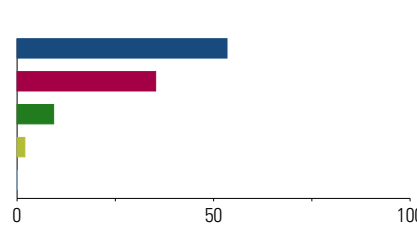
Style Analysis as of 09-30-2024
Morningstar Style Box™



Style Breakdown

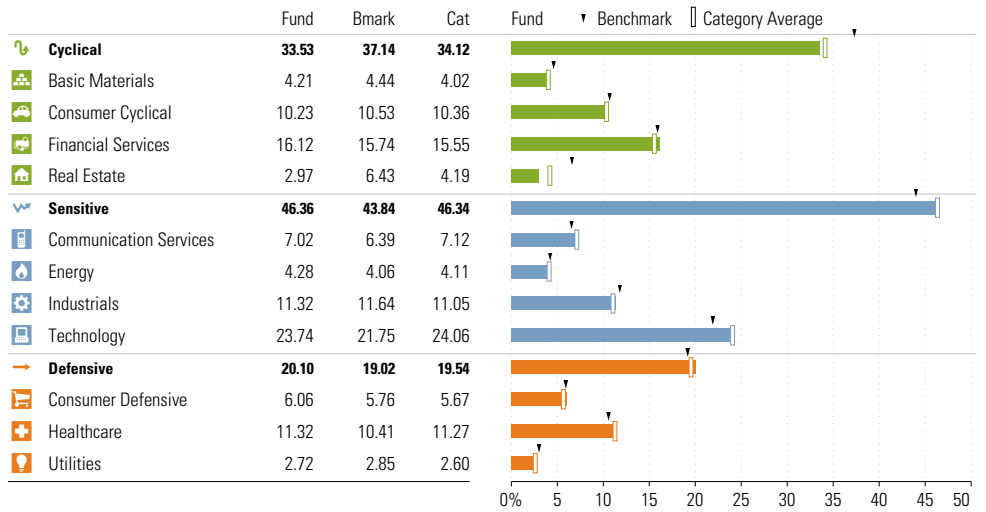


Asset Allocation as of 09-30-2024



Asset Class	Net %	Cat%
US Stocks	53.41	54.28
Non-US Stocks	35.26	27.77
Bonds	9.30	5.49
Cash	1.97	0.68
Other	0.06	11.80
Total	100.00	100.00

Sector Weighting as of 09-30-2024



Top 6 Holdings as of 09-30-2024

Name	Maturity Date	% Net Asset	Cumulative %	YTD Return %	Morningstar Sector
⊕ Vanguard Total Stock Mkt Idx Instl Pls	-	53.53	53.53	-	-
⊕ Vanguard Total Intl Stock Index Inv	-	36.12	89.66	-	-
⊕ Vanguard Total Bond Market II Idx Inv	-	6.68	96.34	-	-
⊕ Vanguard Total Intl Bd II Idx Instl	-	3.00	99.34	-	-
⊕ Mktliq 12/31/2049	-	0.67	100.00	-	-
⊕ Us Dollar	-	0.00	100.00	-	-

Total Holdings 6

⊕ Increase ⊖ Decrease ✨ New to Portfolio

Vanguard Target Retirement 2060 Fund VTTSX

Morningstar Category
Target-Date 2060

Morningstar Index
Morningstar Mod Tgt Risk TR USD

Portfolio Manager(s)

Walter Nejman since 02-2013
Aurélie Denis since 02-2023
Michael Roach since 02-2023
Roger Aliaga-Diaz since 02-2023

Quantitative Screens

Performance: The fund has finished in the Target-Date 2060 category's top three quartiles in 9 of the 10 years it's been in existence.

Management: The fund's management has been in place for 11.61 years.

Style: The fund has landed in its primary style box — Large Blend — 100 % of the time over the past three years.

Net Expense: The fund's expense ratio of 0.08 is 86.89% lower than the Target-Date 2060 category average.

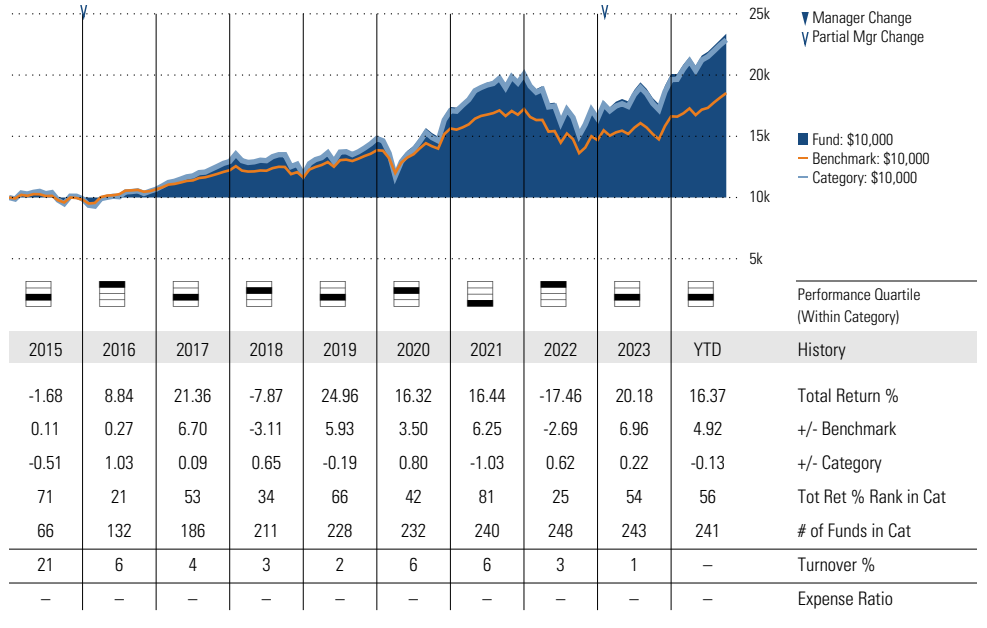
Morningstar Investment Management LLC Analysis

This fund passes all of Morningstar Investment Management's quantitative screens. Morningstar Investment Management has also assessed the fund from a qualitative perspective and, as a fiduciary, is comfortable recommending the fund's use in retirement plans.

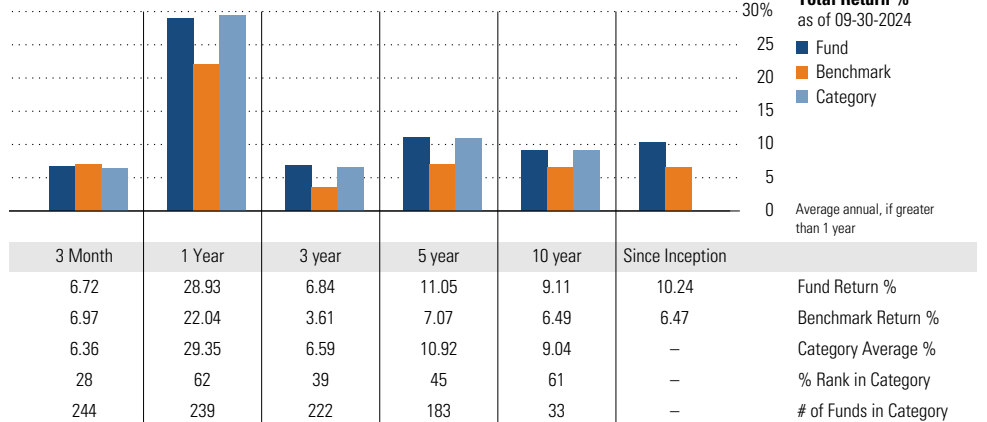
ESG Metrics

Metric	Rating	Updated
Sustainability Rating	3	08-31-2024
Carbon Risk Score	Low Risk	12-31-2022
ESG Commitment	1-Low	02-15-2022

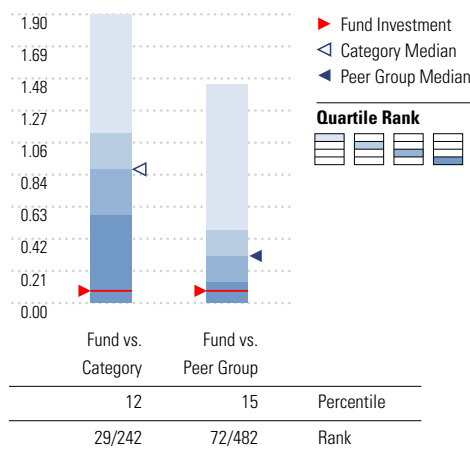
Growth of \$10,000



Trailing Performance



Net Expense



Peer group is a subset of the category and includes funds with the same management style (active vs. passive) and similar share class characteristics.

3-Year Risk Metrics

Metric	Fund	Bmark	Cat
Alpha	2.51	-	2.25
Beta	1.23	-	1.27
R-Squared	97.46	-	96.22
Standard Deviation	15.67	12.57	16.23
Sharpe Ratio	0.26	0.04	0.24
Tracking Error	3.83	-	4.60
Information Ratio	0.84	-	0.65
Up Capture Ratio	133.43	-	136.46
Down Capture Ratio	120.80	-	125.44

Portfolio Metrics

Metric	Fund	Bmark	Cat
Price/Earnings Ratio	20.42	19.85	21.33
Price/Book Ratio	2.68	2.47	2.88
Avg Eff Duration	6.38	-	8.54

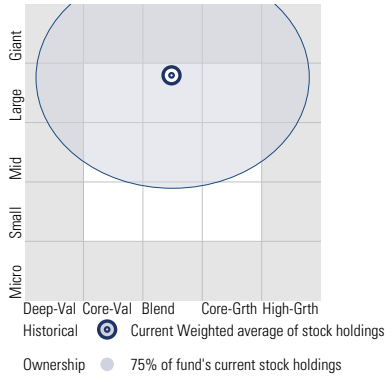
Vanguard Target Retirement 2060 Fund VTTSX

Morningstar Category
Target-Date 2060

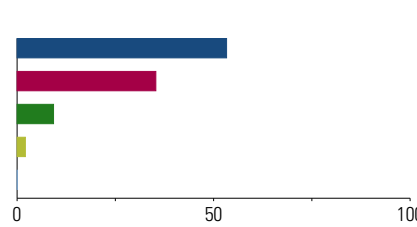
Morningstar Index
Morningstar Mod Tgt Risk TR USD

Style Analysis as of 09-30-2024

Morningstar Style Box™



Asset Allocation as of 09-30-2024

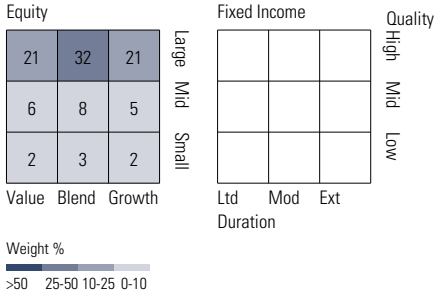


Asset Class	Net %	Cat%
US Stocks	53.30	54.01
Non-US Stocks	35.30	29.75
Bonds	9.27	5.27
Cash	2.10	0.29
Other	0.06	10.67
Total	100.00	100.00

Sector Weighting as of 09-30-2024

	Fund	Bmark	Cat	Fund	Benchmark	Category Average
Cyclical	33.54	38.88	34.14			
Basic Materials	4.22	4.68	4.40			
Consumer Cyclical	10.22	10.74	10.10			
Financial Services	16.13	16.71	15.69			
Real Estate	2.97	6.75	3.95			
Sensitive	46.35	41.54	46.41			
Communication Services	7.01	5.28	6.93			
Energy	4.29	4.30	4.61			
Industrials	11.32	12.75	11.07			
Technology	23.73	19.21	23.80			
Defensive	20.11	19.59	19.46			
Consumer Defensive	6.06	6.26	5.58			
Healthcare	11.32	9.96	11.51			
Utilities	2.73	3.37	2.37			

Style Breakdown



Top 6 Holdings as of 09-30-2024

Name	Maturity Date	% Net Asset	Cumulative %	YTD Return %	Morningstar Sector
⊕ Vanguard Total Stock Mkt Idx Instl Pls	-	53.42	53.42	-	-
⊕ Vanguard Total Intl Stock Index Inv	-	36.16	89.58	-	-
⊕ Vanguard Total Bond Market II Idx Inv	-	6.64	96.22	-	-
⊕ Vanguard Total Intl Bd II Idx Instl	-	2.99	99.22	-	-
⊖ Mktliq 12/31/2049	-	0.77	99.98	-	-
⊖ Us Dollar	-	0.02	100.00	-	-

Total Holdings 6

⊕ Increase ⊖ Decrease ✨ New to Portfolio

Vanguard Target Retirement 2065 Fund VLXVX

Morningstar Category
Target-Date 2065+

Morningstar Index
Morningstar Mod Tgt Risk TR USD

Portfolio Manager(s)

Walter Nejman since 07-2017
Aurélie Denis since 02-2023
Michael Roach since 02-2023
Roger Aliaga-Diaz since 02-2023

Quantitative Screens

✔ **Performance:** The fund has finished in the Target-Date 2065+ category's top three quartiles in 5 of the 7 years it's been in existence.

✔ **Management:** The fund's management has been in place for 7.22 years.

✔ **Style:** The fund has landed in its primary style box — Large Blend — 100 % of the time over the past three years.

✔ **Net Expense:** The fund's expense ratio of 0.08 is 86.44% lower than the Target-Date 2065+ category average.

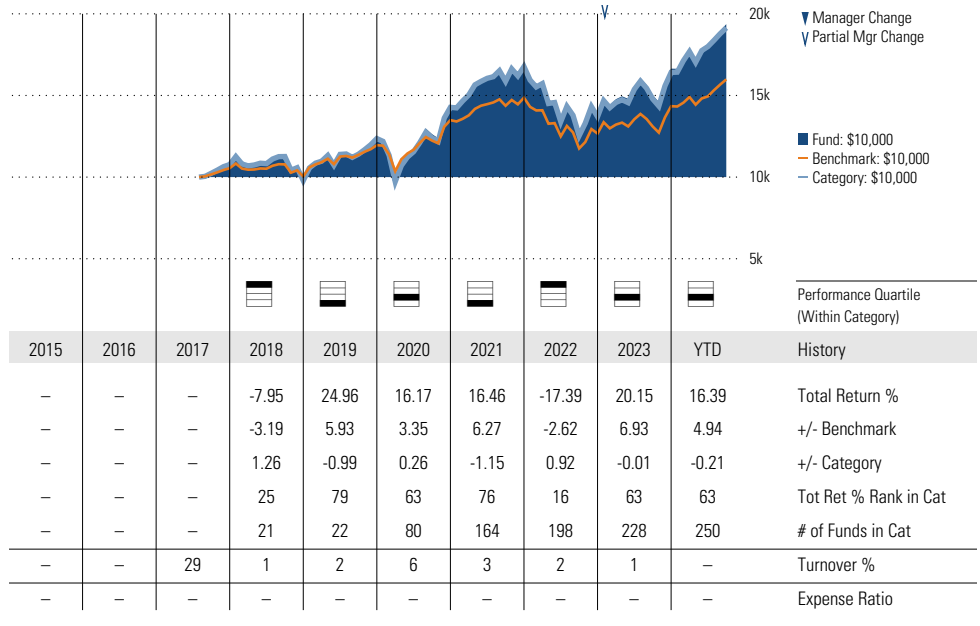
Morningstar Investment Management LLC Analysis

This fund passes all of Morningstar Investment Management's quantitative screens. Morningstar Investment Management has also assessed the fund from a qualitative perspective and, as a fiduciary, is comfortable recommending the fund's use in retirement plans.

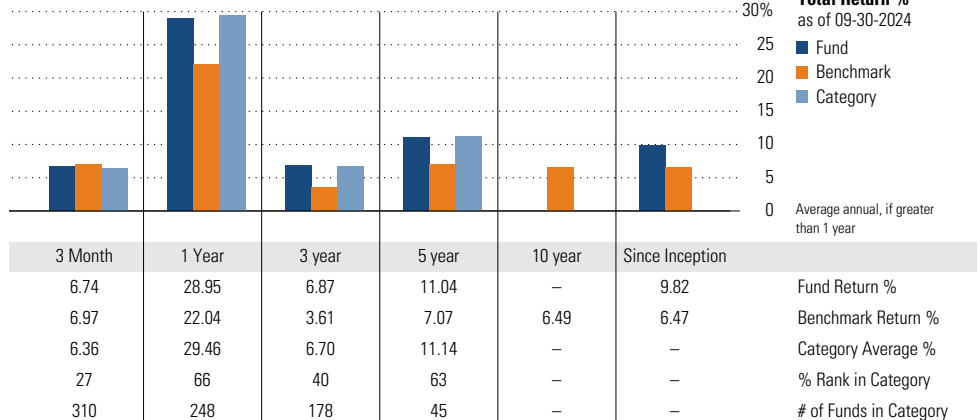
ESG Metrics

Metric	Rating	Updated
Sustainability Rating	3	08-31-2024
Carbon Risk Score	Low Risk	12-31-2022
ESG Commitment	1-Low	02-15-2022

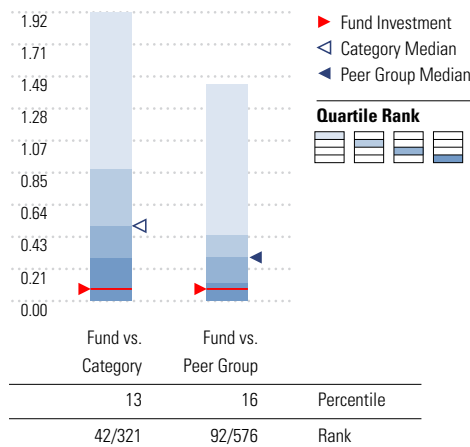
Growth of \$10,000



Trailing Performance



Net Expense



Peer group is a subset of the category and includes funds with the same management style (active vs. passive) and similar share class characteristics.

3-Year Risk Metrics

	Fund	Bmark	Cat
Alpha	2.54	-	2.62
Beta	1.23	-	1.27
R-Squared	97.46	-	95.61
Standard Deviation	15.66	12.57	16.71
Sharpe Ratio	0.26	0.04	0.25
Tracking Error	3.82	-	5.15
Information Ratio	0.85	-	0.65
Up Capture Ratio	133.41	-	137.26
Down Capture Ratio	120.63	-	124.86

Portfolio Metrics

	Fund	Bmark	Cat
Price/Earnings Ratio	20.41	19.85	20.90
Price/Book Ratio	2.67	2.47	2.76
Avg Eff Duration	6.38	-	8.96

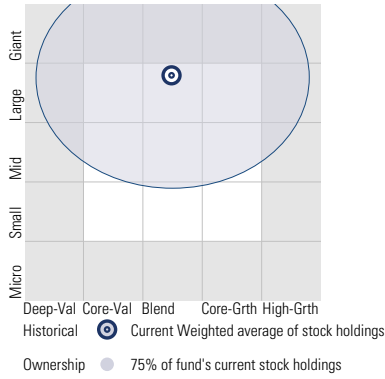
Vanguard Target Retirement 2065 Fund VLXVX

Morningstar Category
Target-Date 2065+

Morningstar Index
Morningstar Mod Tgt Risk TR USD

Style Analysis as of 09-30-2024

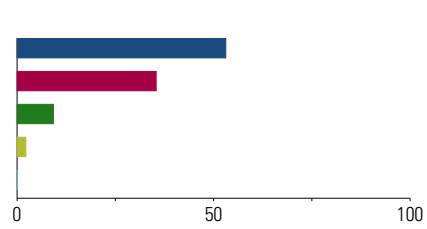
Morningstar Style Box™



Style Breakdown

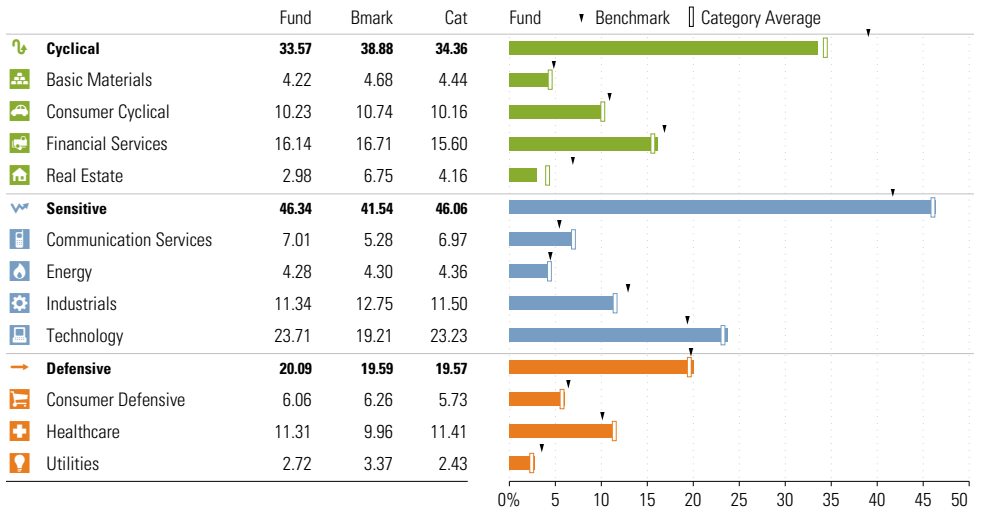


Asset Allocation as of 09-30-2024



Asset Class	Net %	Cat%
US Stocks	53.10	47.56
Non-US Stocks	35.38	30.61
Bonds	9.24	5.75
Cash	2.22	0.98
Other	0.06	15.09
Total	100.00	100.00

Sector Weighting as of 09-30-2024



Top 6 Holdings as of 09-30-2024

Name	Maturity Date	% Net Asset	Cumulative %	YTD Return %	Morningstar Sector
⊕ Vanguard Total Stock Mkt Idx Instl Pls	-	53.23	53.23	-	-
⊕ Vanguard Total Intl Stock Index Inv	-	36.25	89.47	-	-
⊕ Vanguard Total Bond Market II Idx Inv	-	6.63	96.10	-	-
⊕ Vanguard Total Intl Bd II Idx Instl	-	2.99	99.09	-	-
⊕ Mktliq 12/31/2049	-	0.86	99.95	-	-
⊕ Us Dollar	-	0.05	100.00	-	-

Total Holdings 6

⊕ Increase ⊖ Decrease ✨ New to Portfolio

Vanguard Target Retirement 2070 Fund VSVNX

Morningstar Category
Target-Date 2065+

Morningstar Index
Morningstar Mod Tgt Risk TR USD

Portfolio Manager(s)

Walter Nejman since 06-2022
Aurélie Denis since 02-2023
Michael Roach since 02-2023
Roger Aliaga-Diaz since 02-2023

Quantitative Screens

The Performance screen is not applicable for funds with less than three years of data.

✗ **Management:** The fund's management team has been in place for less than three years.

✔ **Style:** The fund has landed in its primary style box — Large Blend — 100 % of the time over the past three years.

✔ **Net Expense:** The fund's expense ratio of 0.08 is 86.44% lower than the Target-Date 2065+ category average.

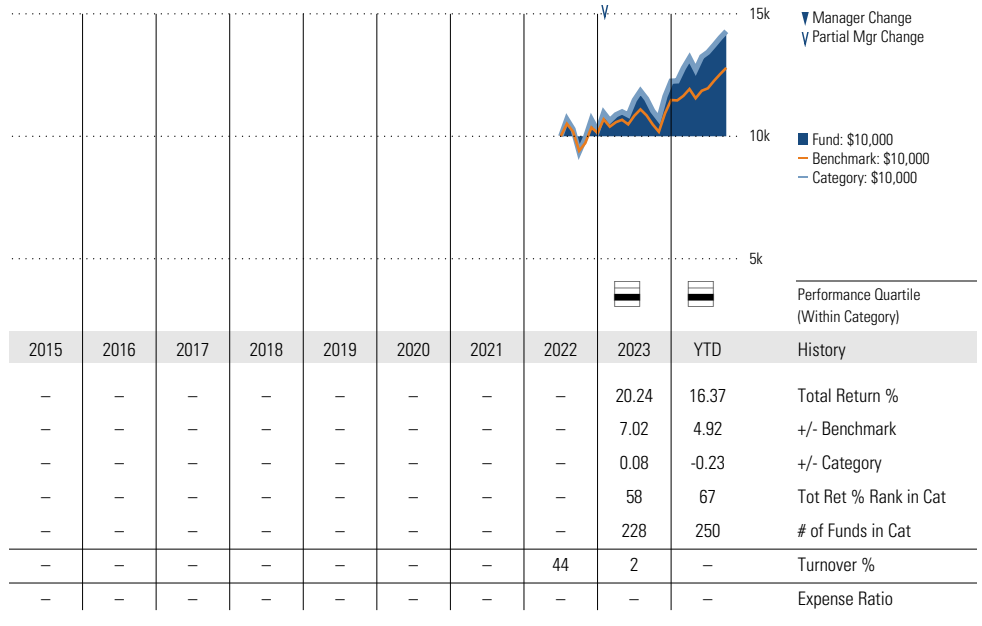
Morningstar Investment Management LLC Analysis

This fund fails the manager tenure screen due to a limited history for this target-date vintage.

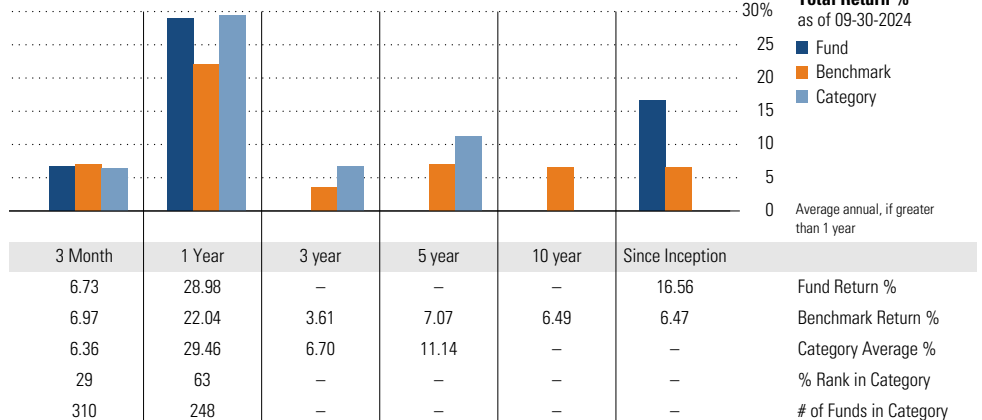
ESG Metrics

Metric	Rating	Updated
Sustainability Rating	3	08-31-2024
Carbon Risk Score	Low Risk	12-31-2022

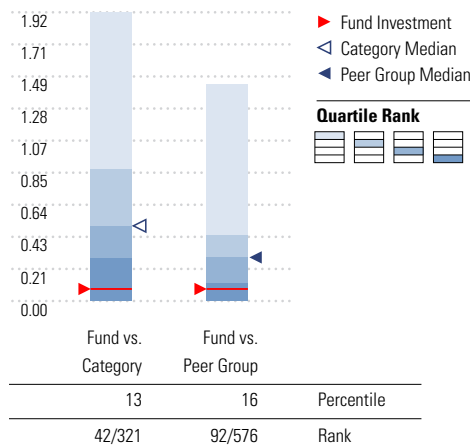
Growth of \$10,000



Trailing Performance



Net Expense



Peer group is a subset of the category and includes funds with the same management style (active vs. passive) and similar share class characteristics.

3-Year Risk Metrics

Metric	Fund	Bmark	Cat
Alpha	-	-	2.62
Beta	-	-	1.27
R-Squared	-	-	95.61
Standard Deviation	-	12.57	16.71
Sharpe Ratio	-	0.04	0.25
Tracking Error	-	-	5.15
Information Ratio	-	-	0.65
Up Capture Ratio	-	-	137.26
Down Capture Ratio	-	-	124.86

Portfolio Metrics

Metric	Fund	Bmark	Cat
Price/Earnings Ratio	20.48	19.85	20.90
Price/Book Ratio	2.69	2.47	2.76
Avg Eff Duration	6.39	-	8.96

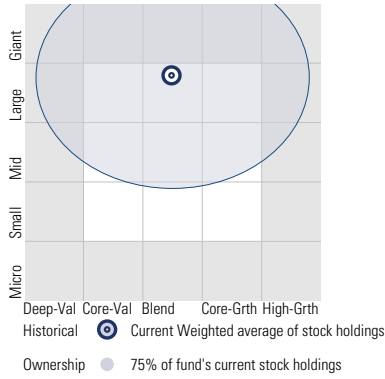
Vanguard Target Retirement 2070 Fund VSVNX

Morningstar Category
Target-Date 2065+

Morningstar Index
Morningstar Mod Tgt Risk TR USD

Style Analysis as of 09-30-2024

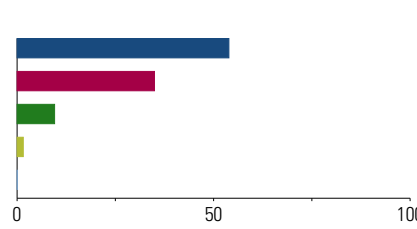
Morningstar Style Box™



Style Breakdown

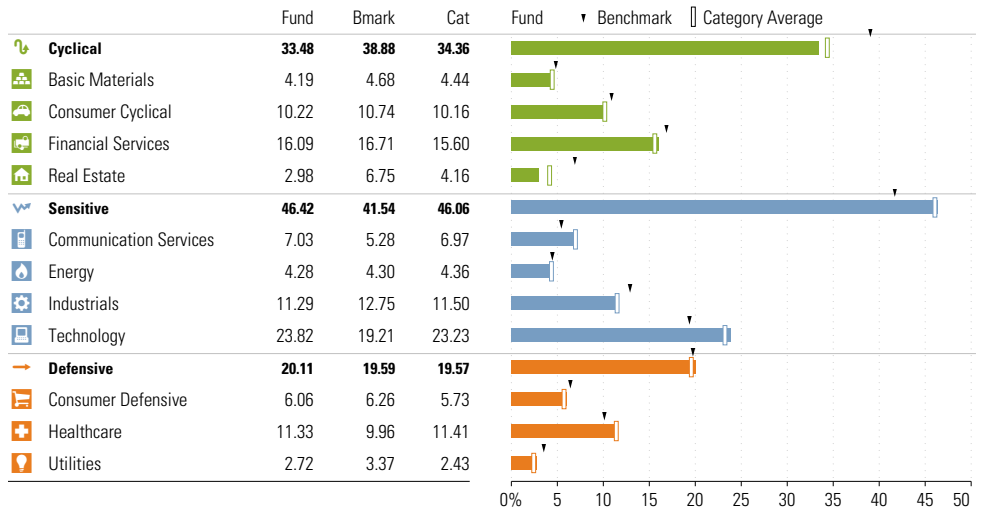


Asset Allocation as of 09-30-2024



Asset Class	Net %	Cat%
US Stocks	53.89	47.56
Non-US Stocks	34.95	30.61
Bonds	9.54	5.75
Cash	1.57	0.98
Other	0.05	15.09
Total	100.00	100.00

Sector Weighting as of 09-30-2024



Top 6 Holdings as of 09-30-2024

Name	Maturity Date	% Net Asset	Cumulative %	YTD Return %	Morningstar Sector
⊕ Vanguard Total Stock Mkt Idx Instl Pls	-	54.02	54.02	-	-
⊕ Vanguard Total Intl Stock Index Inv	-	35.79	89.81	-	-
⊕ Vanguard Total Bond Market II Idx Inv	-	6.96	96.77	-	-
⊕ Vanguard Total Intl Bd II Idx Instl	-	2.98	99.75	-	-
⊕ Mktliq 12/31/2049	-	0.16	99.91	-	-
⊕ Us Dollar	-	0.09	100.00	-	-

Total Holdings 6

⊕ Increase ⊖ Decrease ✨ New to Portfolio

Vanguard Target Retirement Income Fund VTINX

Morningstar Category
Target-Date Retirement

Morningstar Index
Morningstar Lifetime Mod Incm TR USD

Portfolio Manager(s)

Walter Nejman since 02-2013
Aurélie Denis since 02-2023
Michael Roach since 02-2023
Roger Aliaga-Diaz since 02-2023

Quantitative Screens

✔ **Performance:** The fund has finished in the Target-Date Retirement category's top three quartiles in 10 of the 10 years it's been in existence.

✔ **Management:** The fund's management has been in place for 11.61 years.

✔ **Style:** The fund has landed in its primary style box — Large Blend — 100 % of the time over the past three years.

✔ **Net Expense:** The fund's expense ratio of 0.08 is 85.45% lower than the Target-Date Retirement category average.

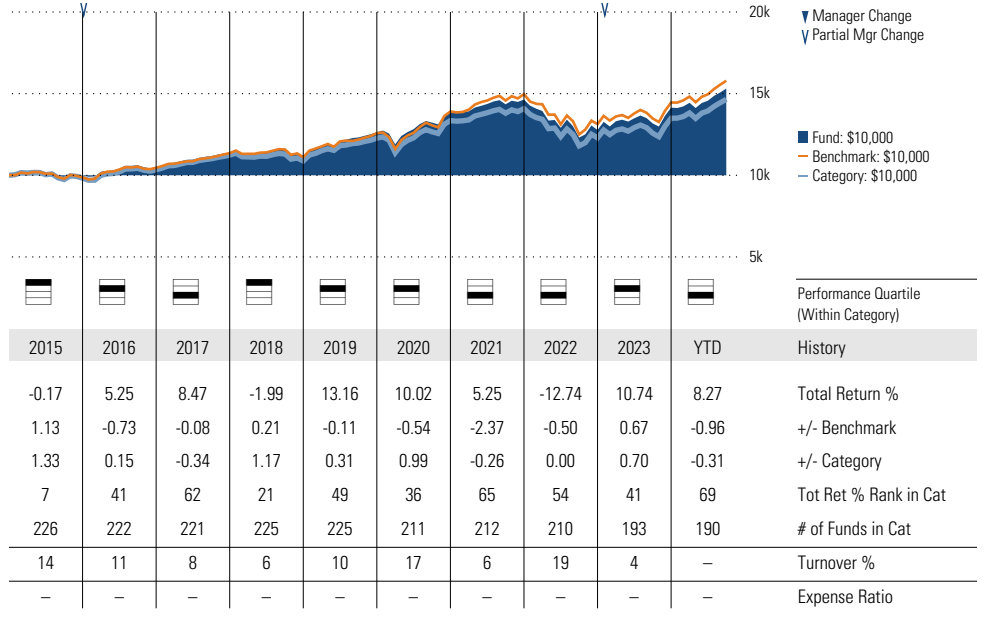
Morningstar Investment Management LLC Analysis

This fund passes all of Morningstar Investment Management's quantitative screens. Morningstar Investment Management has also assessed the fund from a qualitative perspective and, as a fiduciary, is comfortable recommending the fund's use in retirement plans.

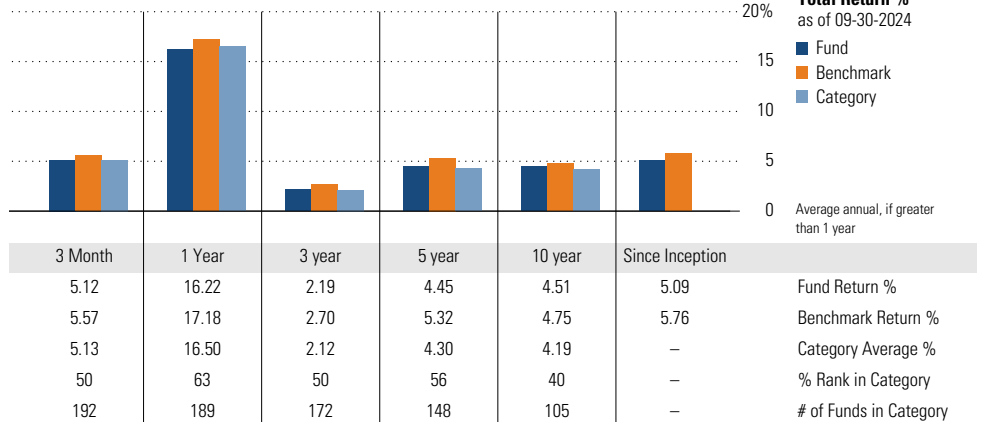
ESG Metrics

Metric	Rating	Updated
Sustainability Rating	4	08-31-2024
ESG Commitment	1-Low	02-15-2022

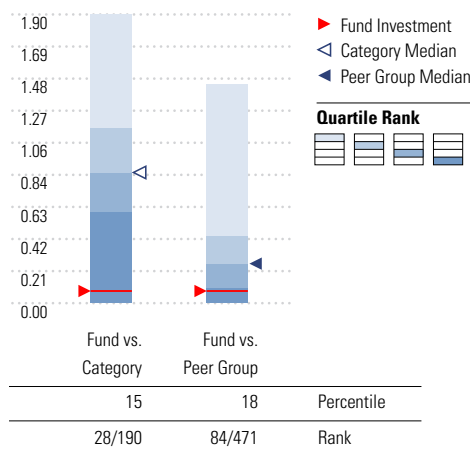
Growth of \$10,000



Trailing Performance



Net Expense



Peer group is a subset of the category and includes funds with the same management style (active vs. passive) and similar share class characteristics.

3-Year Risk Metrics

	Fund	Bmark	Cat
Alpha	-0.34	-	-0.49
Beta	0.94	-	0.98
R-Squared	97.99	-	97.01
Standard Deviation	8.72	9.22	9.18
Sharpe Ratio	-0.15	-0.08	-0.15
Tracking Error	1.37	-	1.77
Information Ratio	-0.37	-	-0.36
Up Capture Ratio	93.37	-	97.18
Down Capture Ratio	96.13	-	101.07

Portfolio Metrics

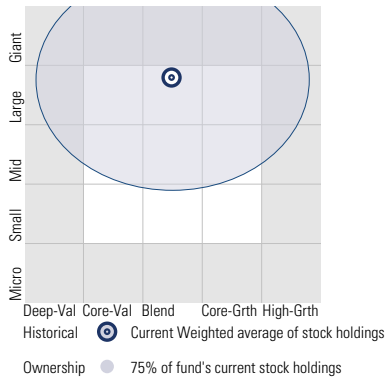
	Fund	Bmark	Cat
Price/Earnings Ratio	20.37	22.08	21.46
Price/Book Ratio	2.67	2.94	2.78
Avg Eff Duration	5.42	-	6.11

Vanguard Target Retirement Income Fund VTINX

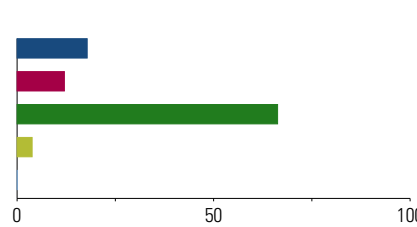
Morningstar Category
Target-Date Retirement

Morningstar Index
Morningstar Lifetime Mod Incm TR USD

Style Analysis as of 09-30-2024
Morningstar Style Box™

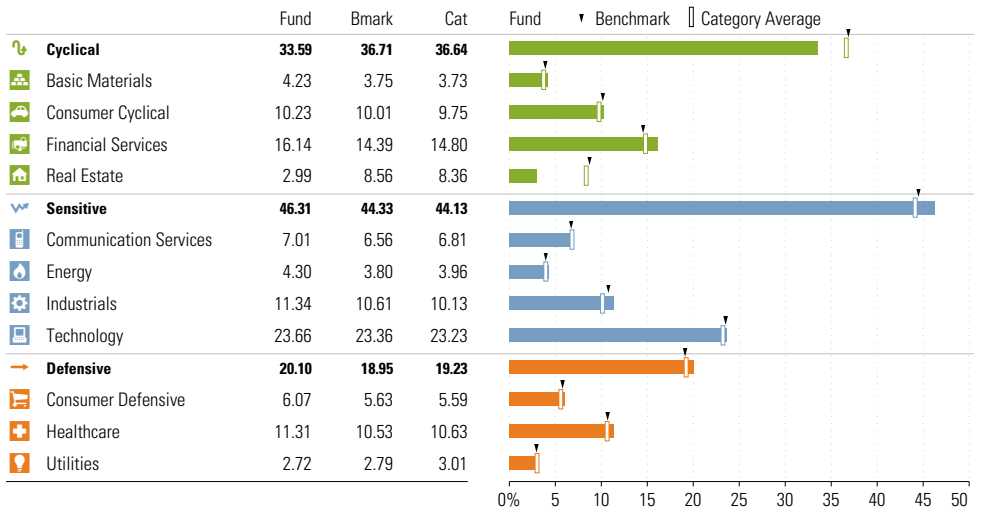


Asset Allocation as of 09-30-2024



Asset Class	Net %	Cat%
US Stocks	17.83	20.61
Non-US Stocks	12.03	9.30
Bonds	66.28	53.39
Cash	3.82	3.87
Other	0.06	12.84
Total	100.00	100.00

Sector Weighting as of 09-30-2024



Style Breakdown



Top 7 Holdings as of 09-30-2024

Name	Maturity Date	% Net Asset	Cumulative %	YTD Return %	Morningstar Sector
⊖ Vanguard Total Bond Market II Idx Inv	—	36.46	36.46	—	—
⊖ Vanguard Total Stock Mkt Idx Instl Pls	—	17.87	54.33	—	—
⊕ Vanguard Shrt-Term Infl-Prot Sec Idx Adm	—	16.75	71.08	—	—
⊖ Vanguard Total Intl Bd II Idx Instl	—	15.86	86.94	—	—
⊖ Vanguard Total Intl Stock Index Inv	—	12.32	99.26	—	—
⊖ Mktliq 12/31/2049	—	0.72	99.98	—	—
⊕ Us Dollar	—	0.02	100.00	—	—

Total Holdings 7

⊕ Increase ⊖ Decrease ✨ New to Portfolio