

American Funds Intl Gr and Inc R6 RIGGX

Morningstar Category
Foreign Large Blend

Morningstar Index
MSCI ACWI Ex USA NR USD

Portfolio Manager(s)

Steven Watson since 10-2008
Andrew Suzman since 10-2008
Patrice Collette since 09-2010
Leo Hee since 07-2015
Michael Cohen since 07-2018
Lisa Thompson since 09-2018
Bobby Chada since 09-2024
Barbara Burtin since 09-2024

Quantitative Screens

- Performance: The fund has finished in the Foreign Large Blend category's top three quartiles in 10 of the 10 years it's been in existence.
- Management: The fund's management has been in place for 17.01 years.
- Style: The fund has landed in its primary style box — Large Blend — 100 % of the time over the past three years.
- Net Expense: The fund's expense ratio of 0.53 is 32.91% lower than the Foreign Large Blend category average.

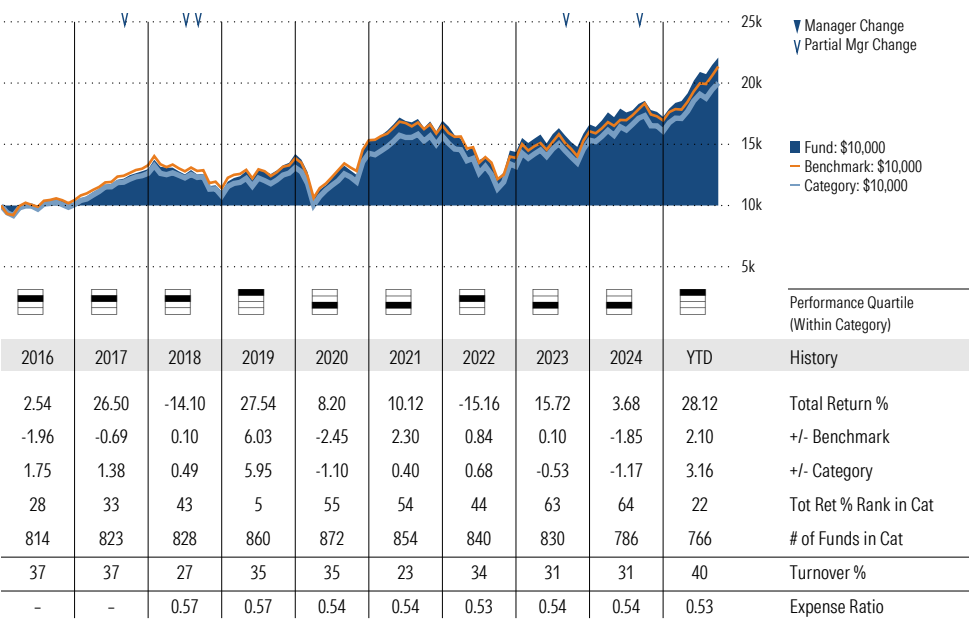
Morningstar Investment Management LLC Analysis

This fund passes all of Morningstar Investment Management's quantitative screens. Morningstar Investment Management has also assessed the fund from a qualitative perspective and, as a fiduciary, is comfortable recommending the fund's use in retirement plans.

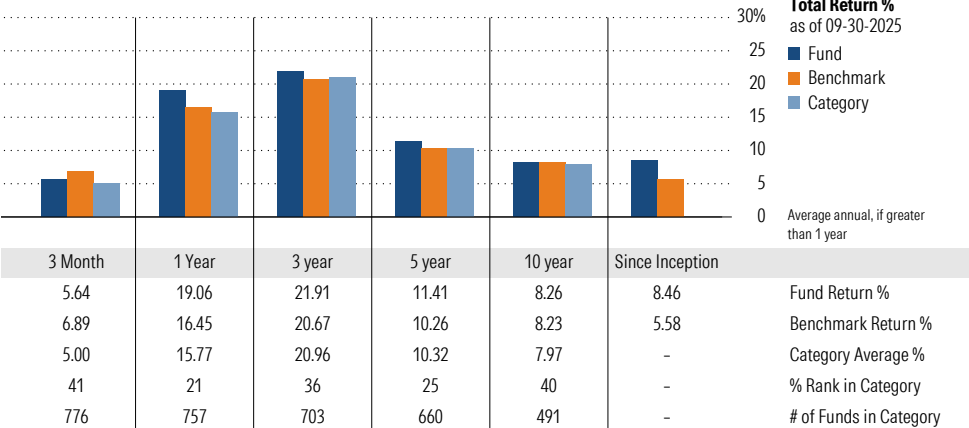
ESG Metrics

Metric	Rating	Updated
Sustainability Rating	2	08-31-2025
Carbon Risk Score	Low Risk	12-31-2022
ESG Commitment	1-Low	02-15-2022

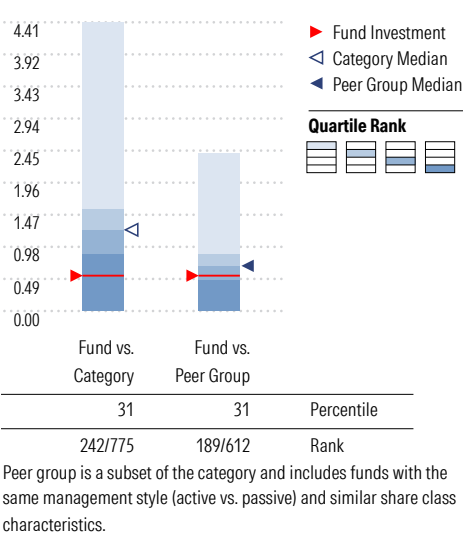
Growth of \$10,000



Trailing Performance



Net Expense



3-Year Risk Metrics

	Fund	Bmark	Cat
Alpha	1.11	-	0.01
Beta	1.00	-	1.02
R-Squared	94.50	-	90.69
Standard Deviation	13.56	13.21	14.14
Sharpe Ratio	1.17	1.12	1.08
Tracking Error	3.18	-	4.25
Information Ratio	0.39	-	0.11
Up Capture Ratio	102.71	-	104.10
Down Capture Ratio	97.74	-	108.66

Portfolio Metrics

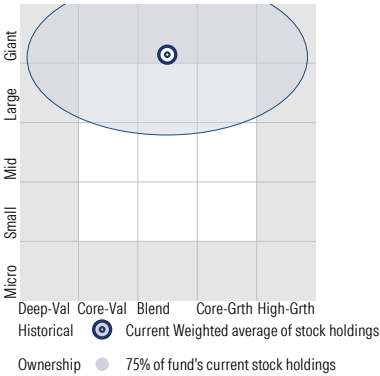
	Fund	Bmark	Cat
Price/Earnings Ratio	16.90	16.87	17.69
Price/Book Ratio	2.05	2.07	2.11
Geom Avg Mkt Cap \$B	63.72	62.76	67.92
ROE	19.16	18.05	18.02

American Funds Intl Gr and Inc R6 RIGGX

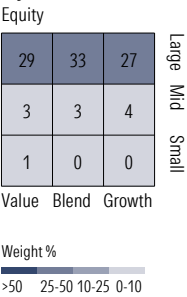
Morningstar Category Foreign Large Blend
Morningstar Index MSCI ACWI Ex USA NR USD

Style Analysis as of 09-30-2025

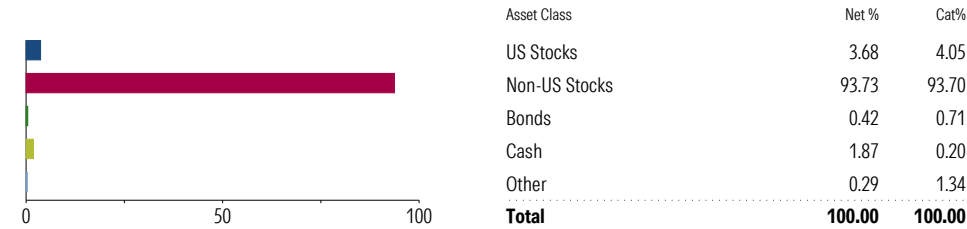
Morningstar Style Box™



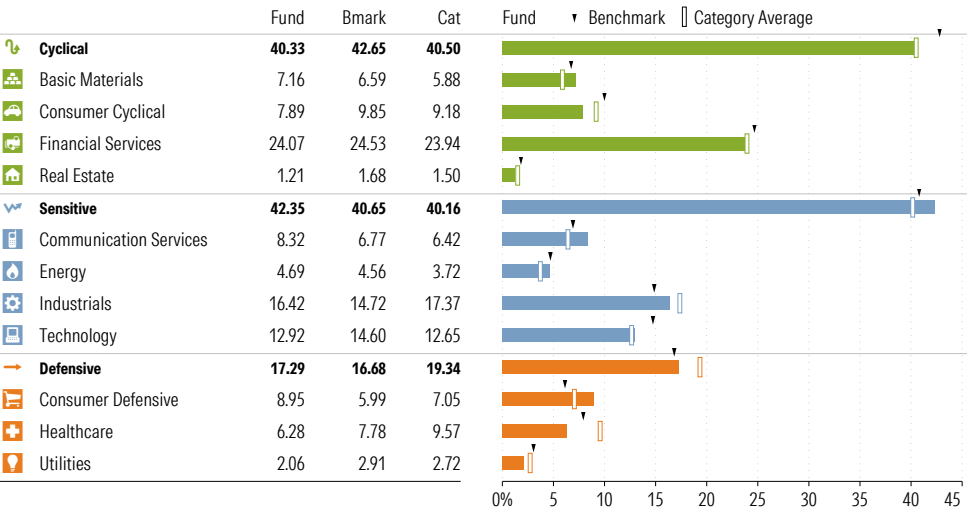
Style Breakdown




Asset Allocation as of 09-30-2025



Sector Weighting as of 09-30-2025



World Regions % Equity 09-30-2025



Top 10 Holdings as of 09-30-2025

Name	% Net Asset	Cumulative %	YTD Return %	Morningstar Sector
Taiwan Semiconductor Manufacturing Co Ltd	4.18	4.18	-	Technology
Capital Group Central Cash M	2.19	6.37	-	-
BAE Systems PLC	2.11	8.48	-	Industrials
ASML Holding NV	1.83	10.31	-	Technology
Airbus SE	1.70	12.01	-	Industrials
British American Tobacco PLC	1.66	13.67	-	Consumer Defensive
UniCredit SpA	1.55	15.21	-	Financial Services
Sanofi SA	1.51	16.73	-	Healthcare
TotalEnergies SE	1.44	18.17	-	Energy
AstraZeneca PLC	1.41	19.58	-	Healthcare

Total Holdings 293

⊕ Increase ⊖ Decrease ✨ New to Portfolio

American Funds New Perspective R6 RNPGX

Morningstar Category
Global Large-Stock Growth

Morningstar Index
MSCI ACWI NR USD

Portfolio Manager(s)

Robert Lovelace since 12-2000
Joanna Jonsson since 12-2005
Steven Watson since 12-2005
Brady Enright since 12-2005
Noriko Chen since 04-2012
Andraz Razen since 07-2015
Barbara Burtin since 12-2018
Patrice Collette since 12-2018
Kohei Higashi since 12-2020
Anne-Marie Peterson since 12-2020

Quantitative Screens

- Performance: The fund has finished in the Global Large-Stock Growth category's top three quartiles in 10 of the 10 years it's been in existence.
- Management: The fund's management has been in place for 24.85 years.
- Style: The fund has landed in its primary style box — Large Growth — 100 % of the time over the past three years.
- Net Expense: The fund's expense ratio of 0.41 is 61.68% lower than the Global Large-Stock Growth category average.

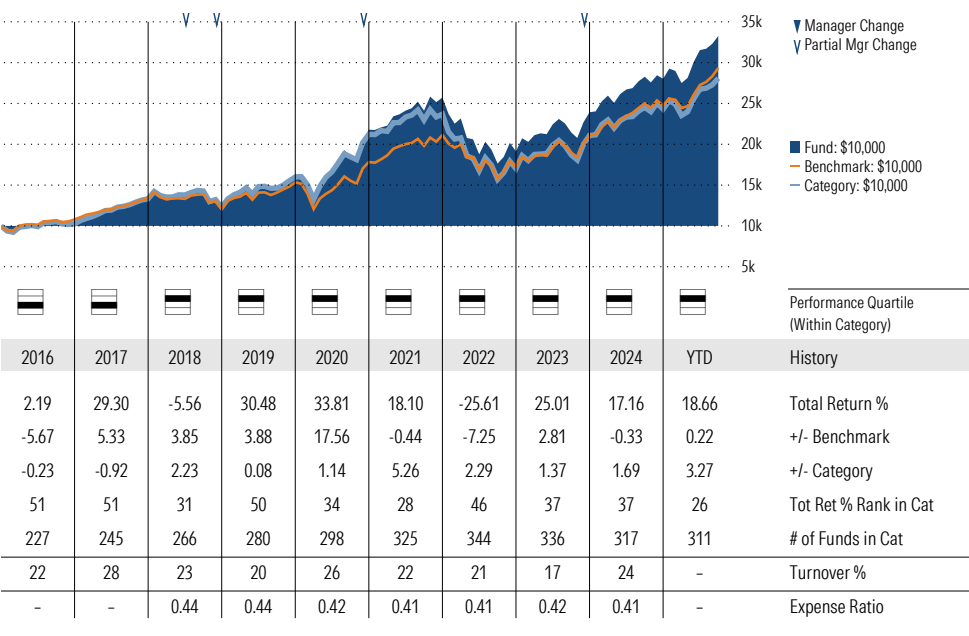
Morningstar Investment Management LLC Analysis

This fund passes all of Morningstar Investment Management's quantitative screens. Morningstar Investment Management has also assessed the fund from a qualitative perspective and, as a fiduciary, is comfortable recommending the fund's use in retirement plans.

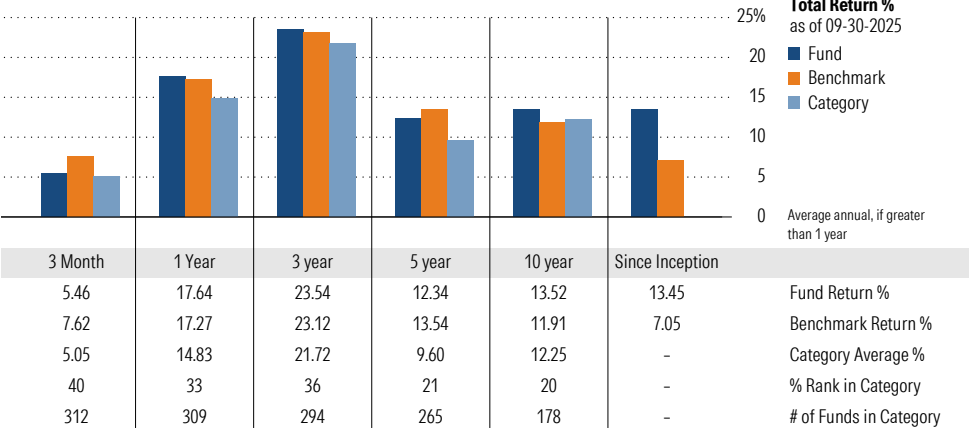
ESG Metrics

Metric	Rating	Updated
Sustainability Rating	2	08-31-2025
Carbon Risk Score	Low Risk	12-31-2022
ESG Commitment	2-Basic	02-15-2022

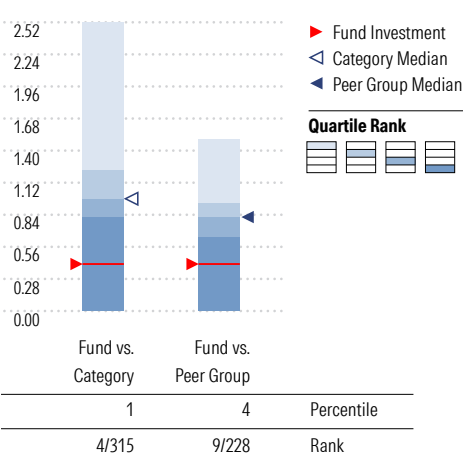
Growth of \$10,000



Trailing Performance



Net Expense



Peer group is a subset of the category and includes funds with the same management style (active vs. passive) and similar share class characteristics.

3-Year Risk Metrics

	Fund	Bmark	Cat
Alpha	-0.86	-	-3.05
Beta	1.06	-	1.13
R-Squared	96.25	-	84.94
Standard Deviation	13.55	12.53	15.59
Sharpe Ratio	1.27	1.34	1.08
Tracking Error	2.73	-	6.37
Information Ratio	0.15	-	-0.24
Up Capture Ratio	102.73	-	104.48
Down Capture Ratio	104.72	-	118.37

Portfolio Metrics

	Fund	Bmark	Cat
Price/Earnings Ratio	25.81	22.83	27.96
Price/Book Ratio	4.27	3.36	4.98
Geom Avg Mkt Cap \$B	219.56	211.82	232.05
ROE	27.44	28.85	29.93

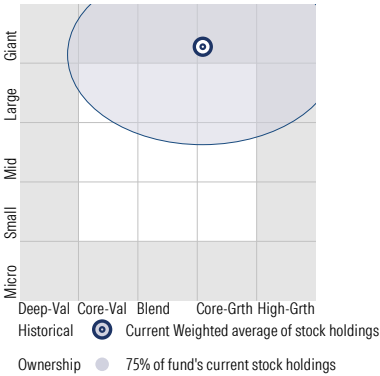
American Funds New Perspective R6 RNPGX

Morningstar Category
Global Large-Stock Growth

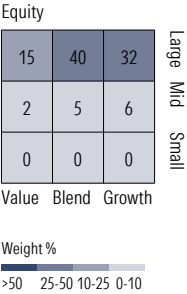
Morningstar Index
MSCI ACWI NR USD

Style Analysis as of 09-30-2025

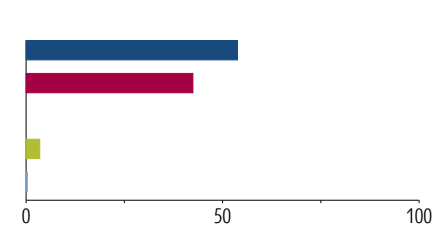
Morningstar Style Box™



Style Breakdown

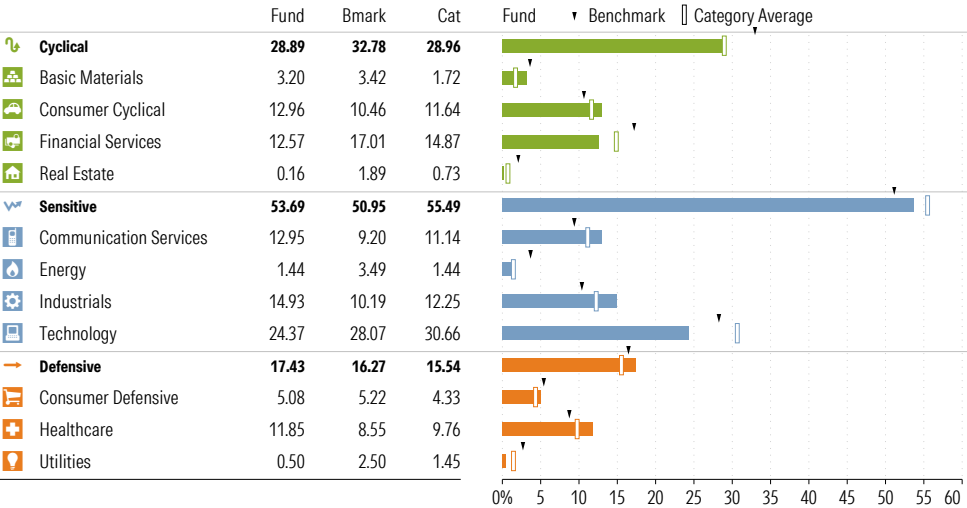


Asset Allocation as of 09-30-2025

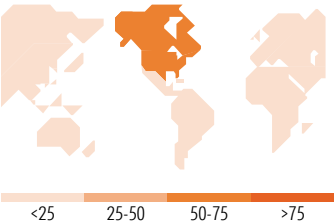


Asset Class	Net %	Cat%
US Stocks	53.80	59.28
Non-US Stocks	42.44	38.40
Bonds	0.00	0.04
Cash	3.48	1.60
Other	0.29	0.69
Total	100.00	100.00

Sector Weighting as of 09-30-2025



World Regions % Equity 09-30-2025



Greater Asia	Fund % 12.05	Cat % 13.58	Americas	Fund % 60.70	Cat % 65.03	Greater Europe	Fund % 27.25	Cat % 21.40	Market Maturity	Fund %
Japan	3.45	4.08	North America	59.42	63.34	United Kingdom	5.60	4.95	Developed Markets	96.32
Australasia	0.38	0.27	Central/Latin	1.28	1.69	W euro-ex UK	21.39	16.22	Emerging Markets	3.68
Asia-4 Tigers	6.08	4.78				Emrgng Europe	0.00	0.00	Not Available	0.00
Asia-ex 4 Tigers	2.14	4.45				Africa	0.26	0.23		
Not Classified	0.00	0.00								

Top 10 Holdings as of 09-30-2025

Name	% Net Asset	Cumulative %	YTD Return %	Morningstar Sector
⊕ Meta Platforms Inc Class A	4.17	4.17	25.69	Communication Svc
⊕ Microsoft Corp	3.71	7.89	23.47	Technology
⊖ Taiwan Semiconductor Manufacturing Co Ltd	3.48	11.36	-	Technology
⊕ Capital Group Central Cash Fund	3.40	14.76	-	-
⊖ Broadcom Inc	3.40	18.16	43.06	Technology
⊕ Tesla Inc	3.05	21.21	10.12	Consumer Cyclical
⊖ NVIDIA Corp	1.94	23.15	38.96	Technology
⊖ Netflix Inc	1.64	24.78	34.51	Communication Svc
UniCredit SpA	1.25	26.04	-	Financial Services
⊖ Shopify Inc Registered Shs -A- Subord Vtg	1.22	27.26	35.15	Technology

Total Holdings 276

⊕ Increase ⊖ Decrease ✨ New to Portfolio

American Funds New World R6 RNWGX

Morningstar Category
Diversified Emerging Mkts

Morningstar Index
MSCI EM NR USD

Portfolio Manager(s)

Carl Kawaja since 06-1999
Robert Lovelace since 06-1999
Christopher Thomsen since 01-2009
Winnie Kwan since 01-2009
Tomonori Tani since 10-2013
Bradford Freer since 01-2017
Akira Shiraishi since 01-2017
Lisa Thompson since 10-2019
Kirstie Spence since 12-2019
Dawid Justus since 01-2020
Piyada Phanaphat since 01-2020
Matt Hochstetler since 01-2024

Quantitative Screens

- Performance: The fund has finished in the Diversified Emerging Mkts category's top three quartiles in 10 of the 10 years it's been in existence.
- Management: The fund's management has been in place for 26.31 years.
- Style: The fund has landed in its primary style box — Large Growth — 100 % of the time over the past three years.
- Net Expense: The fund's expense ratio of 0.57 is 47.22% lower than the Diversified Emerging Mkts category average.

Morningstar Investment Management LLC Analysis

This fund passes all of Morningstar Investment Management's quantitative screens. Morningstar Investment Management has also assessed the fund from a qualitative perspective and, as a fiduciary, is comfortable recommending the fund's use in retirement plans.

ESG Metrics

Metric	Rating	Updated
Sustainability Rating	3	08-31-2025
Carbon Risk Score	Medium Risk	12-31-2022
ESG Commitment	1-Low	02-15-2022

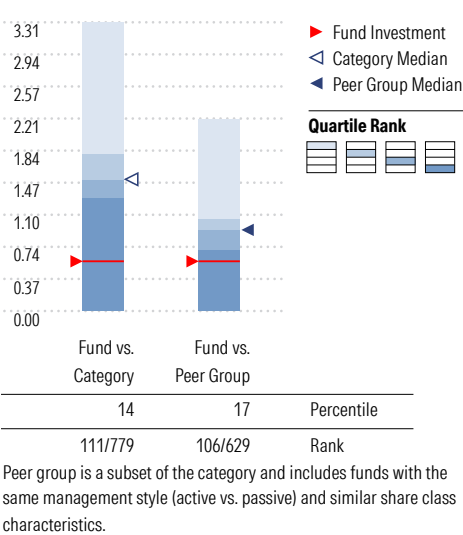
Growth of \$10,000



Trailing Performance



Net Expense



3-Year Risk Metrics

	Fund	Bmark	Cat
Alpha	5.24	-	1.14
Beta	0.73	-	0.91
R-Squared	79.67	-	86.04
Standard Deviation	12.80	15.75	15.43
Sharpe Ratio	1.05	0.83	0.82
Tracking Error	7.21	-	5.72
Information Ratio	0.11	-	-0.07
Up Capture Ratio	84.83	-	92.73
Down Capture Ratio	61.75	-	87.42

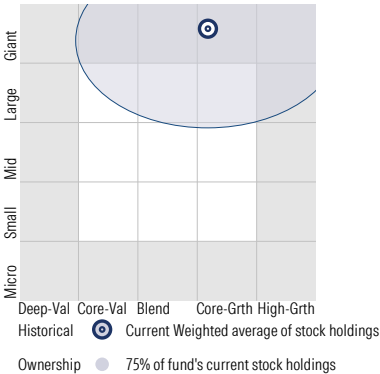
Portfolio Metrics

	Fund	Bmark	Cat
Price/Earnings Ratio	16.62	14.23	13.69
Price/Book Ratio	3.14	2.02	2.08
Geom Avg Mkt Cap \$B	95.48	65.29	69.39
ROE	26.38	19.48	21.18

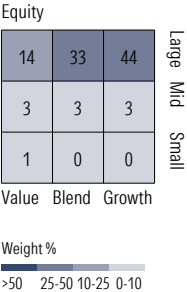
American Funds New World R6 RNWGX

Morningstar Category Diversified Emerging Mkts
Morningstar Index MSCI EM NR USD

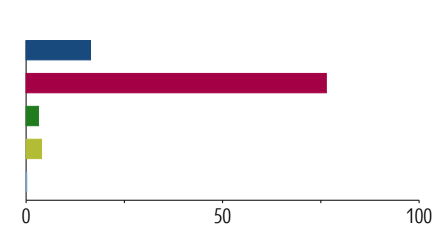
Style Analysis as of 09-30-2025
Morningstar Style Box™



Style Breakdown

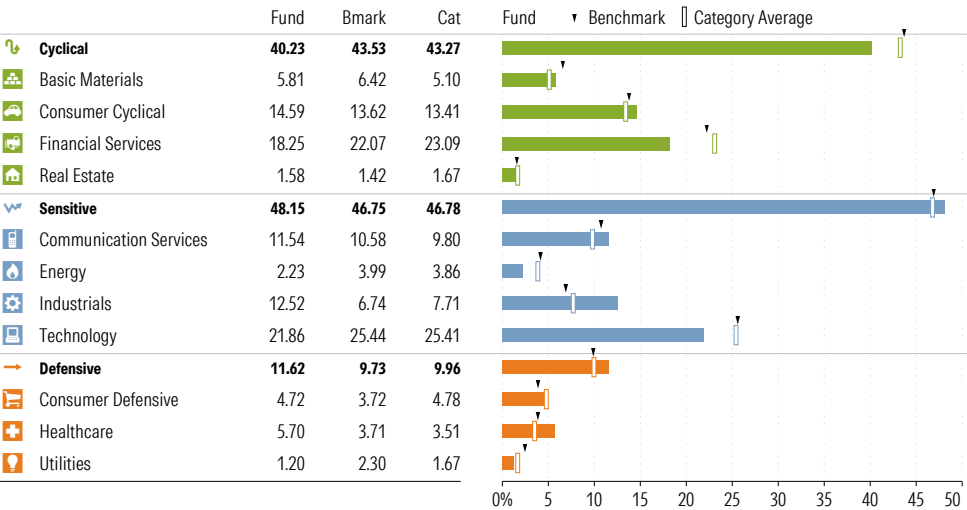


Asset Allocation as of 09-30-2025

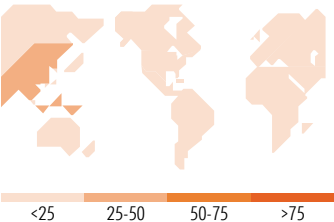


Asset Class	Net %	Cat%
US Stocks	16.39	2.47
Non-US Stocks	76.39	95.68
Bonds	3.13	0.03
Cash	3.93	1.64
Other	0.16	0.18
Total	100.00	100.00

Sector Weighting as of 09-30-2025



World Regions % Equity 09-30-2025



	Fund %	Cat %		Fund %	Cat %		Fund %	Cat %		Fund %
Greater Asia	48.07	74.80	Americas	30.42	13.77	Greater Europe	21.52	11.42	Market Maturity	
Japan	2.74	0.04	North America	19.84	2.27	United Kingdom	3.42	0.50	Developed Markets	57.17
Australasia	0.00	0.03	Central/Latin	10.58	11.50	W euro-ex UK	12.78	1.86	Emerging Markets	42.83
Asia-4 Tigers	16.72	29.81				Emrgng Europe	0.59	2.32	Not Available	0.00
Asia-ex 4 Tigers	28.61	44.92				Africa	4.73	6.74		
Not Classified	0.00	0.00								

Top 10 Holdings as of 09-30-2025

Name	% Net Asset	Cumulative %	YTD Return %	Morningstar Sector
⊖ Taiwan Semiconductor Manufacturing Co Ltd	7.20	7.20	-	Technology
⊕ Capital Group Central Cash Fund	3.75	10.95	-	-
⊕ Tencent Holdings Ltd	2.92	13.87	-	Communication Svc
⊖ Microsoft Corp	2.07	15.94	23.47	Technology
⊖ MercadoLibre Inc	1.97	17.92	37.43	Consumer Cyclical
⊖ SK Hynix Inc	1.64	19.56	-	Technology
⊖ Broadcom Inc	1.61	21.16	43.06	Technology
⊖ Airbus SE	1.46	22.63	-	Industrials
⊕ NVIDIA Corp	1.44	24.07	38.96	Technology
⊖ Meta Platforms Inc Class A	1.29	25.36	25.69	Communication Svc

Total Holdings 593

⊕ Increase ⊖ Decrease ✨ New to Portfolio

Baird Aggregate Bond Inst BAGIX

Morningstar Category
Intermediate Core Bond

Morningstar Index
Bloomberg US Agg Bond TR USD

Portfolio Manager(s)

M. Sharon deGuzman since 09-2000
Mary Ellen Stanek since 09-2000
Charles Groeschell since 09-2000
Warren Pierson since 09-2000
Meghan Dean since 05-2019
Jay Schwister since 05-2019
Jeffrey Schrom since 05-2019
Patrick Brown since 05-2021
Abhishek Pulakanti since 05-2022
Andrew O'Connell since 05-2022

Quantitative Screens

- Performance: The fund has finished in the Intermediate Core Bond category's top three quartiles in 10 of the 10 years it's been in existence.
- Management: The fund's management has been in place for 25.02 years.

Style Consistency is not calculated for Fixed Income funds.

- Net Expense: The fund's expense ratio of 0.3 is 40% lower than the Intermediate Core Bond category average.

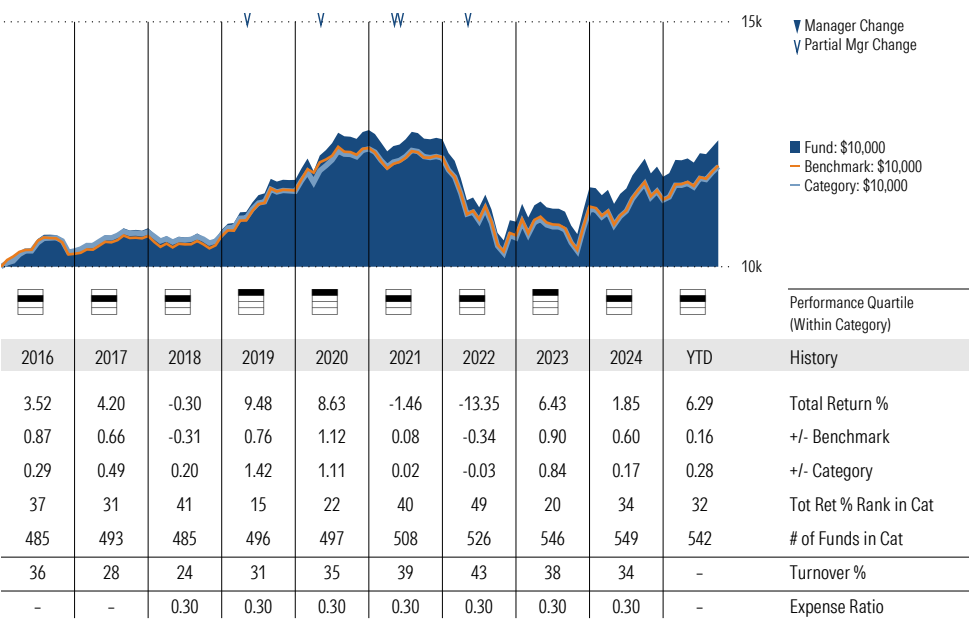
Morningstar Investment Management LLC Analysis

This fund passes all of Morningstar Investment Management's quantitative screens. Morningstar Investment Management has also assessed the fund from a qualitative perspective and, as a fiduciary, is comfortable recommending the fund's use in retirement plans.

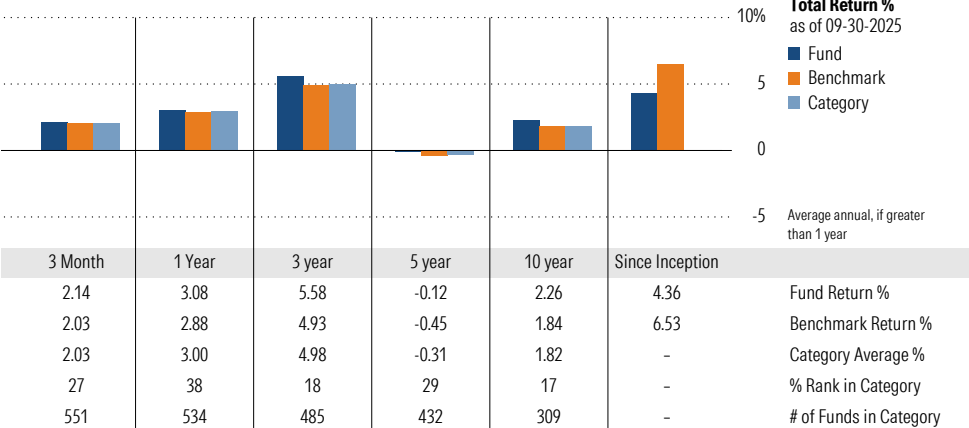
ESG Metrics

Metric	Rating	Updated
Sustainability Rating	4	08-31-2025
ESG Commitment	1-Low	02-15-2022

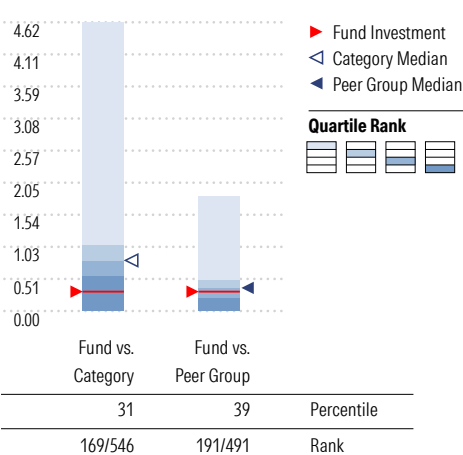
Growth of \$10,000



Trailing Performance



Net Expense



Peer group is a subset of the category and includes funds with the same management style (active vs. passive) and similar share class characteristics.

3-Year Risk Metrics

	Fund	Bmark	Cat
Alpha	0.56	-	0.07
Beta	1.01	-	0.99
R-Squared	99.66	-	98.24
Standard Deviation	6.54	6.44	6.42
Sharpe Ratio	0.11	0.02	0.02
Tracking Error	0.39	-	0.79
Information Ratio	1.67	-	-0.08
Up Capture Ratio	102.81	-	98.59
Down Capture Ratio	95.58	-	97.60

Portfolio Metrics

	Fund	Bmark	Cat
Avg Eff Duration	6.04	4.43	5.54
Avg Eff Maturity	7.98	-	8.01

Baird Aggregate Bond Inst BAGIX

Morningstar Category
Intermediate Core Bond

Morningstar Index
Bloomberg US Agg Bond TR USD

Style Analysis as of 09-30-2025

Style Breakdown



Asset Allocation as of 09-30-2025



Credit Rating Breakdown	Fund	Bmark	Cat
AAA	62.50	3.53	17.14
AA	3.10	74.59	47.02
A	13.70	10.82	21.22
BBB	20.40	8.32	12.53
BB	0.30	0.28	0.69
B	0.00	0.00	0.32
Below B	0.00	0.00	0.09
Not Rated	0.00	2.46	1.00

Sector Weighting as of 09-30-2025



Top 10 Holdings as of 09-30-2025

Name	Maturity Date	% Net Asset	Cumulative %	Fixed Income Sector
⊕ First American Government Obligs U	02-2030	2.81	2.81	-
⊖ United States Treasury Notes 4.25%	01-2028	2.05	4.86	-
United States Treasury Bonds 3.88%	05-2043	1.56	6.42	-
United States Treasury Bonds 2.88%	05-2043	1.48	7.90	-
United States Treasury Bonds 2.38%	02-2042	1.44	9.34	-
⊖ United States Treasury Notes 1.88%	02-2032	1.28	10.62	-
United States Treasury Bonds 3.38%	08-2042	1.27	11.90	-
⊖ United States Treasury Notes 3.75%	04-2028	1.22	13.12	-
United States Treasury Bonds 2.88%	05-2052	1.22	14.34	-
United States Treasury Notes 3.88%	11-2027	1.21	15.55	-

Total Holdings 1972

⊕ Increase ⊖ Decrease ✱ New to Portfolio

Eaton Vance Income Fund of Boston R6 EIBRX

Morningstar Category
High Yield Bond

Morningstar Index
ICE BofA US High Yield TR USD

Portfolio Manager(s)

Stephen Concannon since 11-2014
Jeffrey Mueller since 06-2019
Justin Bourgette since 03-2025
Bo Hunt since 03-2025

Quantitative Screens

✔ Performance: The fund has finished in the High Yield Bond category's top three quartiles in 10 of the 10 years it's been in existence.

✔ Management: The fund's management has been in place for 10.92 years.

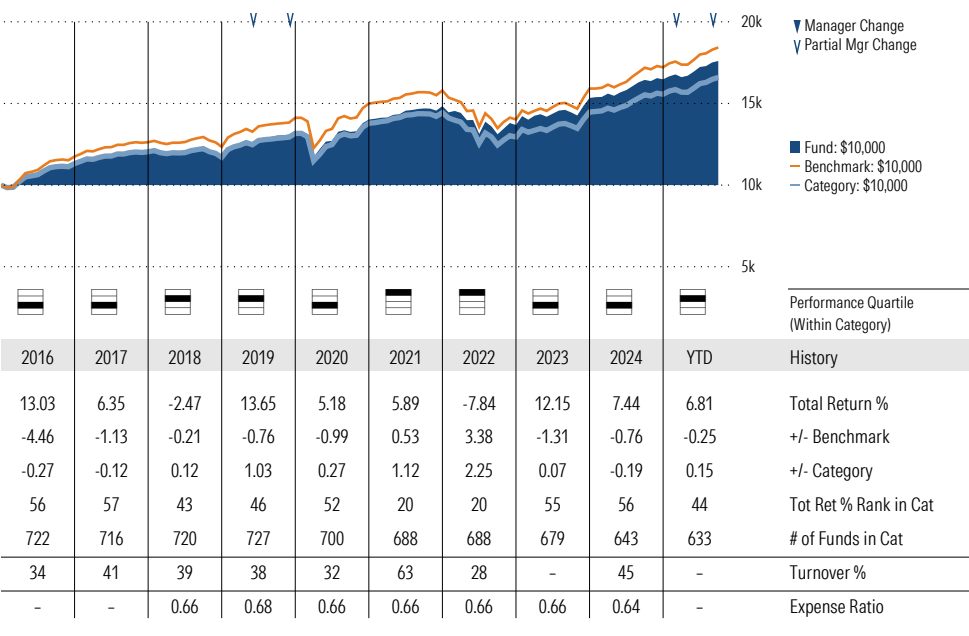
Style Consistency is not calculated for Fixed Income funds.

✔ Net Expense: The fund's expense ratio of 0.64 is 25.58% lower than the High Yield Bond category average.

Morningstar Investment Management LLC Analysis

This fund passes all of Morningstar Investment Management's quantitative screens. Morningstar Investment Management has also assessed the fund from a qualitative perspective and, as a fiduciary, is comfortable recommending the fund's use in retirement plans.

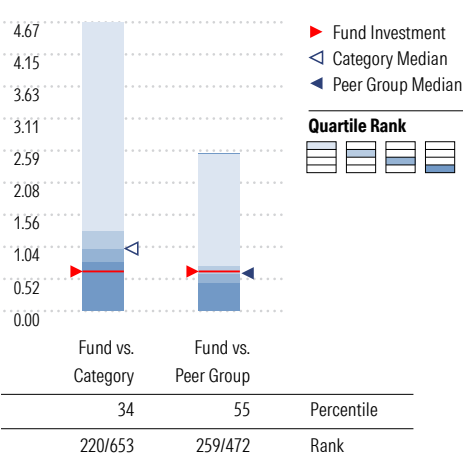
Growth of \$10,000



Trailing Performance



Net Expense



Peer group is a subset of the category and includes funds with the same management style (active vs. passive) and similar share class characteristics.

3-Year Risk Metrics

	Fund	Bmark	Cat
Alpha	-0.02	-	0.24
Beta	0.94	-	0.90
R-Squared	96.05	-	91.30
Standard Deviation	4.84	5.03	4.75
Sharpe Ratio	1.04	1.13	1.04
Tracking Error	1.00	-	1.44
Information Ratio	-0.66	-	-0.69
Up Capture Ratio	95.83	-	91.80
Down Capture Ratio	101.61	-	89.53

Portfolio Metrics

	Fund	Bmark	Cat
Avg Eff Duration	2.81	-	2.86
Avg Eff Maturity	4.03	-	4.80

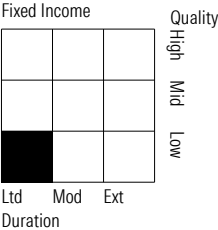
Eaton Vance Income Fund of Boston R6 EIBRX

Morningstar Category
High Yield Bond

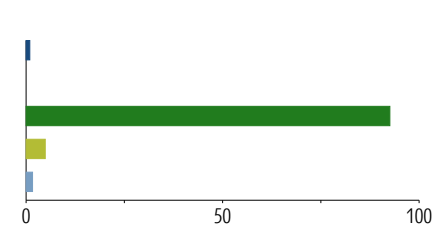
Morningstar Index
ICE BofA US High Yield TR USD

Style Analysis as of 09-30-2025

Style Breakdown



Asset Allocation as of 09-30-2025



Asset Class	Net %	Cat%
US Stocks	0.94	0.40
Non-US Stocks	0.00	0.05
Bonds	92.56	95.79
Cash	4.87	2.08
Other	1.64	1.66
Total	100.00	100.00

Credit Rating Breakdown	Fund	Bmark	Cat
AAA	0.00	-	1.17
AA	0.00	-	0.56
A	0.00	-	0.08
BBB	2.29	-	4.54
BB	44.33	-	41.56
B	40.46	-	30.45
Below B	10.28	-	16.10
Not Rated	2.64	-	5.55

Sector Weighting as of 09-30-2025

	Fund	Bmark	Cat	Fund	Benchmark	Category Average
Government	0.00	-	2.97			
Treasury	0.00	-	1.00			
Inflation - Protected	0.00	-	0.00			
Agency/Quasi Agency	0.00	-	0.00			
Other Government Related	0.00	-	1.97			
Corporate	95.07	-	90.38			
Corporate Bond	86.75	-	87.20			
Bank Loan	7.26	-	2.07			
Convertible	0.13	-	0.49			
Preferred	0.93	-	0.62			
Securitized	0.00	-	1.06			
Agency MBS Pass-Through	0.00	-	0.06			
Agency MBS ARM	0.00	-	0.00			
Agency MBS CMO	0.00	-	0.11			
Non-Agency Residential MBS	0.00	-	0.05			
Commercial MBS	0.00	-	0.07			
Asset-Backed	0.00	-	0.77			
Covered Bond	0.00	-	0.00			
Municipal	0.00	-	0.02			
Cash & Equivalents	4.93	-	4.01			
Other	0.00	-	1.56			

Top 10 Holdings as of 09-30-2025

Name	Maturity Date	% Net Asset	Cumulative %	Fixed Income Sector
⊕ Morgan Stanley Inst Lqudty Gov Sec Ins	12-2030	4.42	4.42	-
Beach Acquisition Bidco LLC 10%	07-2033	1.26	5.68	-
⊕ iShares Broad USD High Yield Corp Bd ETF	-	1.01	6.68	-
Medline Borrower LP 5.25%	10-2029	0.81	7.49	-
CCO Holdings, LLC/ CCO Holdings Capital Corp. 4.5%	08-2030	0.73	8.22	-
Athenahealth Group Inc. 6.5%	02-2030	0.72	8.94	-
Olympus Water US Holding Corp. 9.75%	11-2028	0.66	9.59	-
⊕ Celanese US Holdings Llc 7.2%	11-2033	0.58	10.18	-
⊕ Bausch Health	10-2030	0.58	10.76	-
Windsor Holdings III LLC 8.5%	06-2030	0.55	11.31	-

Total Holdings 438

⊕ Increase ⊖ Decrease ✱ New to Portfolio

Federated Hermes Govt Ultrashort R6 FGULX

Morningstar Category
Ultrashort Bond

Morningstar Index
Bloomberg US Agg Bond TR USD

Portfolio Manager(s)

Susan Hill since 07-1997
Liam O'Connell since 11-2010

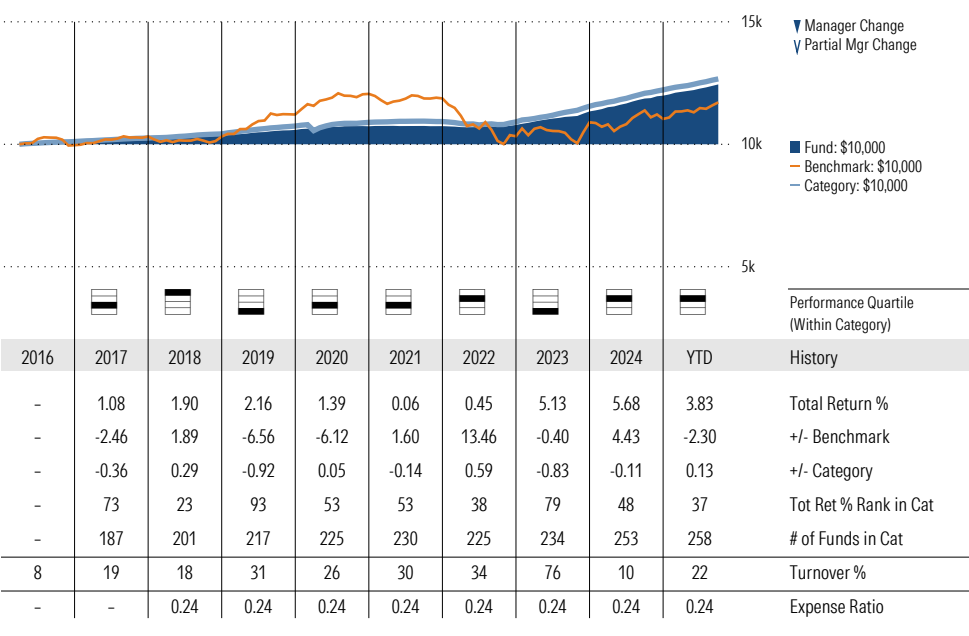
Quantitative Screens

- ✔ Performance: The fund has finished in the Ultrashort Bond category's top three quartiles in 7 of the 9 years it's been in existence.
 - ✔ Management: The fund's management has been in place for 28.24 years.
- Style Consistency is not calculated for Fixed Income funds.
- ✔ Net Expense: The fund's expense ratio of 0.24 is 38.46% lower than the Ultrashort Bond category average.

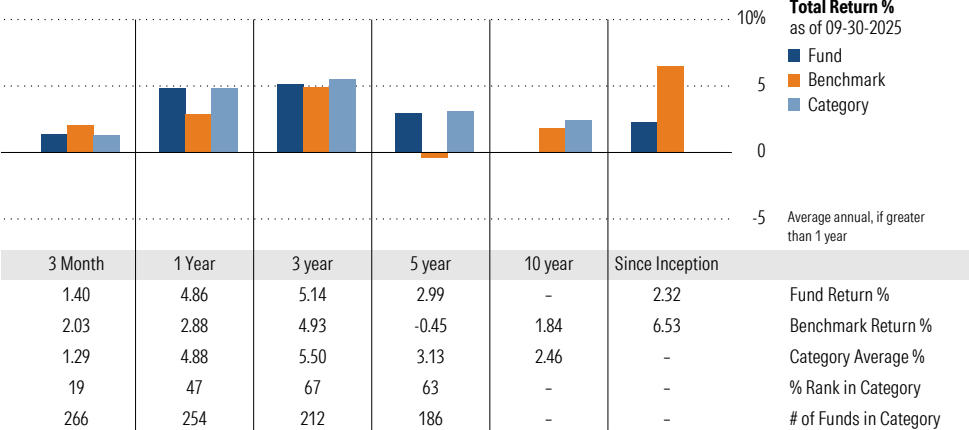
Morningstar Investment Management LLC Analysis

This fund passes all of Morningstar Investment Management's quantitative screens. Morningstar Investment Management has also assessed the fund from a qualitative perspective and, as a fiduciary, is comfortable recommending the fund's use in retirement plans.

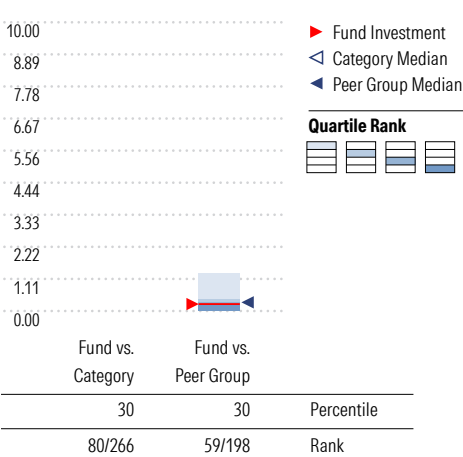
Growth of \$10,000



Trailing Performance



Net Expense



Peer group is a subset of the category and includes funds with the same management style (active vs. passive) and similar share class characteristics.

3-Year Risk Metrics

	Fund	Bmark	Cat
Alpha	4.66	-	5.06
Beta	0.07	-	0.06
R-Squared	57.79	-	33.96
Standard Deviation	0.61	6.44	0.70
Sharpe Ratio	0.19	0.02	0.51
Tracking Error	5.99	-	6.10
Information Ratio	0.04	-	0.09
Up Capture Ratio	30.02	-	29.25
Down Capture Ratio	-23.07	-	-29.31

Portfolio Metrics

	Fund	Bmark	Cat
Avg Eff Duration	0.81	4.43	0.95
Avg Eff Maturity	3.90	-	1.66

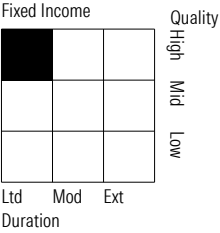
Federated Hermes Govt Ultrashort R6 FGULX

Morningstar Category
Ultrashort Bond

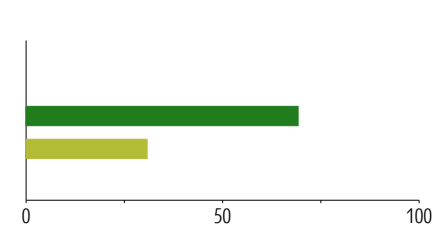
Morningstar Index
Bloomberg US Agg Bond TR USD

Style Analysis as of 09-30-2025

Style Breakdown



Asset Allocation as of 09-30-2025

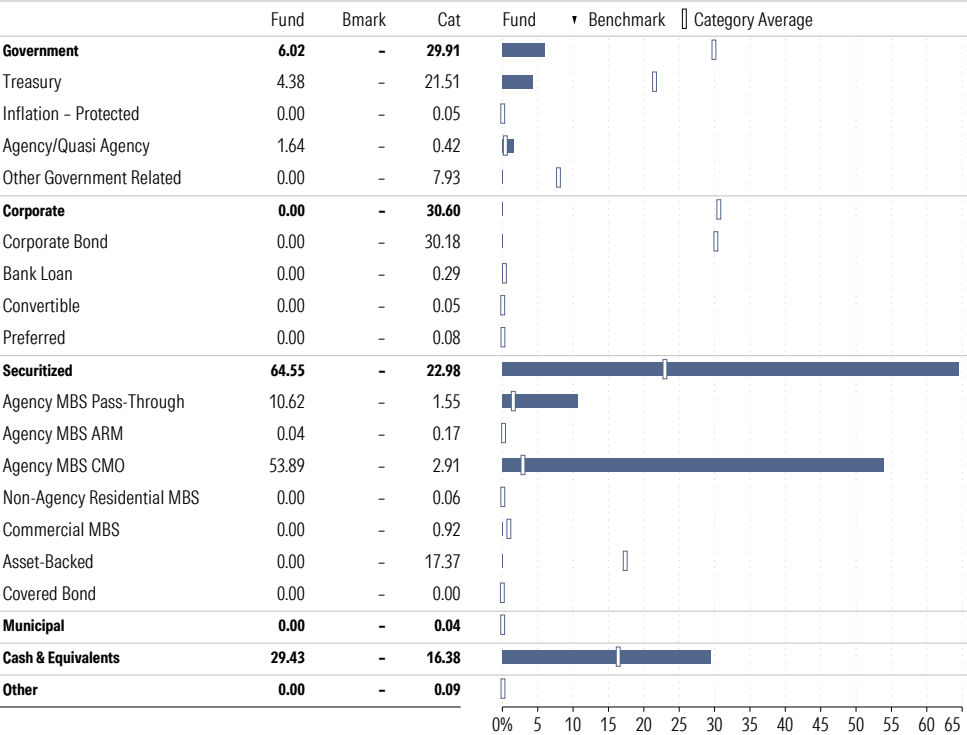


Asset Class	Net %	Cat%
US Stocks	0.00	6.88
Non-US Stocks	0.00	0.00
Bonds	69.21	63.84
Cash	30.79	29.26
Other	0.00	0.03
Total	100.00	100.00

Credit Rating Breakdown

	Fund	Bmark	Cat
AAA	100.00	3.53	28.60
AA	0.00	74.59	23.21
A	0.00	10.82	18.99
BBB	0.00	8.32	22.91
BB	0.00	0.28	2.84
B	0.00	0.00	1.01
Below B	0.00	0.00	0.22
Not Rated	0.00	2.46	2.21

Sector Weighting as of 09-30-2025



Top 10 Holdings as of 09-30-2025

Name	Maturity Date	% Net Asset	Cumulative %	Fixed Income Sector
⊕ Hsbc Repo 4 Repo	07-2025	11.29	11.29	-
⊕ Bank Of Montreal 6 Repo	07-2025	11.29	22.58	-
⊕ Repo Bank America Repo	07-2025	6.40	28.98	-
⊖ Government National Mortgage Association 5.13185%	10-2054	2.48	31.46	-
FEDERAL HOME LN MTG CORP MULTICLASS MTG PARTN CTFS GTD 4.97155%	04-2033	2.44	33.90	-
⊖ Government National Mortgage Association 5.15185%	03-2054	2.33	36.24	-
FEDERAL HOME LN MTG CORP MULTICLASS MTG PARTN CTFS GTD 4.87155%	01-2035	2.17	38.41	-
⊖ Government National Mortgage Association 5.35185%	08-2053	2.04	40.45	-
FEDERAL HOME LN MTG CORP MULTICLASS MTG PARTN CTFS GTD 4.82155%	12-2032	1.96	42.41	-
⊖ FEDERAL HOME LN MTG CORP MULTICLASS MTG PARTN CTFS GTD 4.87155%	12-2032	1.95	44.37	-

Total Holdings 233

⊕ Increase ⊖ Decrease ✱ New to Portfolio

Invesco Balanced-Risk Commodity Strat R6 IBRFX

Morningstar Category
Commodities Broad Basket

Morningstar Index
Bloomberg Commodity TR USD

Portfolio Manager(s)

Scott Hixon since 11-2010
Scott Wolle since 11-2010
Chris Devine since 11-2010
John Burrello since 12-2024

Quantitative Screens

✔ Performance: The fund has finished in the Commodities Broad Basket category's top three quartiles in 7 of the 10 years it's been in existence.

✔ Management: The fund's management has been in place for 14.84 years.

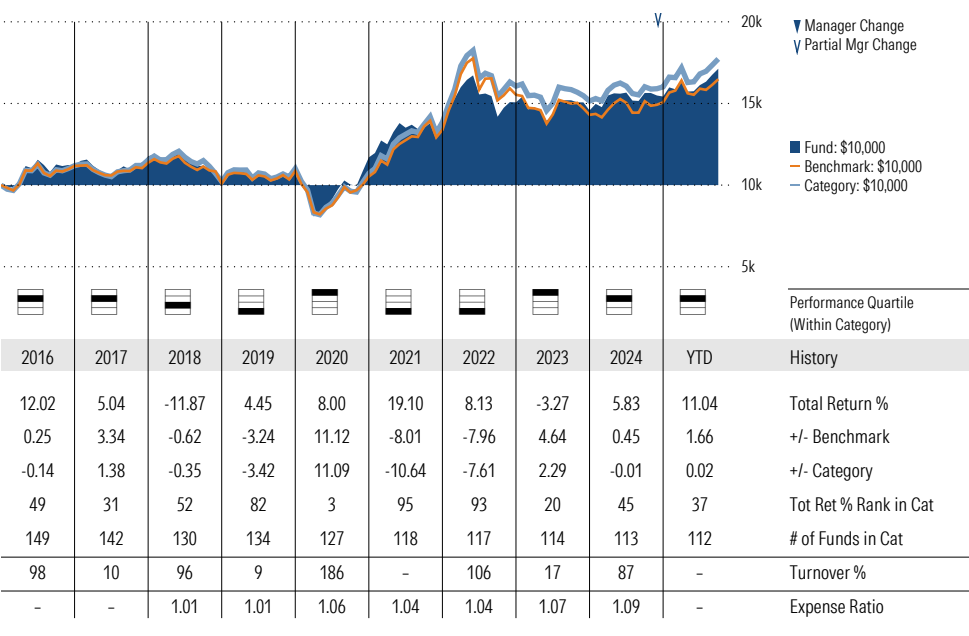
Style Consistency is not calculated for Fixed Income funds.

✔ Net Expense: The fund's expense ratio of 1.15 is 18.56% higher than the Commodities Broad Basket category average.

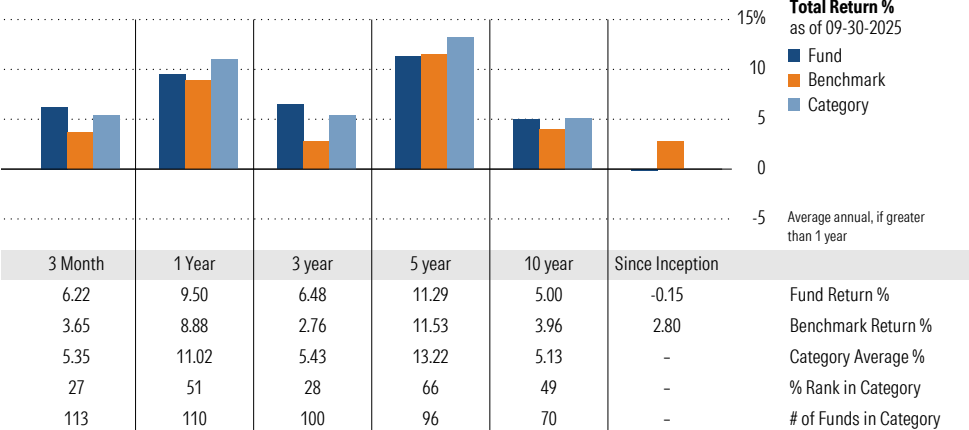
Morningstar Investment Management LLC Analysis

This fund passes all of Morningstar Investment Management's quantitative screens. Morningstar Investment Management has also assessed the fund from a qualitative perspective and, as a fiduciary, is comfortable recommending the fund's use in retirement plans.

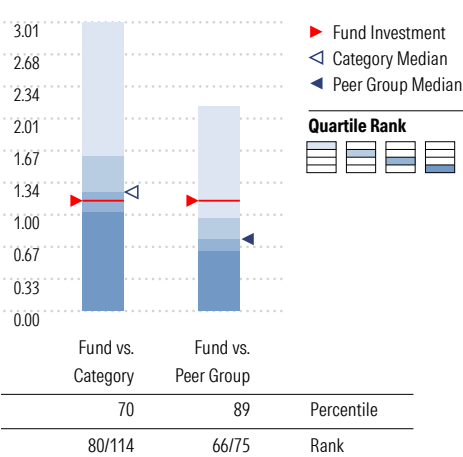
Growth of \$10,000



Trailing Performance



Net Expense



Peer group is a subset of the category and includes funds with the same management style (active vs. passive) and similar share class characteristics.

3-Year Risk Metrics

	Fund	Bmark	Cat
Alpha	4.15	-	2.09
Beta	0.79	-	0.94
R-Squared	76.88	-	81.99
Standard Deviation	8.85	9.77	10.36
Sharpe Ratio	0.20	-0.18	0.00
Tracking Error	4.71	-	4.06
Information Ratio	0.79	-	0.28
Up Capture Ratio	82.31	-	94.48
Down Capture Ratio	49.10	-	78.15

Portfolio Metrics

	Fund	Bmark	Cat
Price/Earnings Ratio	-	-	-
Price/Book Ratio	-	-	1.52
Geom Avg Mkt Cap \$B	-	-	15.01
ROE	-	-	11.03

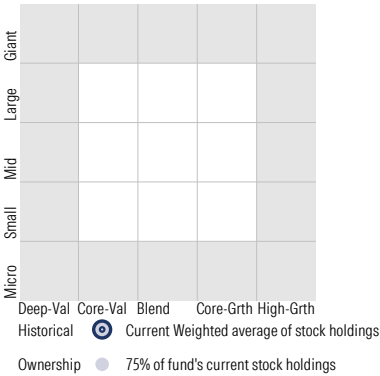
Invesco Balanced-Risk Commodity Strat R6 IBRFX

Morningstar Category
Commodities Broad Basket

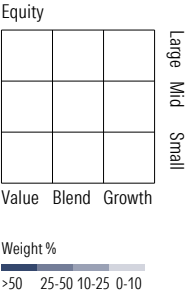
Morningstar Index
Bloomberg Commodity TR USD

Style Analysis as of 09-30-2025

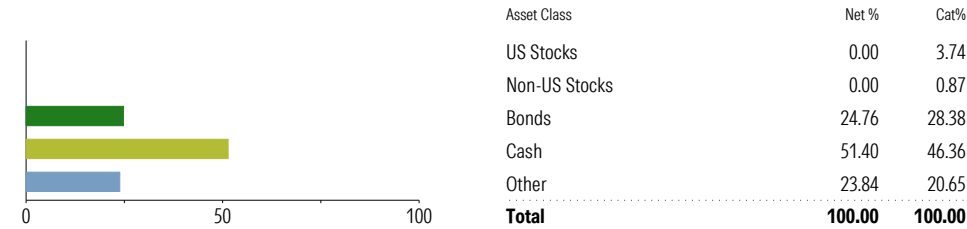
Morningstar Style Box™



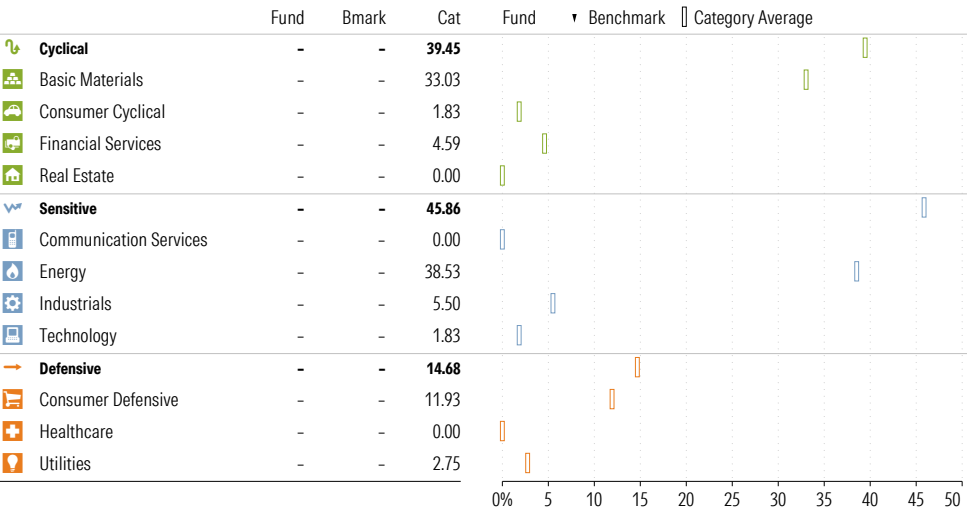
Style Breakdown



Asset Allocation as of 09-30-2025



Sector Weighting as of 09-30-2025



Top 10 Holdings as of 09-30-2025

Name	% Net Asset	Cumulative %	YTD Return %	Morningstar Sector
⊖ Invesco Shrt-Trm Inv Treasury Instl	32.05	32.05	-	-
⊖ Invesco Cayman Commodity Fund Iii Hf Hedge	23.84	55.89	-	-
⊖ Invesco Shrt-Trm Inv Gov&Agcy Instl	17.31	73.20	-	-
United States Treasury Notes 4.04846%	7.06	80.26	-	-
United States Treasury Notes 4.14346%	6.86	87.12	-	-
United States Treasury Notes 4.08046%	6.80	93.92	-	-
Bank of Montreal 0.03%	2.55	96.47	-	-
Royal Bk Cda Medium Term Sr Bk Nts 144A 0.1%	1.83	98.31	-	-
Societe Generale S.A. 0%	1.49	99.80	-	-
⊕ Usd Currency Cash	0.20	100.00	-	-

Total Holdings 10

⊕ Increase ⊖ Decrease ✱ New to Portfolio

Invesco Growth and Income R6 GIFFX

Morningstar Category
Large Value
Morningstar Index
Russell 1000 Value TR USD

Portfolio Manager(s)

Sergio Marcheli since 03-2003
Brian Jurkash since 12-2015
Matthew Titus since 01-2016

Quantitative Screens

- Performance: The fund has finished in the Large Value category's top three quartiles in 9 of the 10 years it's been in existence.
- Management: The fund's management has been in place for 22.6 years.
- Style: The fund has landed in its primary style box — Large Value — 100 % of the time over the past three years.
- Net Expense: The fund's expense ratio of 0.42 is 50.59% lower than the Large Value category average.

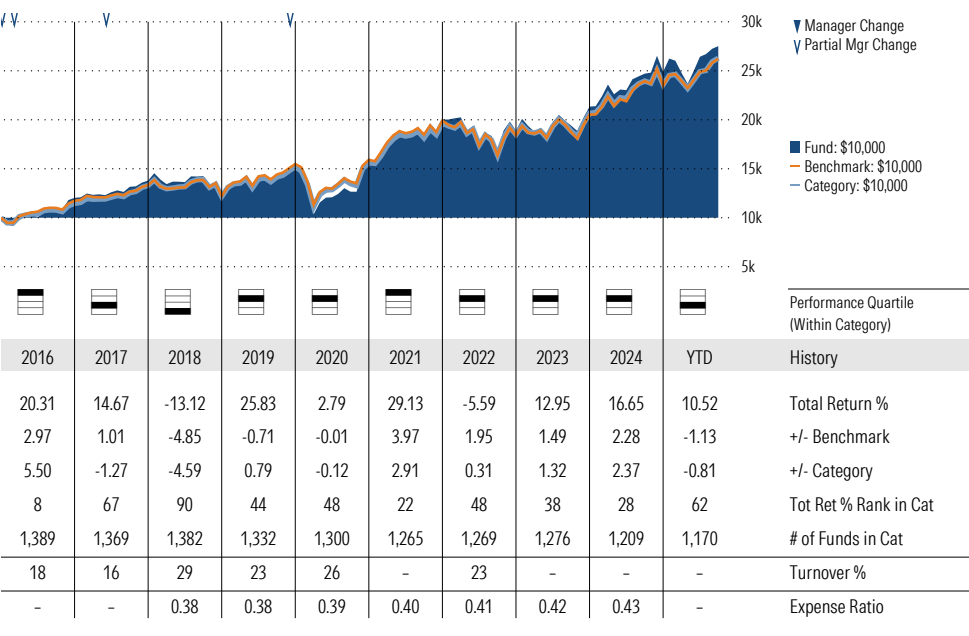
Morningstar Investment Management LLC Analysis

This fund passes all of Morningstar Investment Management's quantitative screens. Morningstar Investment Management has also assessed the fund from a qualitative perspective and, as a fiduciary, is comfortable recommending the fund's use in retirement plans.

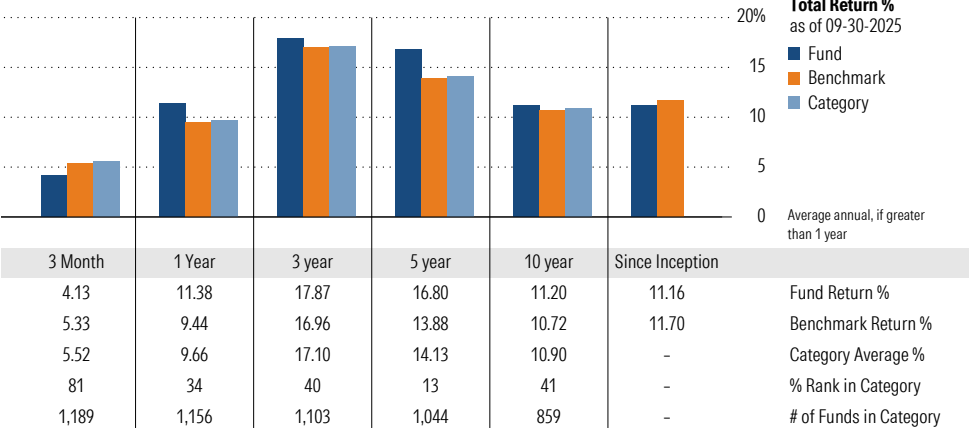
ESG Metrics

Metric	Rating	Updated
Sustainability Rating	2	08-31-2025
Carbon Risk Score	Medium Risk	12-31-2022

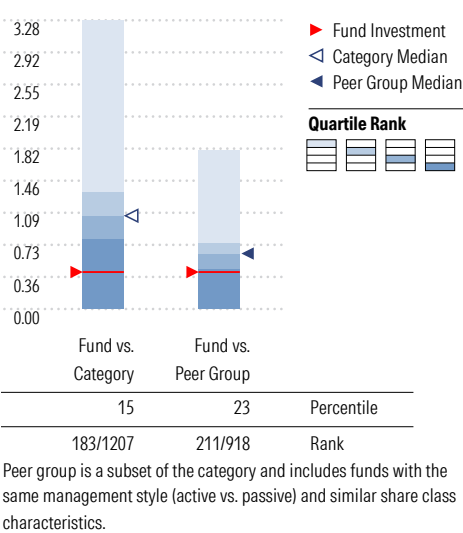
Growth of \$10,000



Trailing Performance



Net Expense



3-Year Risk Metrics

	Fund	Bmark	Cat
Alpha	0.11	-	0.86
Beta	1.05	-	0.94
R-Squared	93.63	-	92.41
Standard Deviation	15.47	14.26	14.03
Sharpe Ratio	0.83	0.83	0.84
Tracking Error	3.97	-	3.94
Information Ratio	0.23	-	-0.05
Up Capture Ratio	104.46	-	95.95
Down Capture Ratio	103.67	-	91.89

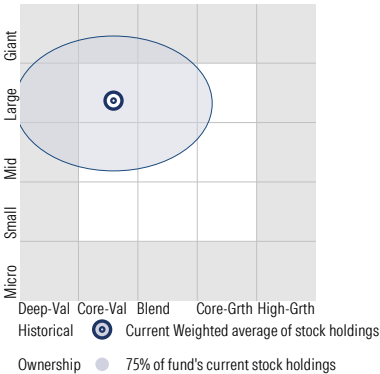
Portfolio Metrics

	Fund	Bmark	Cat
Price/Earnings Ratio	21.80	20.82	19.71
Price/Book Ratio	2.64	2.79	2.62
Geom Avg Mkt Cap \$B	123.97	112.02	150.33
ROE	18.43	18.80	21.04

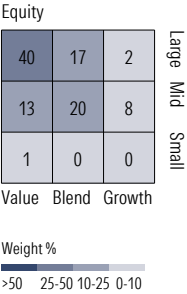
Invesco Growth and Income R6 GIFFX

Morningstar Category
Large Value
Morningstar Index
Russell 1000 Value TR USD

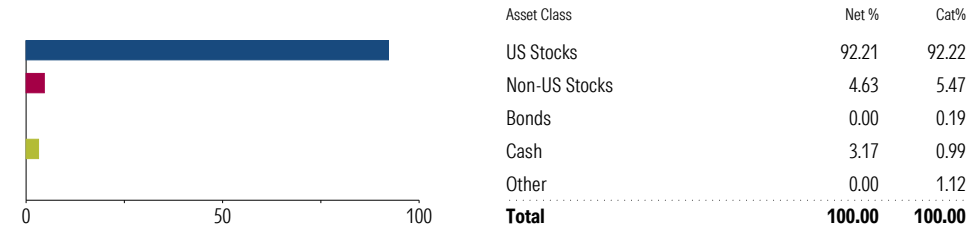
Style Analysis as of 09-30-2025
Morningstar Style Box™



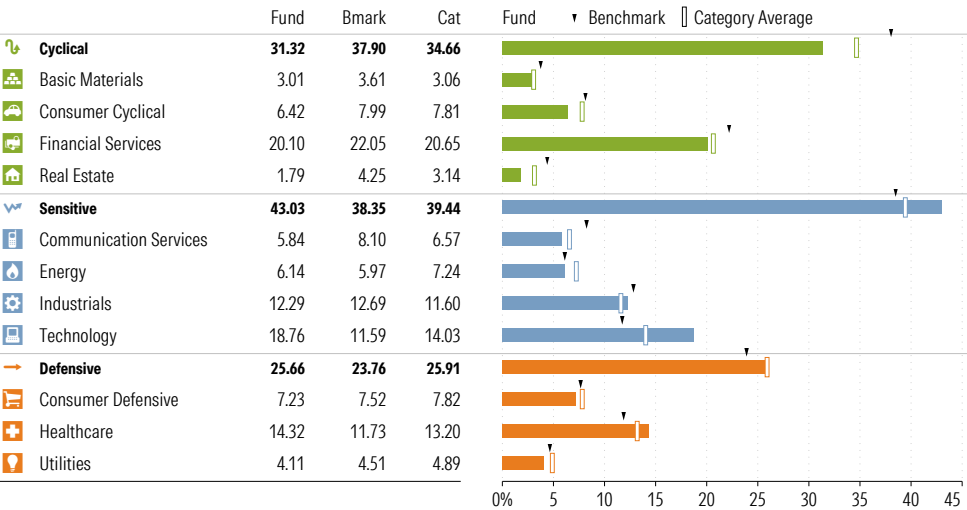
Style Breakdown



Asset Allocation as of 09-30-2025



Sector Weighting as of 09-30-2025



Top 15 Holdings as of 09-30-2025

Name	% Net Asset	Cumulative %	YTD Return %	Morningstar Sector
Wells Fargo & Co	3.64	3.64	21.11	Financial Services
Bank of America Corp	3.54	7.18	19.20	Financial Services
Amazon.com Inc	2.63	9.81	0.08	Consumer Cyclical
Microsoft Corp	2.37	12.18	23.47	Technology
Parker Hannifin Corp	2.19	14.37	20.02	Industrials
Philip Morris International Inc	2.13	16.50	37.02	Consumer Defensive
Johnson & Johnson	2.06	18.56	30.87	Healthcare
Charles Schwab Corp	2.03	20.59	30.09	Financial Services
The Walt Disney Co	2.01	22.60	3.28	Communication Svc
Invesco Shrt-Trm Inv Treasury Instl	1.99	24.59	-	-
Citizens Financial Group Inc	1.89	26.47	24.36	Financial Services
Willis Towers Watson PLC	1.88	28.35	11.16	Financial Services
Sysco Corp	1.85	30.21	9.73	Consumer Defensive
Microchip Technology Inc	1.84	32.05	14.36	Technology
Johnson Controls International PLC Registered Shares	1.75	33.79	40.74	Industrials

Total Holdings 90

⊕ Increase ⊖ Decrease ✨ New to Portfolio

MFS Growth R6 MFEKX

Portfolio Manager(s)

Eric Fischman since 04-2002
Bradford Mak since 06-2021
Timothy Dittmer since 06-2025

Quantitative Screens

- Performance: The fund has finished in the Large Growth category's top three quartiles in 10 of the 10 years it's been in existence.
- Management: The fund's management has been in place for 23.51 years.
- Style: The fund has landed in its primary style box — Large Growth — 100 % of the time over the past three years.
- Net Expense: The fund's expense ratio of 0.49 is 46.15% lower than the Large Growth category average.

Morningstar Investment Management LLC Analysis

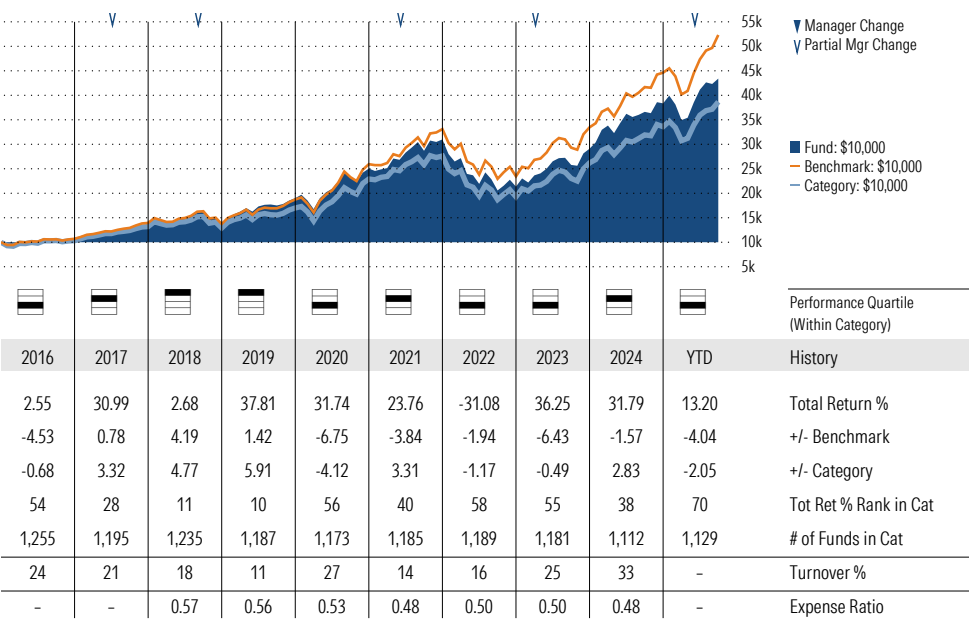
This fund passes all of Morningstar Investment Management's quantitative screens. Morningstar Investment Management has also assessed the fund from a qualitative perspective and, as a fiduciary, is comfortable recommending the fund's use in retirement plans.

ESG Metrics

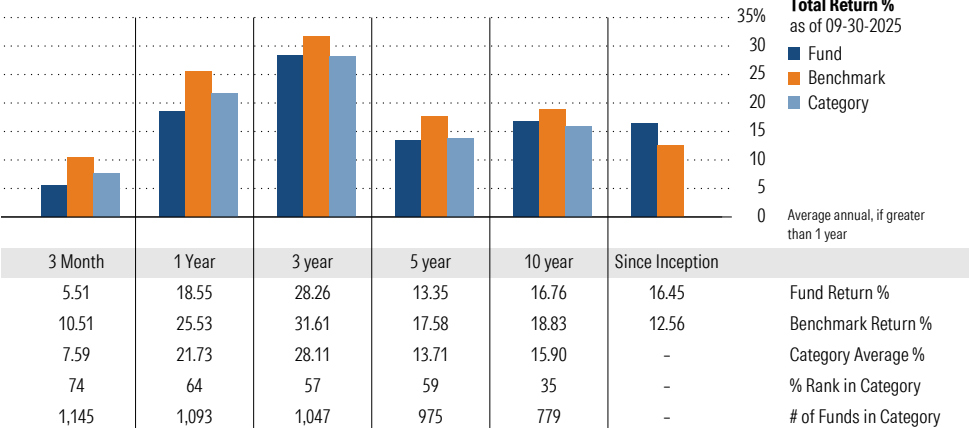
Metric	Rating	Updated
Sustainability Rating	3	08-31-2025
Carbon Risk Score	Low Risk	12-31-2022
ESG Commitment	2-Basic	02-15-2022

Morningstar Category
Large Growth
Morningstar Index
Russell 1000 Growth TR USD

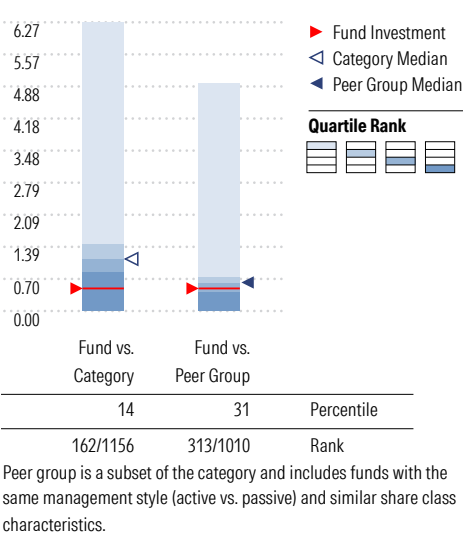
Growth of \$10,000



Trailing Performance



Net Expense



3-Year Risk Metrics

	Fund	Bmark	Cat
Alpha	-1.48	-	-2.66
Beta	0.96	-	1.00
R-Squared	93.85	-	89.18
Standard Deviation	15.75	15.91	16.99
Sharpe Ratio	1.36	1.51	1.27
Tracking Error	3.96	-	5.53
Information Ratio	-0.85	-	-0.74
Up Capture Ratio	93.79	-	95.21
Down Capture Ratio	101.51	-	107.36

Portfolio Metrics

	Fund	Bmark	Cat
Price/Earnings Ratio	37.68	38.61	35.44
Price/Book Ratio	10.71	13.60	10.12
Geom Avg Mkt Cap \$B	732.74	897.90	697.70
ROE	39.40	45.99	39.98

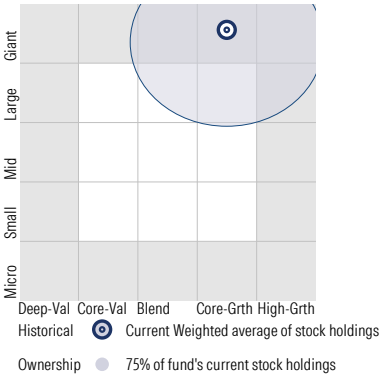
MFS Growth R6 MFEKX

Morningstar Category
Large Growth

Morningstar Index
Russell 1000 Growth TR USD

Style Analysis as of 09-30-2025

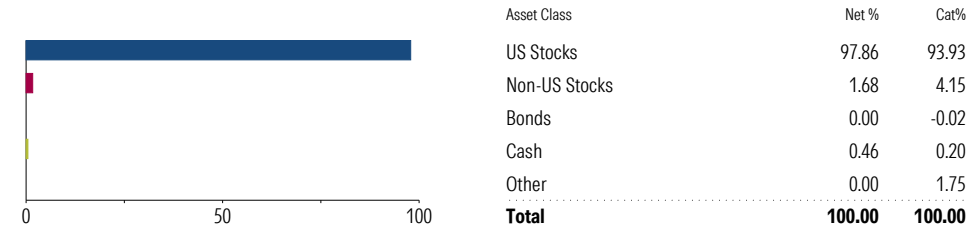
Morningstar Style Box™



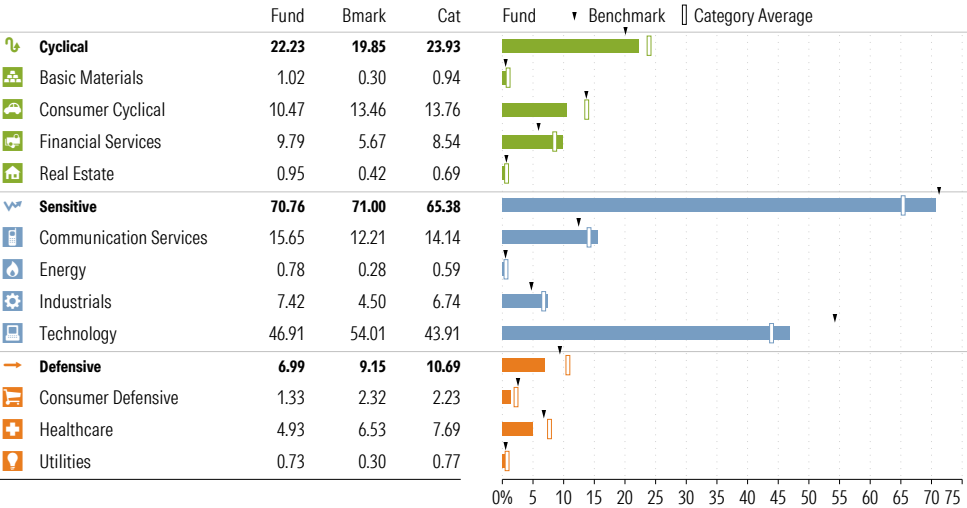
Style Breakdown



Asset Allocation as of 09-30-2025



Sector Weighting as of 09-30-2025



Top 15 Holdings as of 09-30-2025

Name	% Net Asset	Cumulative %	YTD Return %	Morningstar Sector
⊖ NVIDIA Corp	15.65	15.65	38.96	Technology
⊕ Microsoft Corp	14.25	29.89	23.47	Technology
⊖ Amazon.com Inc	7.96	37.85	0.08	Consumer Cyclical
⊖ Meta Platforms Inc Class A	6.37	44.22	25.69	Communication Svc
⊖ Alphabet Inc Class A	4.10	48.32	28.75	Communication Svc
⊖ Apple Inc	3.87	52.19	1.99	Technology
⊖ Mastercard Inc Class A	3.52	55.71	8.45	Financial Services
⊖ Netflix Inc	2.33	58.04	34.51	Communication Svc
⊖ GE Vernova Inc	1.79	59.83	87.09	Industrials
⊖ Amphenol Corp Class A	1.71	61.54	78.90	Technology
⊖ KKR & Co Inc Ordinary Shares	1.60	63.14	-11.77	Financial Services
⊖ Autodesk Inc	1.53	64.67	7.48	Technology
⊖ Broadcom Inc	1.52	66.19	43.06	Technology
⊖ Howmet Aerospace Inc	1.40	67.59	79.71	Industrials
⊖ Spotify Technology SA	1.38	68.97	56.02	Communication Svc

Total Holdings 66

⊕ Increase ⊖ Decrease ✨ New to Portfolio

MFS Mid Cap Growth R6 OTCKX

Morningstar Category
Mid-Cap Growth

Morningstar Index
Russell Mid Cap Growth TR USD

Portfolio Manager(s)

Eric Fischman since 11-2008
Eric Braz since 06-2021

Quantitative Screens

- Performance: The fund has finished in the Mid-Cap Growth category's top three quartiles in 10 of the 10 years it's been in existence.
- Management: The fund's management has been in place for 16.87 years.
- Style: The fund has landed in its primary style box — Mid-Cap Growth — 100 % of the time over the past three years.
- Net Expense: The fund's expense ratio of 0.66 is 37.14% lower than the Mid-Cap Growth category average.

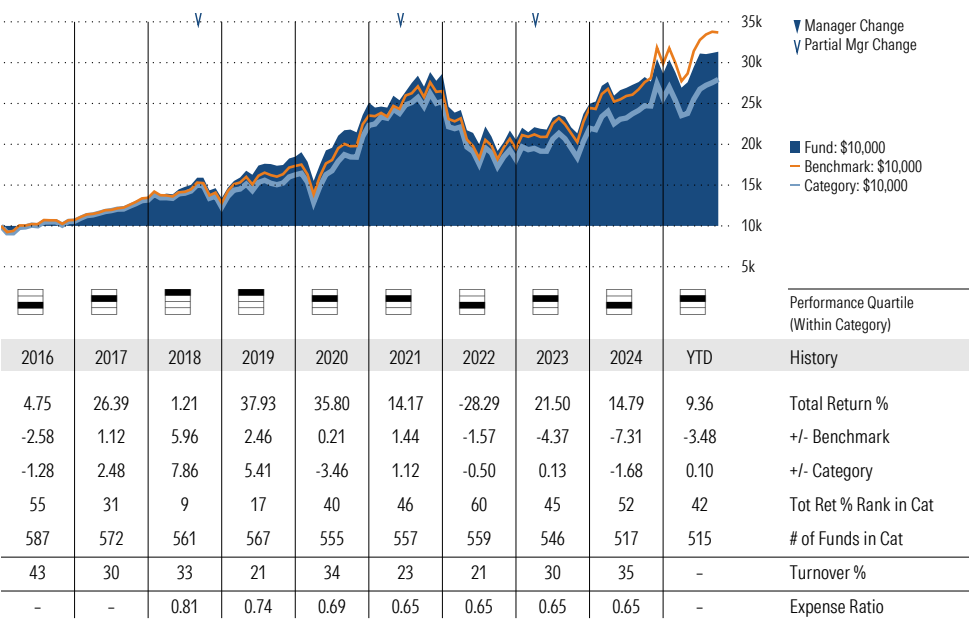
Morningstar Investment Management LLC Analysis

This fund passes all of Morningstar Investment Management's quantitative screens. Morningstar Investment Management has also assessed the fund from a qualitative perspective and, as a fiduciary, is comfortable recommending the fund's use in retirement plans.

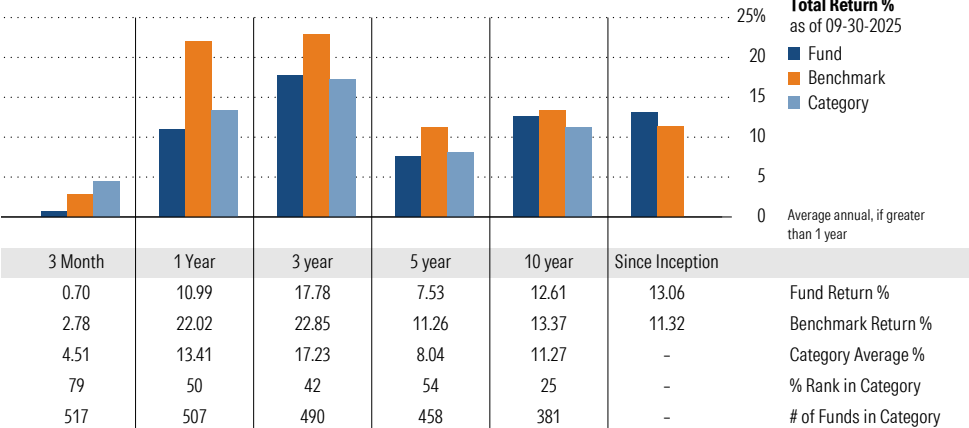
ESG Metrics

Metric	Rating	Updated
Sustainability Rating	4	08-31-2025
Carbon Risk Score	Low Risk	12-31-2022
ESG Commitment	2-Basic	02-15-2022

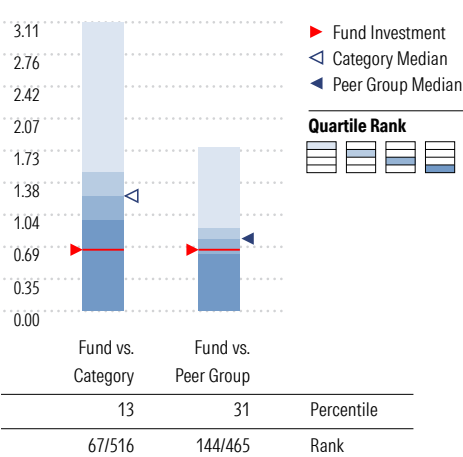
Growth of \$10,000



Trailing Performance



Net Expense



Peer group is a subset of the category and includes funds with the same management style (active vs. passive) and similar share class characteristics.

3-Year Risk Metrics

	Fund	Bmark	Cat
Alpha	-1.20	-	-3.66
Beta	0.85	-	0.95
R-Squared	92.86	-	87.45
Standard Deviation	16.36	18.62	19.24
Sharpe Ratio	0.79	0.94	0.66
Tracking Error	5.22	-	6.97
Information Ratio	-0.97	-	-1.10
Up Capture Ratio	81.73	-	89.30
Down Capture Ratio	85.52	-	105.67

Portfolio Metrics

	Fund	Bmark	Cat
Price/Earnings Ratio	40.03	32.97	31.19
Price/Book Ratio	7.40	9.92	6.49
Geom Avg Mkt Cap \$B	32.84	31.48	30.01
ROE	16.54	30.17	23.54

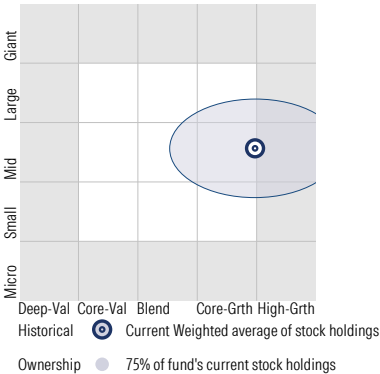
MFS Mid Cap Growth R6 OTCMX

Morningstar Category
Mid-Cap Growth

Morningstar Index
Russell Mid Cap Growth TR USD

Style Analysis as of 09-30-2025

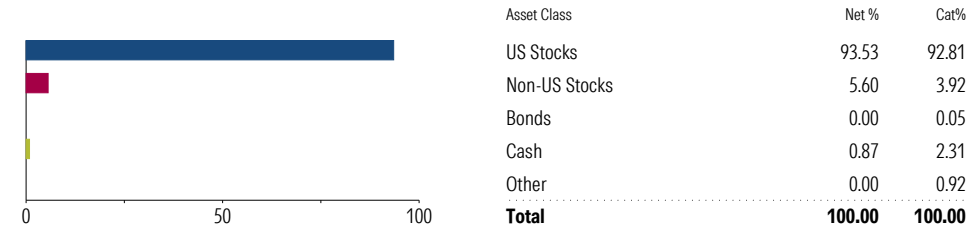
Morningstar Style Box™



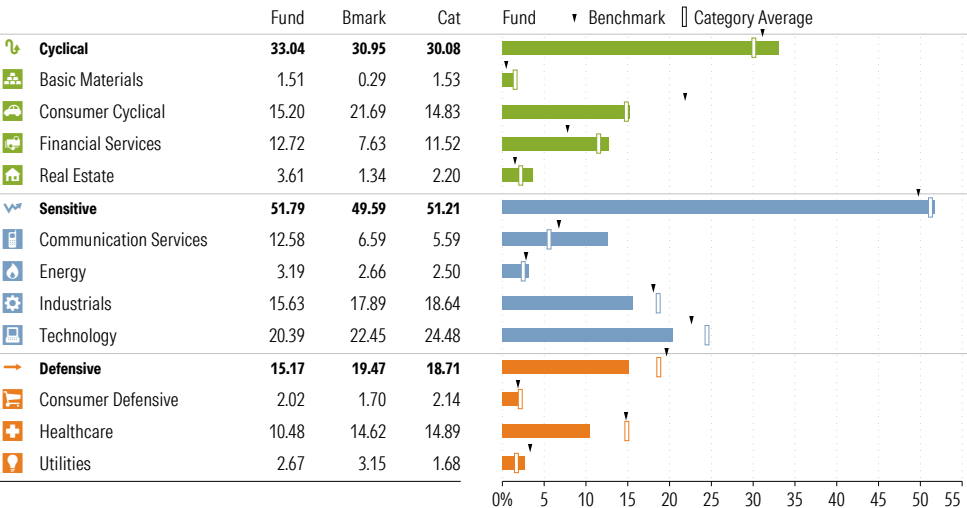
Style Breakdown



Asset Allocation as of 09-30-2025



Sector Weighting as of 09-30-2025



Top 15 Holdings as of 09-30-2025

Name	% Net Asset	Cumulative %	YTD Return %	Morningstar Sector
⊖ Howmet Aerospace Inc	3.71	3.71	79.71	Industrials
⊕ Take-Two Interactive Software Inc	3.09	6.80	40.35	Communication Svc
⊕ Spotify Technology SA	2.85	9.65	56.02	Communication Svc
⊕ Guidewire Software Inc	2.81	12.46	36.35	Technology
⊕ Vistra Corp	2.65	15.11	42.59	Utilities
⊕ Roblox Corp Ordinary Shares - Class A	2.52	17.63	139.41	Communication Svc
⊕ Axon Enterprise Inc	2.37	20.00	20.75	Industrials
⊕ Live Nation Entertainment Inc	2.27	22.27	26.18	Communication Svc
⊕ LPL Financial Holdings Inc	2.09	24.36	2.17	Financial Services
⊕ CBRE Group Inc Class A	2.02	26.38	20.01	Real Estate
⊕ Monolithic Power Systems Inc	1.96	28.34	56.38	Technology
⊕ Cheniere Energy Inc	1.86	30.20	10.06	Energy
⊕ Constellation Software Inc	1.82	32.02	-14.91	Technology
⊕ TKO Group Holdings Inc	1.74	33.77	43.18	Communication Svc
⊕ Cadence Design Systems Inc	1.72	35.49	16.91	Technology

Total Holdings 101

⊕ Increase ⊖ Decrease ✨ New to Portfolio

PGIM Global Total Return R6 PGTQX

Morningstar Category
Global Bond

Morningstar Index
Bloomberg Gbl Agg Ex USD TR USD

Portfolio Manager(s)

Robert Tipp since 09-2002
Matthew Angelucci since 10-2018
Brett Bailey since 09-2021
Gregory Peters since 07-2022

Quantitative Screens

Performance: The fund has finished in the Global Bond category's top three quartiles in 9 of the 10 years it's been in existence.

Management: The fund's management has been in place for 23.02 years.

Style Consistency is not calculated for Fixed Income funds.

Net Expense: The fund's expense ratio of 0.53 is 41.76% lower than the Global Bond category average.

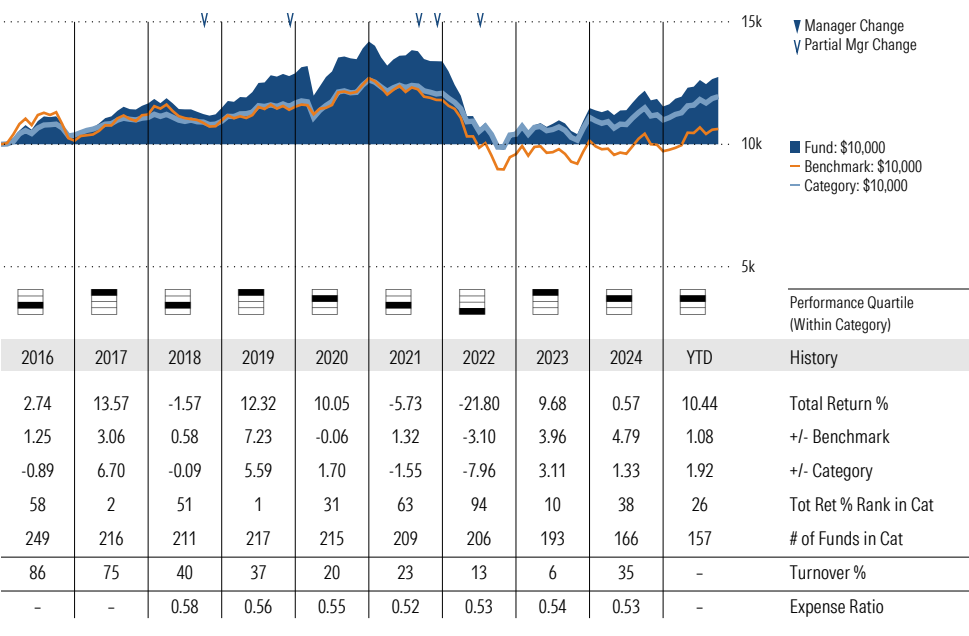
Morningstar Investment Management LLC Analysis

This fund passes all of Morningstar Investment Management's quantitative screens. Morningstar Investment Management has also assessed the fund from a qualitative perspective and, as a fiduciary, is comfortable recommending the fund's use in retirement plans.

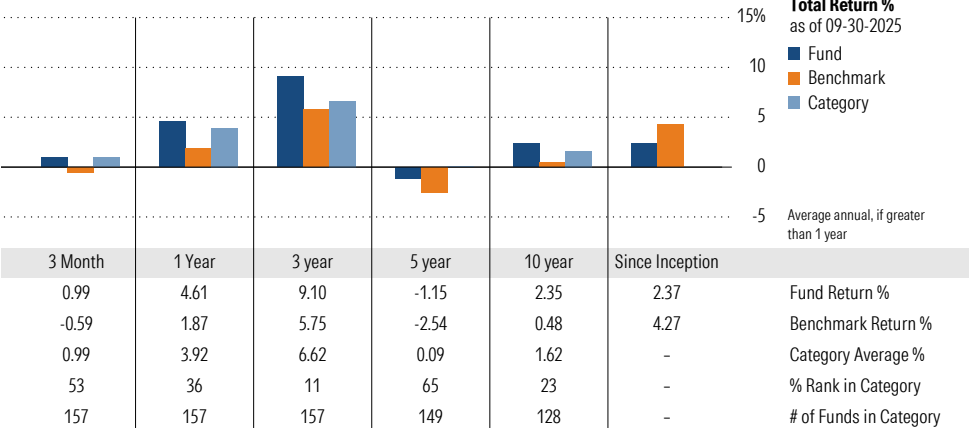
ESG Metrics

Metric	Rating	Updated
Sustainability Rating	2	08-31-2025

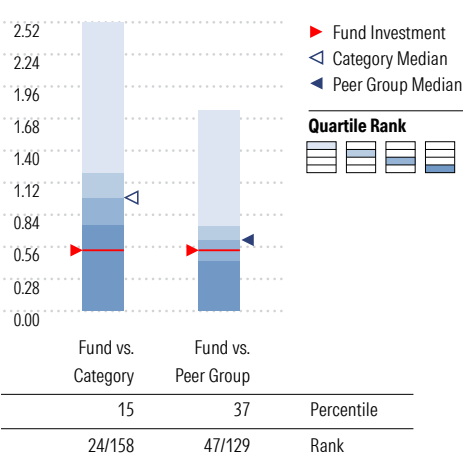
Growth of \$10,000



Trailing Performance



Net Expense



Peer group is a subset of the category and includes funds with the same management style (active vs. passive) and similar share class characteristics.

3-Year Risk Metrics

	Fund	Bmark	Cat
Alpha	3.96	-	1.97
Beta	0.85	-	0.78
R-Squared	92.66	-	86.07
Standard Deviation	8.07	9.17	7.63
Sharpe Ratio	0.51	0.12	0.25
Tracking Error	2.60	-	3.69
Information Ratio	1.29	-	0.24
Up Capture Ratio	99.79	-	86.09
Down Capture Ratio	68.34	-	70.67

Portfolio Metrics

	Fund	Bmark	Cat
Avg Eff Duration	6.70	-	5.75
Avg Eff Maturity	7.66	-	9.39

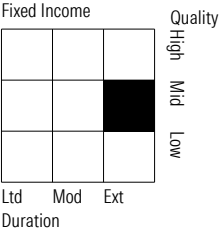
PGIM Global Total Return R6 PGTQX

Morningstar Category
Global Bond

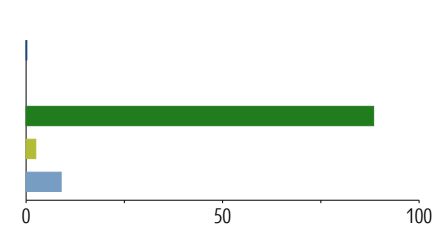
Morningstar Index
Bloomberg Gbl Agg Ex USD TR USD

Style Analysis as of 09-30-2025

Style Breakdown



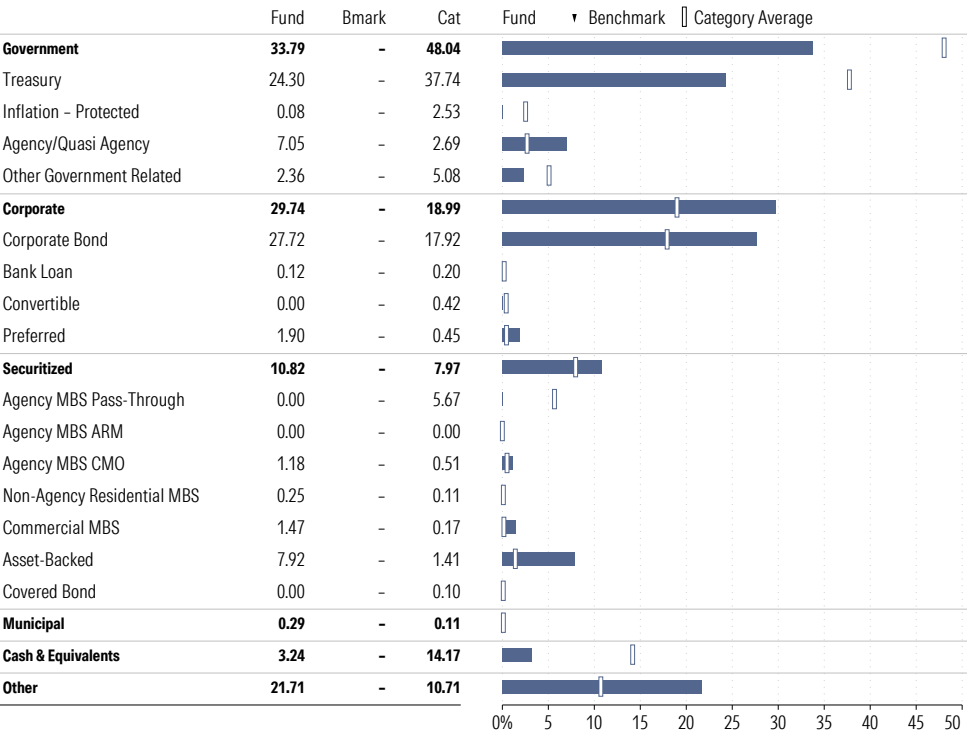
Asset Allocation as of 09-30-2025



Asset Class	Net %	Cat%
US Stocks	0.19	0.27
Non-US Stocks	0.00	0.16
Bonds	88.43	105.62
Cash	2.46	4.28
Other	8.92	-10.31
Total	100.00	100.00

Credit Rating Breakdown	Fund	Bmark	Cat
AAA	17.74	-	15.64
AA	15.66	-	29.81
A	19.40	-	17.85
BBB	33.97	-	20.77
BB	7.77	-	8.22
B	1.59	-	2.67
Below B	0.65	-	0.65
Not Rated	3.22	-	4.39

Sector Weighting as of 09-30-2025



Top 10 Holdings as of 09-30-2025

Name	Maturity Date	% Net Asset	Cumulative %	Fixed Income Sector
⊕ Fwd: Tbond 5.000 15-May-2045 912810uI0 - Underlier	12-2025	4.22	4.22	-
Eur/Usd Fwd 20251022 Barcus33	10-2025	3.68	7.91	-
Eur/Usd Fwd 20251022 0997	10-2025	3.68	11.59	-
Usd/Eur Fwd 20251022 0997	10-2025	3.68	15.27	-
Usd/Eur Fwd 20251022 Barcus33	10-2025	3.66	18.93	-
Usd/Eur Fwd 20251022 221	10-2025	3.61	22.54	-
Eur/Usd Fwd 20251022 221	10-2025	3.61	26.15	-
Usd/Eur Fwd 20251022 Deutgb22	10-2025	2.75	28.90	-
Eur/Usd Fwd 20251022 Deutgb22	10-2025	2.74	31.64	-
⊕ Prudential Govt Money Mkt Fd	-	2.44	34.08	-

Total Holdings 1388

⊕ Increase ⊖ Decrease ✱ New to Portfolio

PIMCO Income Instl PIMIX

Portfolio Manager(s)

Daniel Ivascyn since 03-2007
Alfred Murata since 03-2013
Joshua Anderson since 07-2018

Quantitative Screens

✔ Performance: The fund has finished in the Multisector Bond category's top three quartiles in 9 of the 10 years it's been in existence.

✔ Management: The fund's management has been in place for 18.52 years.

Style Consistency is not calculated for Fixed Income funds.

✔ Net Expense: The fund's expense ratio of 0.54 is 44.33% lower than the Multisector Bond category average.

Morningstar Investment Management LLC Analysis

This fund passes all of Morningstar Investment Management's quantitative screens. Morningstar Investment Management has also assessed the fund from a qualitative perspective and, as a fiduciary, is comfortable recommending the fund's use in retirement plans.

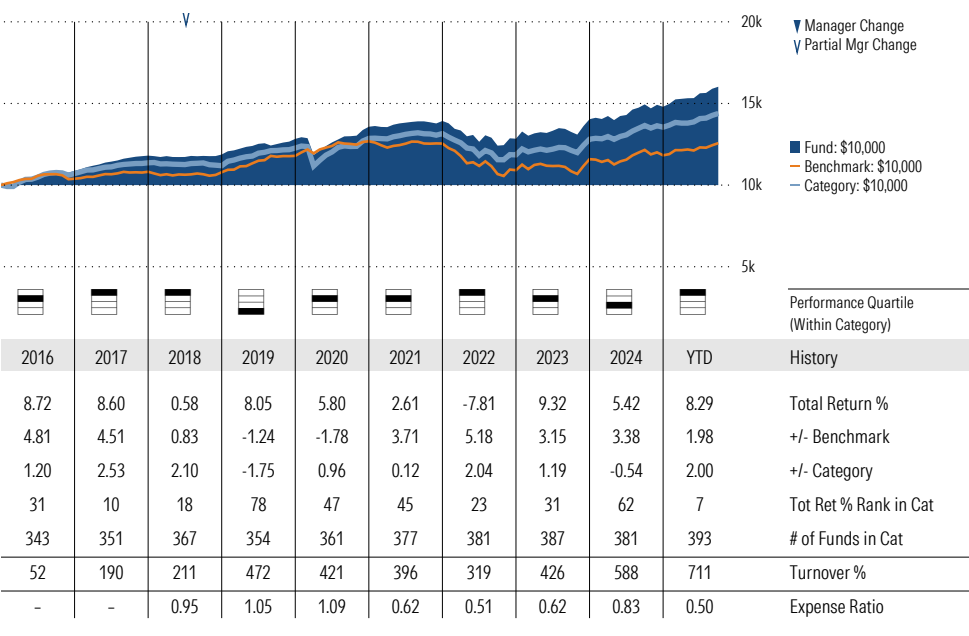
ESG Metrics

Metric	Rating	Updated
Sustainability Rating	4	08-31-2025

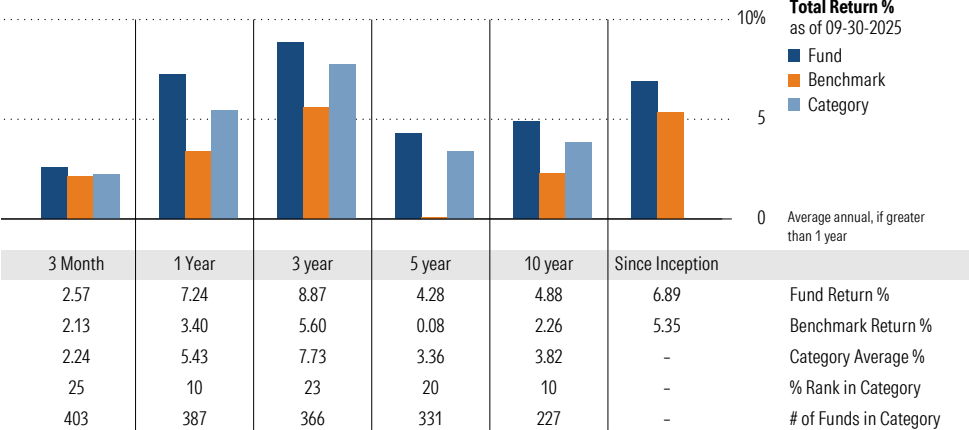
Morningstar Category
Multisector Bond

Morningstar Index
Bloomberg US Universal TR USD

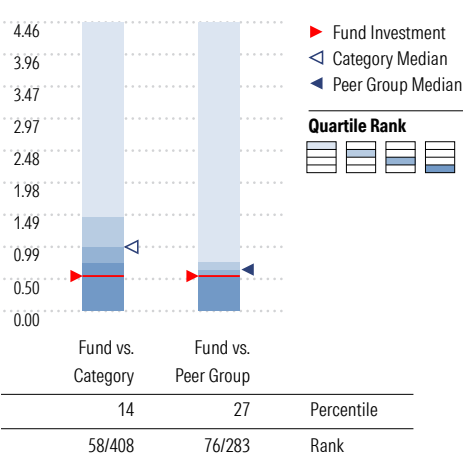
Growth of \$10,000



Trailing Performance



Net Expense



3-Year Risk Metrics

	Fund	Bmark	Cat
Alpha	4.22	-	3.64
Beta	0.79	-	0.72
R-Squared	91.91	-	79.82
Standard Deviation	5.08	6.20	4.94
Sharpe Ratio	0.74	0.12	0.62
Tracking Error	1.96	-	2.83
Information Ratio	1.67	-	0.93
Up Capture Ratio	97.31	-	87.89
Down Capture Ratio	44.04	-	41.87

Portfolio Metrics

	Fund	Bmark	Cat
Avg Eff Duration	5.10	4.55	3.72
Avg Eff Maturity	7.28	7.69	6.18

PIMCO Income Instl PIMIX

Morningstar Category
Multisector Bond

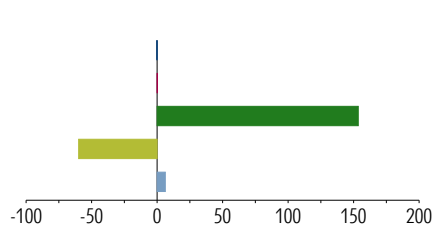
Morningstar Index
Bloomberg US Universal TR USD

Style Analysis as of 09-30-2025

Style Breakdown



Asset Allocation as of 09-30-2025



Credit Rating Breakdown	Fund	Bmark	Cat
AAA	12.85	67.64	9.38
AA	64.03	3.23	13.34
A	2.67	10.03	10.37
BBB	9.24	10.89	23.70
BB	4.56	3.19	17.81
B	2.47	3.64	11.00
Below B	4.18	1.38	5.37
Not Rated	0.00	0.00	9.03

Sector Weighting as of 09-30-2025

	Fund	Bmark	Cat	Fund	Benchmark	Category Average
Government	30.67	-	24.18			
Treasury	4.04	-	8.22			
Inflation - Protected	2.51	-	0.84			
Agency/Quasi Agency	0.01	-	0.26			
Other Government Related	24.11	-	14.86			
Corporate	3.25	-	31.68			
Corporate Bond	2.28	-	26.10			
Bank Loan	0.97	-	3.73			
Convertible	0.00	-	0.37			
Preferred	0.00	-	1.48			
Securitized	30.30	-	26.65			
Agency MBS Pass-Through	16.98	-	10.80			
Agency MBS ARM	0.00	-	0.04			
Agency MBS CMO	0.08	-	1.66			
Non-Agency Residential MBS	4.56	-	0.60			
Commercial MBS	0.24	-	1.62			
Asset-Backed	8.44	-	11.88			
Covered Bond	0.00	-	0.05			
Municipal	0.02	-	0.24			
Cash & Equivalents	25.97	-	12.64			
Other	9.56	-	4.60			

Top 10 Holdings as of 09-30-2025

Name	Maturity Date	% Net Asset	Cumulative %	Fixed Income Sector
✱ Offset: Unsettled Trades	-	59.79	59.79	-
✱ Cash Offset	-	40.20	100.00	-
⊕ 5 Year Treasury Note Future Sept 25	10-2025	17.25	117.25	-
⊕ Federal National Mortgage Association 6%	08-2055	14.27	131.52	-
⊕ 10 Year Treasury Note Future Sept 25	09-2025	14.24	145.76	-
⊕ Federal National Mortgage Association 6.5%	08-2055	13.76	159.51	-
⊕ Pimco Fds	09-2025	11.19	170.70	-
⊕ Low Sulphur Gas Oil Futures Sept25	09-2025	6.93	177.63	-
⊕ Federal National Mortgage Association 5.5%	08-2055	6.91	184.54	-
⊖ BRITISH POUND STERLING Purchased	08-2025	6.46	191.00	-

Total Holdings 10028

⊕ Increase ⊖ Decrease ✱ New to Portfolio

Vanguard 500 Index Admiral VFIAX

Morningstar Category
Large Blend

Morningstar Index
S&P 500 TR USD

Portfolio Manager(s)

Michelle Louie since 11-2017
Nick Birkett since 08-2023
Aur lie Denis since 02-2025

Quantitative Screens

- Performance: The fund has finished in the Large Blend category's top three quartiles in 10 of the 10 years it's been in existence.
- Management: The fund's management has been in place for 7.84 years.
- Style: The fund has landed in its primary style box — Large Blend — 77.14 % of the time over the past three years.
- Net Expense: The fund's expense ratio of 0.04 is 94.2% lower than the Large Blend category average.

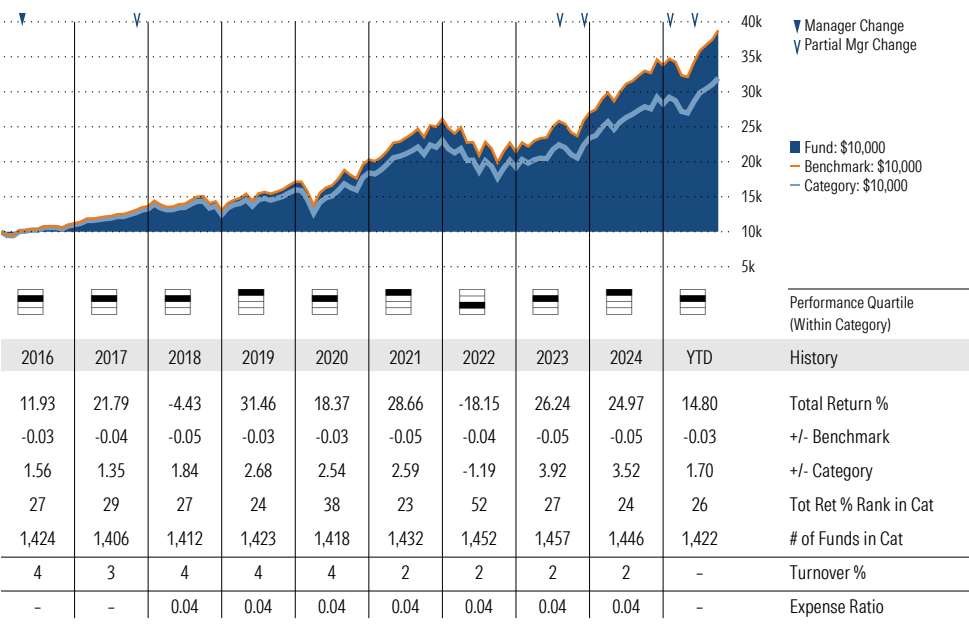
Morningstar Investment Management LLC Analysis

This fund passes all of Morningstar Investment Management's quantitative screens. Morningstar Investment Management has also assessed the fund from a qualitative perspective and, as a fiduciary, is comfortable recommending the fund's use in retirement plans.

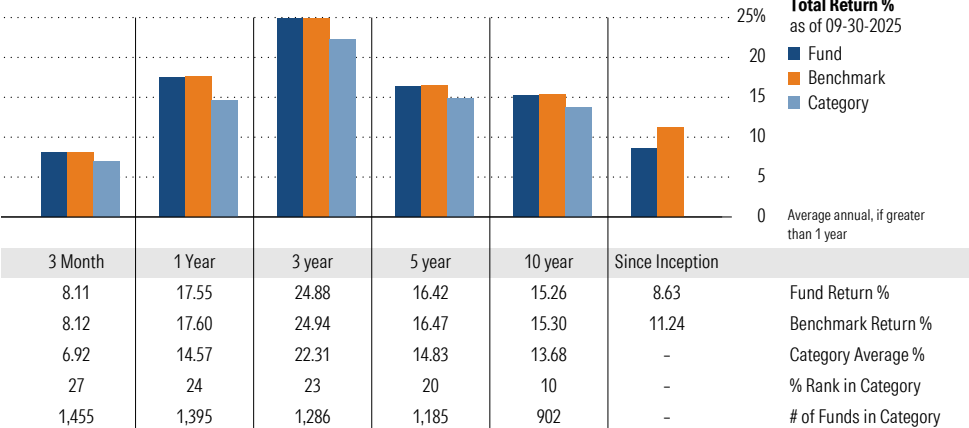
ESG Metrics

Metric	Rating	Updated
Sustainability Rating	3	08-31-2025
Carbon Risk Score	Low Risk	12-31-2022
ESG Commitment	1-Low	02-15-2022

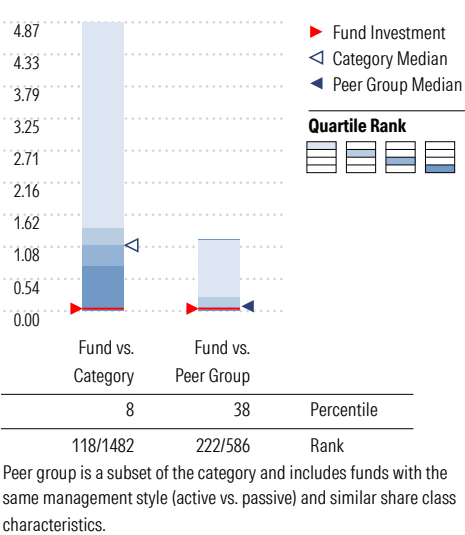
Growth of \$10,000



Trailing Performance



Net Expense



3-Year Risk Metrics

	Fund	Bmark	Cat
Alpha	-0.04	-	-1.59
Beta	1.00	-	0.99
R-Squared	100.00	-	93.13
Standard Deviation	13.37	13.37	13.72
Sharpe Ratio	1.37	1.38	1.21
Tracking Error	0.00	-	3.09
Information Ratio	-12.27	-	-1.71
Up Capture Ratio	99.91	-	95.42
Down Capture Ratio	100.11	-	103.55

Portfolio Metrics

	Fund	Bmark	Cat
Price/Earnings Ratio	28.17	28.13	27.25
Price/Book Ratio	5.13	5.10	5.28
Geom Avg Mkt Cap \$B	439.63	439.39	477.25
ROE	35.24	35.20	34.08

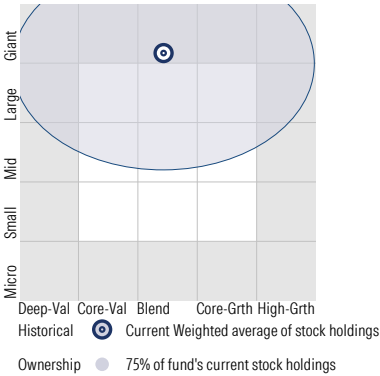
Vanguard 500 Index Admiral VFIAX

Morningstar Category
Large Blend

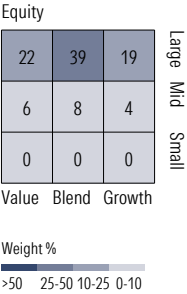
Morningstar Index
S&P 500 TR USD

Style Analysis as of 09-30-2025

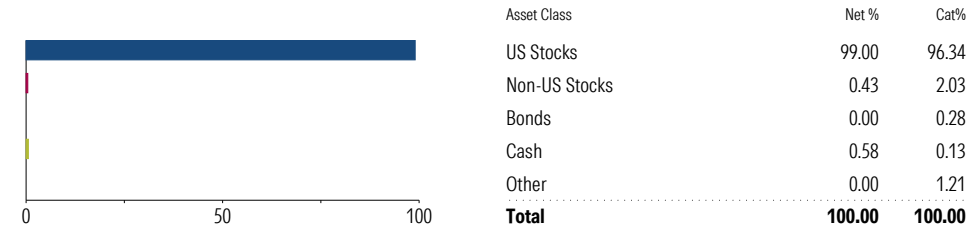
Morningstar Style Box™



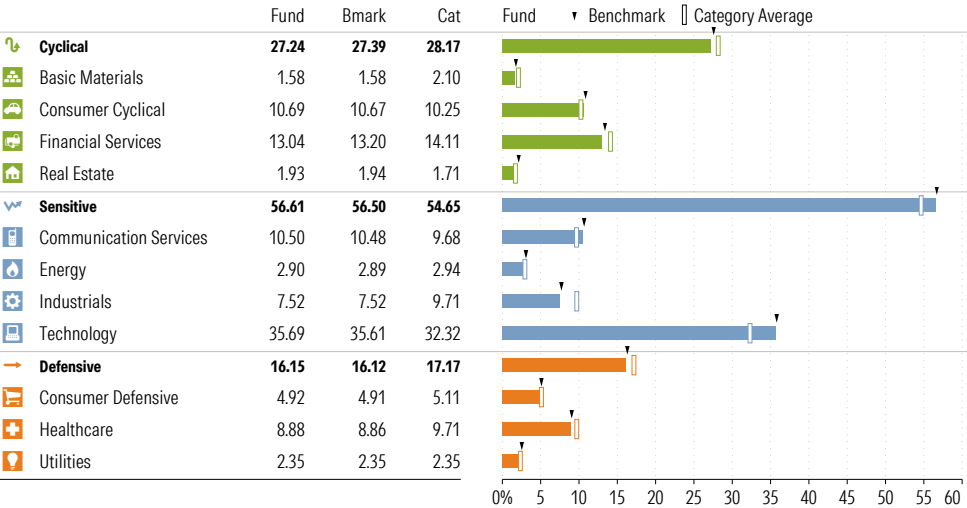
Style Breakdown



Asset Allocation as of 09-30-2025



Sector Weighting as of 09-30-2025



Top 15 Holdings as of 09-30-2025

Name	% Net Asset	Cumulative %	YTD Return %	Morningstar Sector
⊖ NVIDIA Corp	7.95	7.95	38.96	Technology
⊖ Microsoft Corp	6.72	14.68	23.47	Technology
⊖ Apple Inc	6.60	21.27	1.99	Technology
⊕ Amazon.com Inc	3.72	25.00	0.08	Consumer Cyclical
⊖ Meta Platforms Inc Class A	2.78	27.78	25.69	Communication Svc
⊖ Broadcom Inc	2.71	30.49	43.06	Technology
⊖ Alphabet Inc Class A	2.47	32.96	28.75	Communication Svc
⊖ Tesla Inc	2.18	35.14	10.12	Consumer Cyclical
⊖ Alphabet Inc Class C	1.99	37.12	28.21	Communication Svc
⊖ Berkshire Hathaway Inc Class B	1.61	38.73	10.91	Financial Services
⊖ JPMorgan Chase & Co	1.46	40.20	33.28	Financial Services
⊖ Eli Lilly and Co	1.06	41.25	-0.58	Healthcare
⊖ Visa Inc Class A	0.99	42.24	8.58	Financial Services
⊖ Netflix Inc	0.89	43.13	34.51	Communication Svc
⊖ Exxon Mobil Corp	0.84	43.97	7.58	Energy

Total Holdings 507

⊕ Increase ⊖ Decrease ✨ New to Portfolio

Vanguard Dividend Growth Inv VDIGX

Morningstar Category Large Blend
Morningstar Index S&P 500 TR USD

Portfolio Manager(s)

Peter Fisher since 07-2022

Quantitative Screens

- Performance: The fund has finished in the Large Blend category's top three quartiles in 5 of the 10 years it's been in existence.
- Management: The fund's management has been in place for 3.25 years.
- Style: The fund has landed in its primary style box — Large Blend — 83.33 % of the time over the past three years.
- Net Expense: The fund's expense ratio of 0.22 is 68.12% lower than the Large Blend category average.

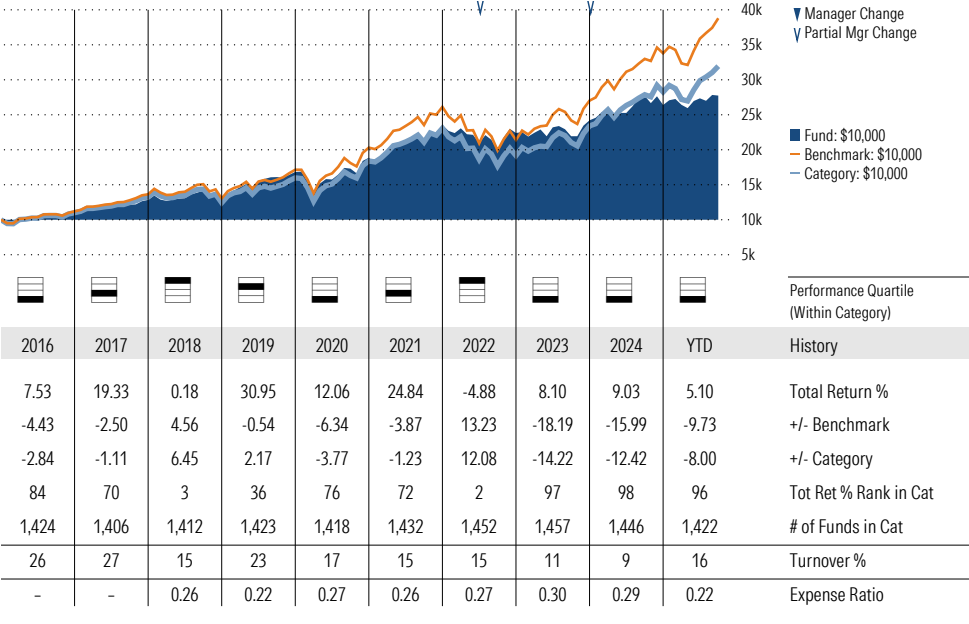
Morningstar Investment Management LLC Analysis

This fund fails our performance consistency screen. The team's conservative approach has led to bottom-quartile rankings in years when market performance has been driven by growth-oriented stocks. However, the fund's performance pattern aligns with our expectations, and we are comfortable with this screen failure.

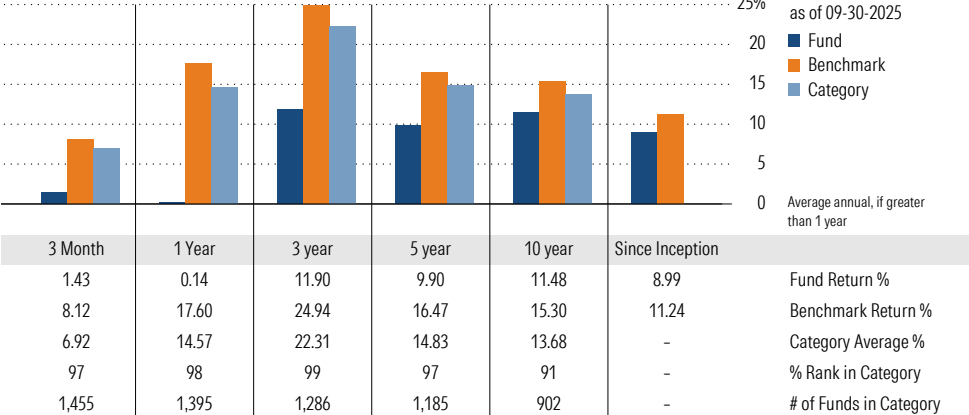
ESG Metrics

Metric	Rating	Updated
Sustainability Rating	4	08-31-2025
Carbon Risk Score	Low Risk	12-31-2022
ESG Commitment	2-Basic	02-15-2022

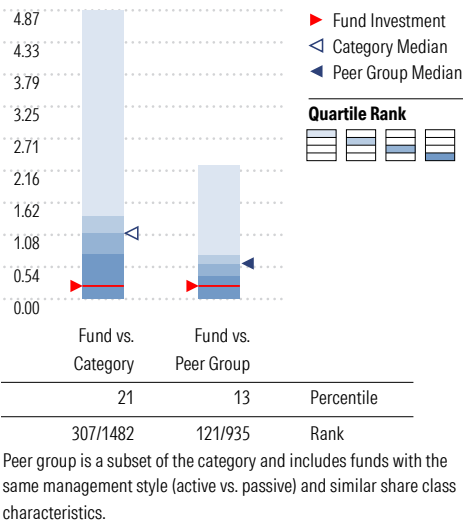
Growth of \$10,000



Trailing Performance



Net Expense



3-Year Risk Metrics

	Fund	Bmark	Cat
Alpha	-5.08	-	-1.59
Beta	0.73	-	0.99
R-Squared	67.28	-	93.13
Standard Deviation	11.92	13.37	13.72
Sharpe Ratio	0.59	1.38	1.21
Tracking Error	7.71	-	3.09
Information Ratio	-1.69	-	-1.71
Up Capture Ratio	62.07	-	95.42
Down Capture Ratio	87.58	-	103.55

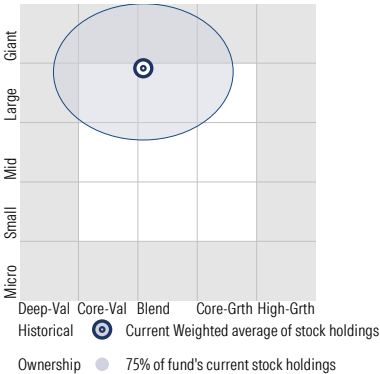
Portfolio Metrics

	Fund	Bmark	Cat
Price/Earnings Ratio	27.24	28.13	27.25
Price/Book Ratio	7.45	5.10	5.28
Geom Avg Mkt Cap \$B	254.29	439.39	477.25
ROE	37.41	35.20	34.08

Vanguard Dividend Growth Inv VDIGX

Morningstar Category Large Blend
Morningstar Index S&P 500 TR USD

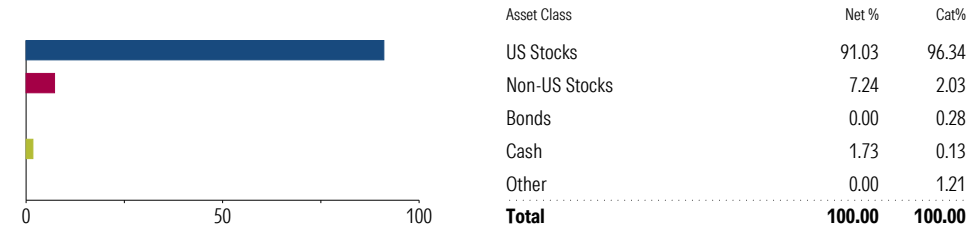
Style Analysis as of 09-30-2025
Morningstar Style Box™



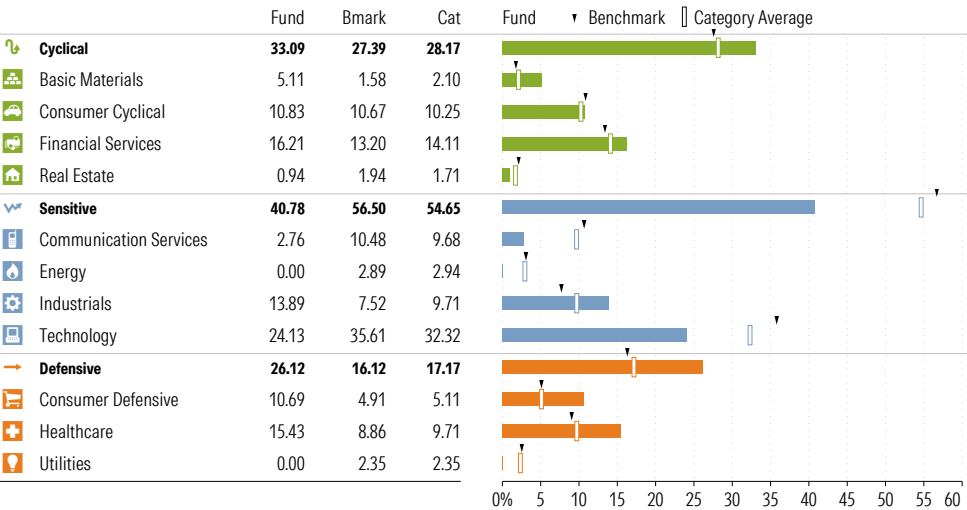
Style Breakdown



Asset Allocation as of 09-30-2025



Sector Weighting as of 09-30-2025



Top 15 Holdings as of 09-30-2025

Name	% Net Asset	Cumulative %	YTD Return %	Morningstar Sector
⊕ Microsoft Corp	4.95	4.95	23.47	Technology
⊖ Broadcom Inc	3.82	8.77	43.06	Technology
⊕ Intuit Inc	3.54	12.31	9.15	Technology
⊕ Texas Instruments Inc	3.49	15.80	0.16	Technology
⊖ American Express Co	3.33	19.13	12.71	Financial Services
⊖ Mastercard Inc Class A	3.25	22.37	8.45	Financial Services
⊕ TJX Companies Inc	3.23	25.61	20.66	Consumer Cyclical
⊖ Apple Inc	3.12	28.72	1.99	Technology
⊖ Visa Inc Class A	3.11	31.83	8.58	Financial Services
⊖ Linde PLC	2.93	34.76	14.53	Basic Materials
⊖ Honeywell International Inc	2.83	37.58	-5.31	Industrials
⊖ Danaher Corp	2.80	40.38	-13.21	Healthcare
⊕ Alphabet Inc Class A	2.70	43.08	28.75	Communication Svc
⊖ Stryker Corp	2.66	45.73	3.37	Healthcare
⊖ Accenture PLC Class A	2.59	48.32	-28.64	Technology

Total Holdings 58

⊕ Increase ⊖ Decrease ✨ New to Portfolio

Vanguard Inflation-Protected Secs Adm VAIPX

Morningstar Category
Inflation-Protected Bond

Morningstar Index
Bloomberg US Treasury US TIPS TR USD

Portfolio Manager(s)

John Madziyire since 11-2021

Quantitative Screens

- Performance: The fund has finished in the Inflation-Protected Bond category's top three quartiles in 10 of the 10 years it's been in existence.
- Management: The fund's management has been in place for 3.9 years.

Style Consistency is not calculated for Fixed Income funds.

- Net Expense: The fund's expense ratio of 0.1 is 85.29% lower than the Inflation-Protected Bond category average.

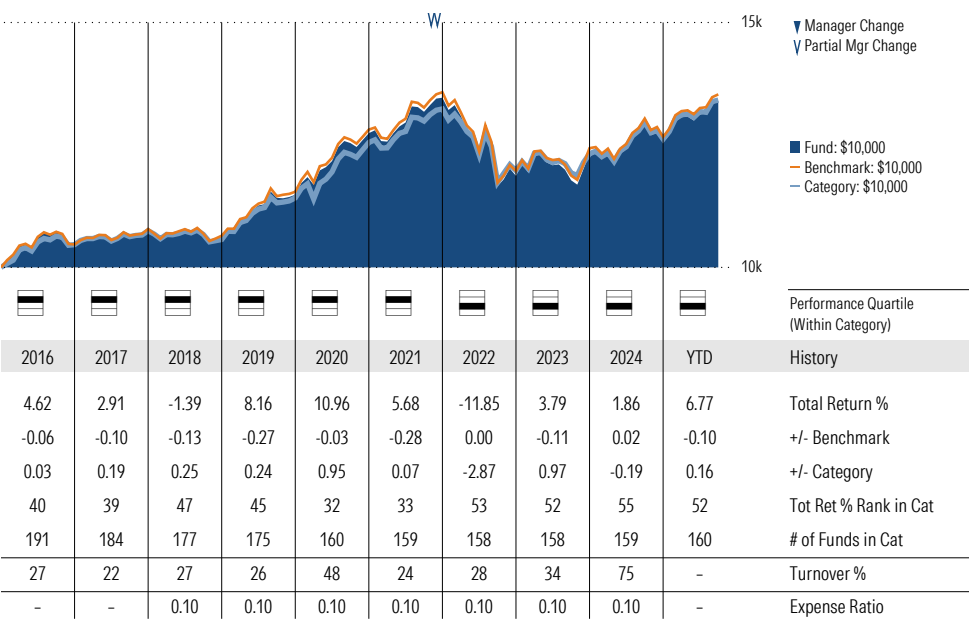
Morningstar Investment Management LLC Analysis

This fund passes all of Morningstar Investment Management's quantitative screens. Morningstar Investment Management has also assessed the fund from a qualitative perspective and, as a fiduciary, is comfortable recommending the fund's use in retirement plans.

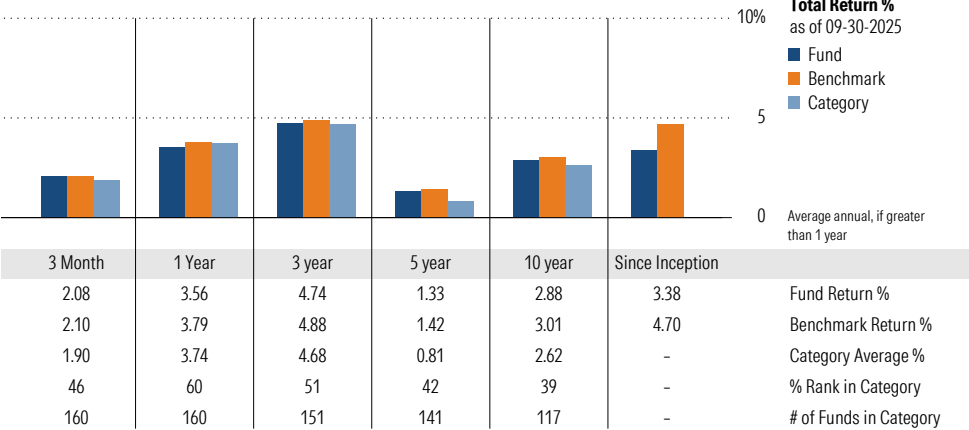
ESG Metrics

Metric	Rating	Updated
Sustainability Rating	3	08-31-2025

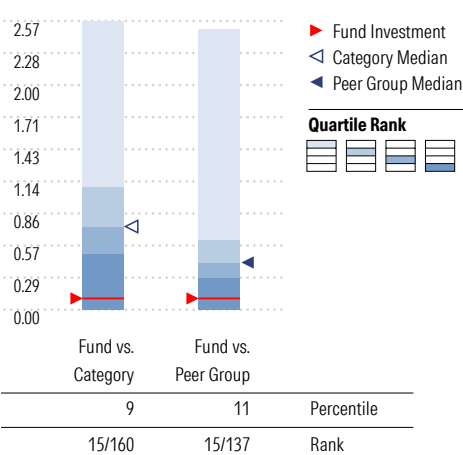
Growth of \$10,000



Trailing Performance



Net Expense



Peer group is a subset of the category and includes funds with the same management style (active vs. passive) and similar share class characteristics.

3-Year Risk Metrics

	Fund	Bmark	Cat
Alpha	-0.21	-	-0.08
Beta	1.02	-	0.99
R-Squared	99.75	-	94.42
Standard Deviation	4.82	4.73	5.36
Sharpe Ratio	-0.03	-0.01	-0.04
Tracking Error	0.25	-	1.49
Information Ratio	-0.55	-	-0.41
Up Capture Ratio	100.86	-	98.94
Down Capture Ratio	104.52	-	101.54

Portfolio Metrics

	Fund	Bmark	Cat
Avg Eff Duration	6.50	4.52	6.89
Avg Eff Maturity	7.30	-	7.77

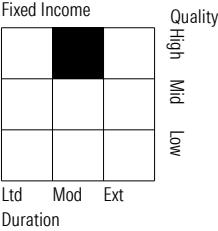
Vanguard Inflation-Protected Secs Adm VAIPX

Morningstar Category
Inflation-Protected Bond

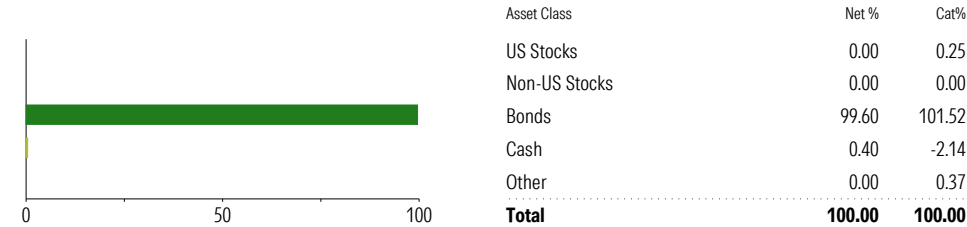
Morningstar Index
Bloomberg US Treasury US TIPS TR USD

Style Analysis as of 09-30-2025

Style Breakdown

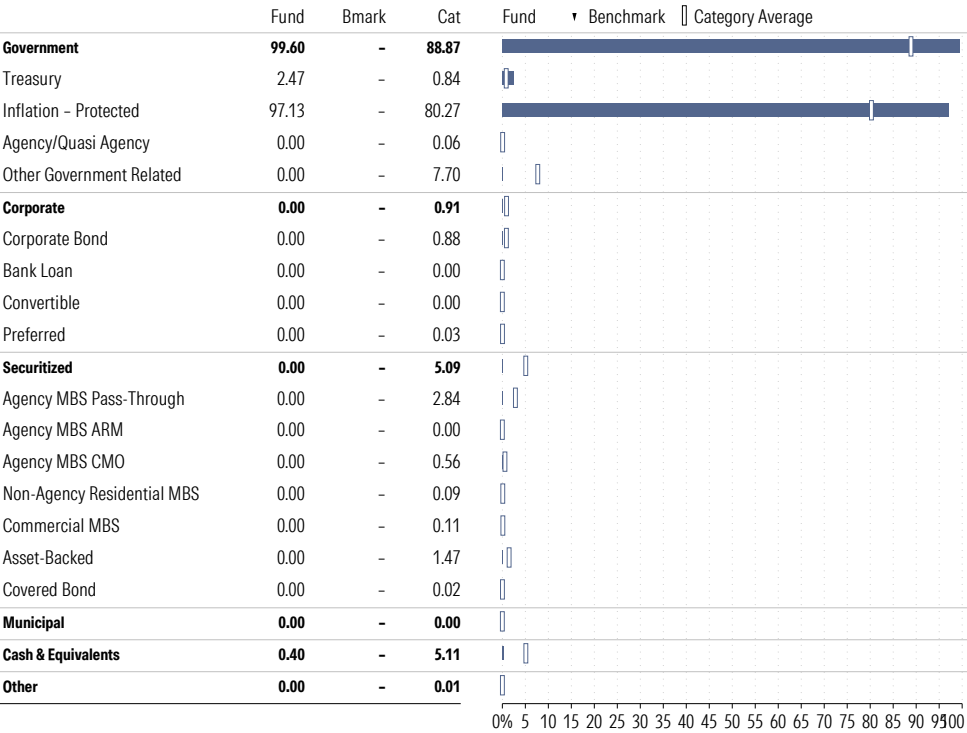


Asset Allocation as of 09-30-2025



Credit Rating Breakdown	Fund	Bmark	Cat
AAA	99.93	0.00	10.05
AA	0.00	99.60	86.92
A	0.00	0.00	0.78
BBB	0.00	0.00	1.20
BB	0.00	0.00	0.27
B	0.00	0.00	0.04
Below B	0.00	0.00	0.06
Not Rated	0.07	0.40	0.68

Sector Weighting as of 09-30-2025



Top 10 Holdings as of 09-30-2025

Name	Maturity Date	% Net Asset	Cumulative %	Fixed Income Sector
⊖ United States Treasury Notes	-	4.00	4.00	-
⊖ United States Treasury Notes	-	3.75	7.75	-
⊖ United States Treasury Notes	-	3.58	11.33	-
⊖ United States Treasury Notes	-	3.54	14.87	-
⊕ United States Treasury Notes	-	3.35	18.22	-
⊖ United States Treasury Notes	-	3.33	21.55	-
⊖ United States Treasury Notes	-	3.32	24.87	-
⊖ United States Treasury Notes	-	3.30	28.17	-
⊖ United States Treasury Notes	-	3.25	31.42	-
⊖ United States Treasury Notes	-	3.20	34.62	-

Total Holdings 60

⊕ Increase ⊖ Decrease ✨ New to Portfolio

Vanguard International Growth Adm VWILX

Morningstar Category
Foreign Large Growth

Morningstar Index
MSCI EAFE NR USD

Portfolio Manager(s)

Simon Webber since 12-2009
Thomas Coutts since 12-2016
James Gautrey since 12-2020
Lawrence Burns since 12-2020

Quantitative Screens

- Performance: The fund has finished in the Foreign Large Growth category's top three quartiles in 8 of the 10 years it's been in existence.
- Management: The fund's management has been in place for 15.77 years.
- Style: The fund has landed in its primary style box — Large Growth — 100 % of the time over the past three years.
- Net Expense: The fund's expense ratio of 0.25 is 74.75% lower than the Foreign Large Growth category average.

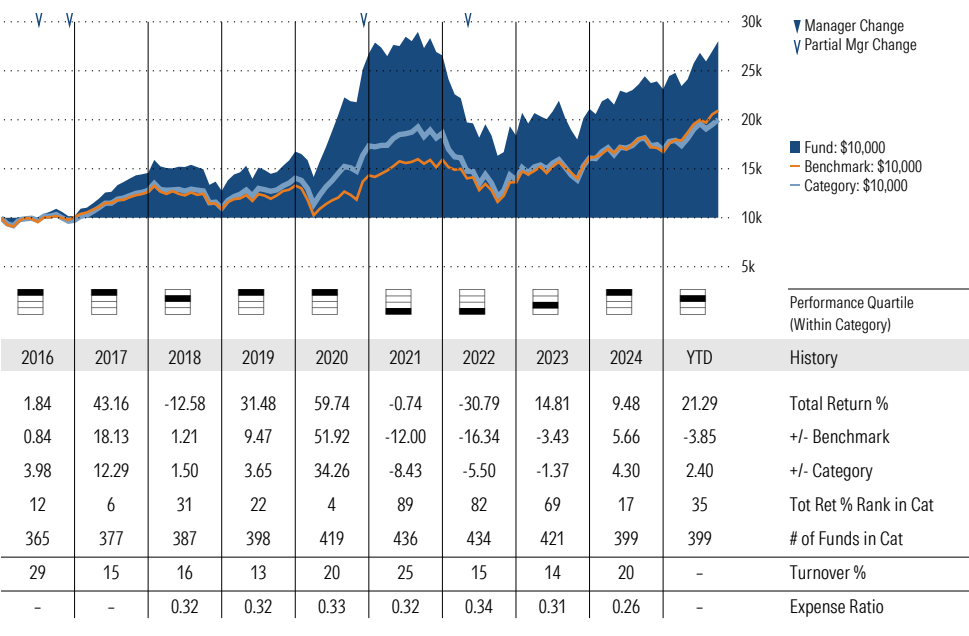
Morningstar Investment Management LLC Analysis

This fund passes all of Morningstar Investment Management's quantitative screens. Morningstar Investment Management has also assessed the fund from a qualitative perspective and, as a fiduciary, is comfortable recommending the fund's use in retirement plans.

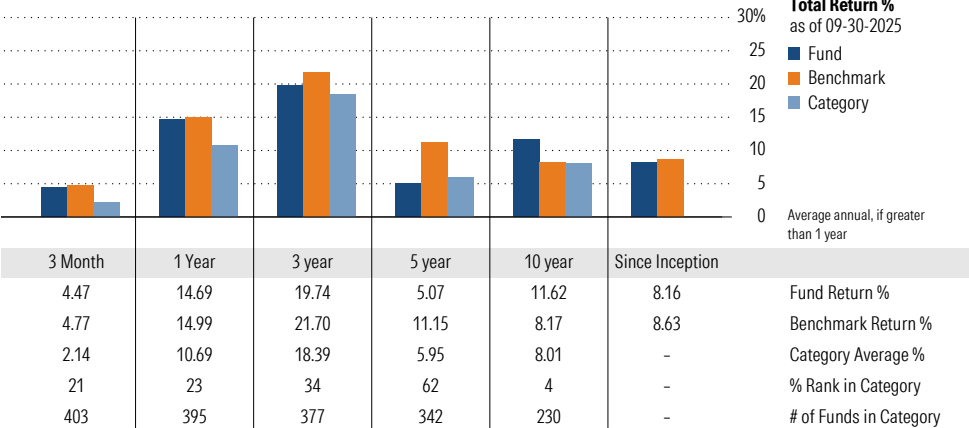
ESG Metrics

Metric	Rating	Updated
Sustainability Rating	3	08-31-2025
Carbon Risk Score	Low Risk	12-31-2022

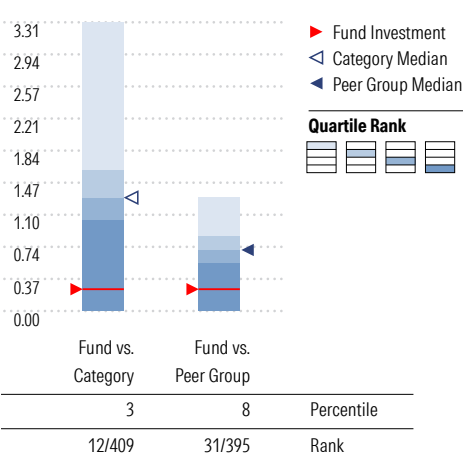
Growth of \$10,000



Trailing Performance



Net Expense



Peer group is a subset of the category and includes funds with the same management style (active vs. passive) and similar share class characteristics.

3-Year Risk Metrics

	Fund	Bmark	Cat
Alpha	-5.86	-	-4.27
Beta	1.24	-	1.08
R-Squared	78.14	-	83.84
Standard Deviation	19.07	13.54	16.08
Sharpe Ratio	0.78	1.16	0.83
Tracking Error	9.51	-	6.64
Information Ratio	-0.21	-	-0.58
Up Capture Ratio	108.96	-	96.92
Down Capture Ratio	138.96	-	117.76

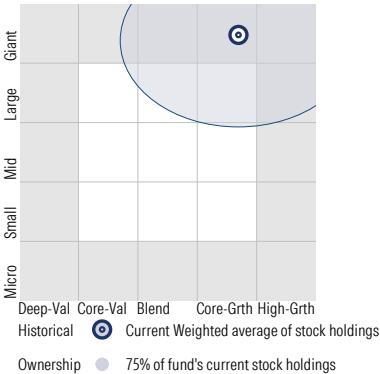
Portfolio Metrics

	Fund	Bmark	Cat
Price/Earnings Ratio	20.69	18.15	22.62
Price/Book Ratio	3.73	2.04	3.43
Geom Avg Mkt Cap \$B	97.09	62.57	83.35
ROE	23.94	17.79	22.75

Vanguard International Growth Adm VWILX

Morningstar Category Foreign Large Growth
Morningstar Index MSCI EAFE NR USD

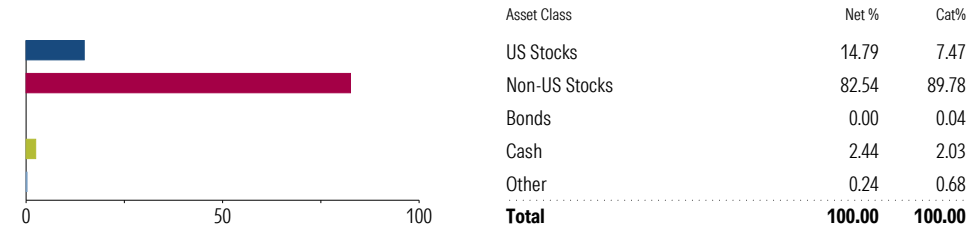
Style Analysis as of 09-30-2025
Morningstar Style Box™



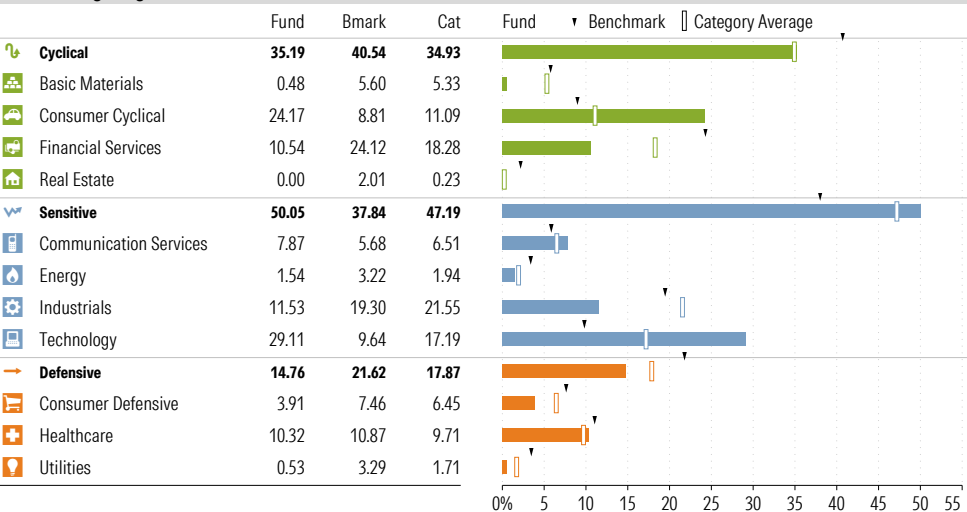
Style Breakdown




Asset Allocation as of 09-30-2025



Sector Weighting as of 09-30-2025



World Regions % Equity 09-30-2025



Top 10 Holdings as of 09-30-2025

Name	% Net Asset	Cumulative %	YTD Return %	Morningstar Sector
⊕ Taiwan Semiconductor Manufacturing Co Ltd	6.41	6.41	-	Technology
⊖ MercadoLibre Inc	4.89	11.30	37.43	Consumer Cyclical
⊖ Spotify Technology SA	4.25	15.55	56.02	Communication Svc
⊕ Sea Ltd ADR	3.35	18.90	68.45	Consumer Cyclical
⊕ ASML Holding NV	3.30	22.21	-	Technology
⊖ Adyen NV	3.21	25.41	-	Technology
⊖ BYD Co Ltd Class H	2.71	28.13	-	Consumer Cyclical
⊖ Coupang Inc Ordinary Shares - Class A	2.26	30.39	46.50	Consumer Cyclical
Nu Holdings Ltd Ordinary Shares Class A	2.06	32.45	-	Financial Services
⊕ Mktliq 12/31/2049	1.83	34.27	-	-

Total Holdings 160

⊕ Increase ⊖ Decrease ✨ New to Portfolio

Vanguard International Value Inv VTRIX

Morningstar Category
Foreign Large Value

Morningstar Index
MSCI EAFE NR USD

Portfolio Manager(s)

Michael Bennett since 05-2010
Michael Fry since 05-2010
Steven Morrow since 08-2012
A. Rama Krishna since 12-2012
Arjun Kumar since 10-2020
Shirley Woo since 10-2020

Quantitative Screens

- Performance: The fund has finished in the Foreign Large Value category's top three quartiles in 7 of the 10 years it's been in existence.
- Management: The fund's management has been in place for 15.35 years.
- Style: The fund has landed in its primary style box — Large Value — 8.33 % of the time over the past three years.
- Net Expense: The fund's expense ratio of 0.36 is 62.11% lower than the Foreign Large Value category average.

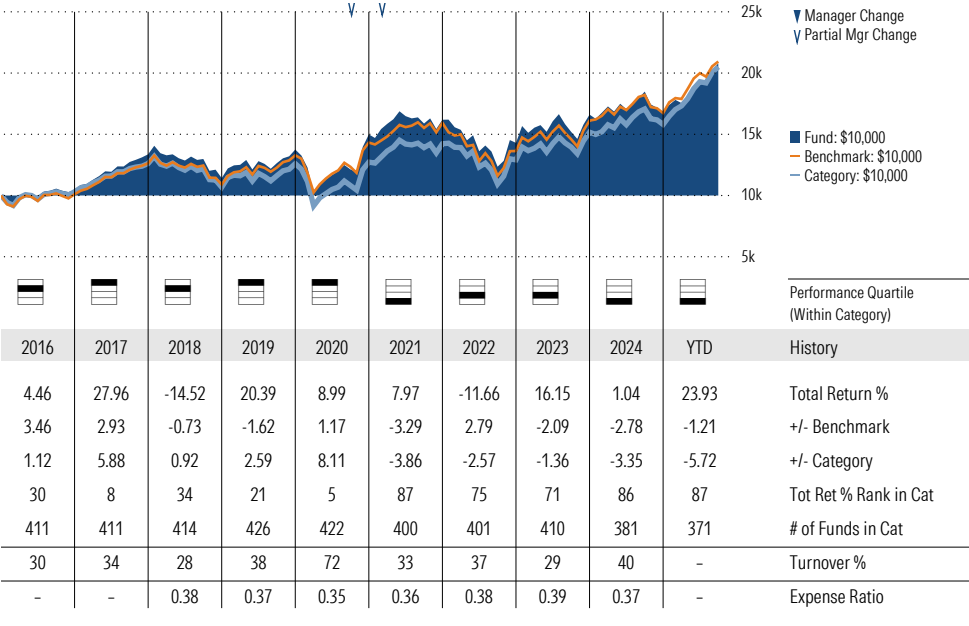
Morningstar Investment Management LLC Analysis

We are placing Vanguard International Value on watch due to a change in subadvisor. Vanguard announced on June 16th that they had replaced Lazard as a subadvisor with Altrinsic Global Investors, effectively immediately, due to performance concerns. Altrinsic, ARGA, and Sprucegrove will each manage 1/3 of the portfolio. We are placing the fund on watch while we monitor the new subadvisor mix.

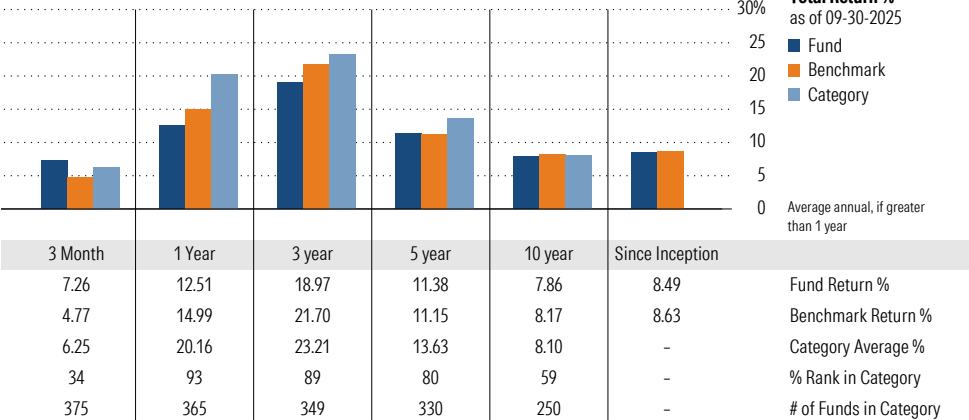
ESG Metrics

Metric	Rating	Updated
Sustainability Rating	3	08-31-2025
Carbon Risk Score	Medium Risk	12-31-2022

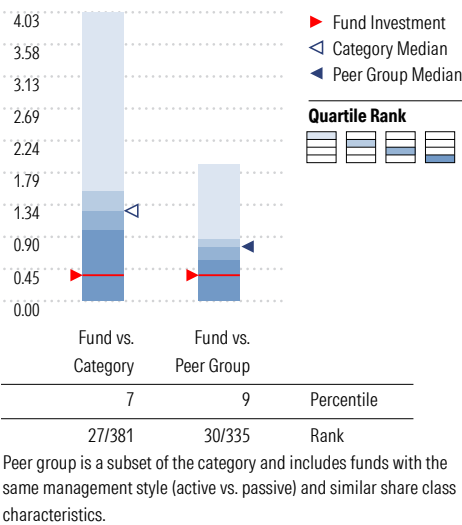
Growth of \$10,000



Trailing Performance



Net Expense



3-Year Risk Metrics

	Fund	Bmark	Cat
Alpha	-3.05	-	2.05
Beta	1.04	-	0.97
R-Squared	91.75	-	87.23
Standard Deviation	14.76	13.54	14.16
Sharpe Ratio	0.92	1.16	1.23
Tracking Error	4.28	-	5.11
Information Ratio	-0.64	-	0.38
Up Capture Ratio	97.61	-	99.60
Down Capture Ratio	114.19	-	86.15

Portfolio Metrics

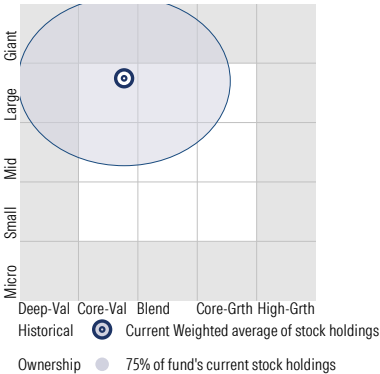
	Fund	Bmark	Cat
Price/Earnings Ratio	14.08	18.15	14.38
Price/Book Ratio	1.48	2.04	1.48
Geom Avg Mkt Cap \$B	30.09	62.57	44.25
ROE	14.15	17.79	14.13

Vanguard International Value Inv VTRIX

Morningstar Category
Foreign Large Value

Morningstar Index
MSCI EAFE NR USD

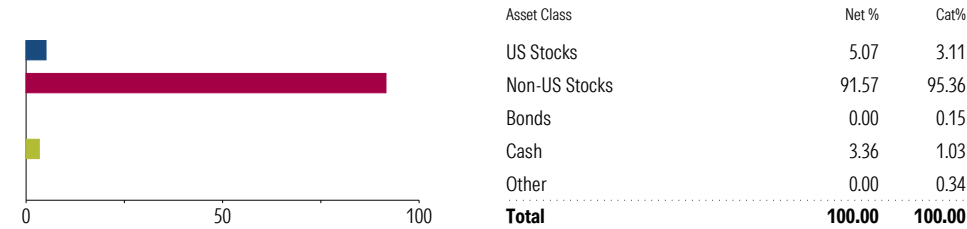
Style Analysis as of 09-30-2025
Morningstar Style Box™



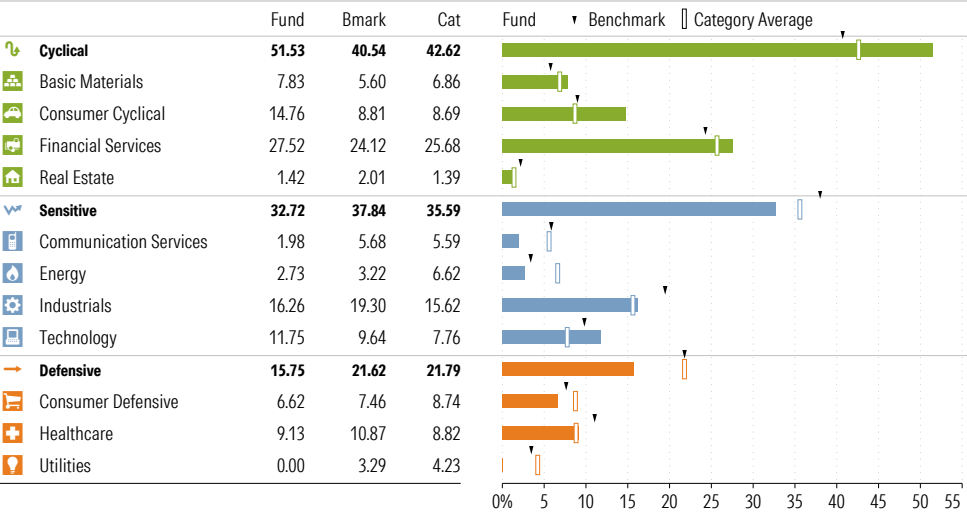
Style Breakdown




Asset Allocation as of 09-30-2025



Sector Weighting as of 09-30-2025



World Regions % Equity 09-30-2025



Top 10 Holdings as of 09-30-2025

Name	% Net Asset	Cumulative %	YTD Return %	Morningstar Sector
⊕ Mktliq 12/31/2049	3.09	3.09	-	-
⊖ STMicroelectronics NV	1.83	4.92	-	Technology
⊖ Kering SA	1.73	6.65	-	Consumer Cyclical
⊖ HSBC Holdings PLC	1.62	8.27	-	Financial Services
⊖ Nidec Corp	1.61	9.88	-	Industrials
⊕ Samsung Electronics Co Ltd DR	1.46	11.34	-	Technology
⊕ Nokia Oyj	1.41	12.75	-	Technology
⊕ GSK PLC	1.31	14.06	-	Healthcare
⊖ SK Hynix Inc	1.21	15.27	-	Technology
⊕ TotalEnergies SE	1.21	16.48	-	Energy

Total Holdings 208

⊕ Increase ⊖ Decrease ✨ New to Portfolio

Vanguard LifeStrategy Cnsrv Gr Inv VSCGX

Morningstar Category
Global Moderately
Conservative Allocation

Morningstar Index
Morningstar Mod Con Tgt Risk TR USD

Portfolio Manager(s)

Walter Nejman since 02-2022
Aur lie Denis since 02-2023
Michael Roach since 02-2023
Roger Aliaga-Diaz since 02-2023

Quantitative Screens

- Performance: The fund has finished in the Global Moderately Conservative Allocation category's top three quartiles in 8 of the 10 years it's been in existence.
- Management: The fund's management has been in place for 3.6 years.
- Style: The fund has landed in its primary style box — Large Blend — 100 % of the time over the past three years.
- Net Expense: The fund's expense ratio of 0.12 is 87.76% lower than the Global Moderately Conservative Allocation category average.

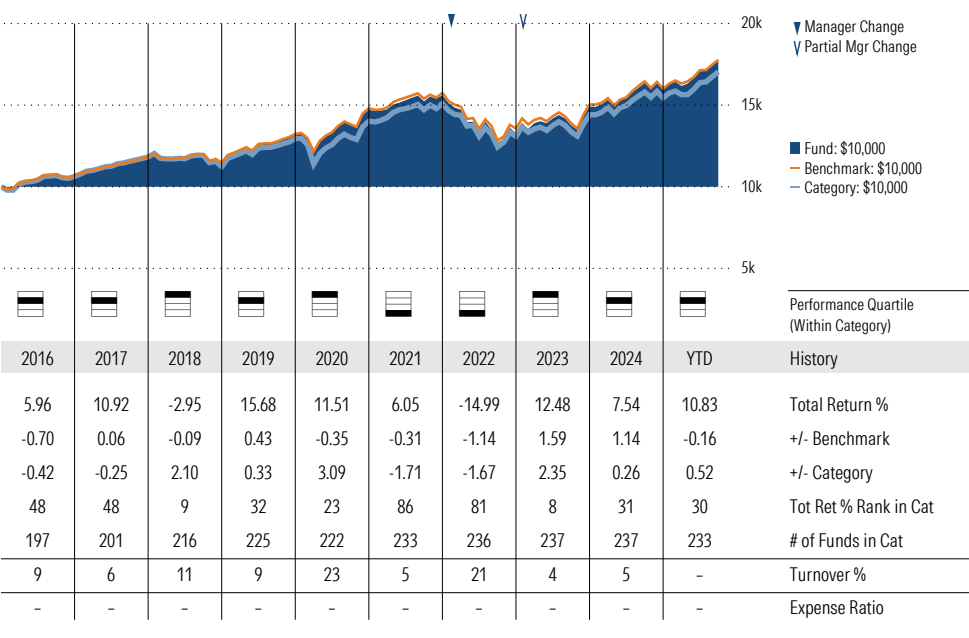
Morningstar Investment Management LLC Analysis

This fund passes all of Morningstar Investment Management's quantitative screens. Morningstar Investment Management has also assessed the fund from a qualitative perspective and, as a fiduciary, is comfortable recommending the fund's use in retirement plans.

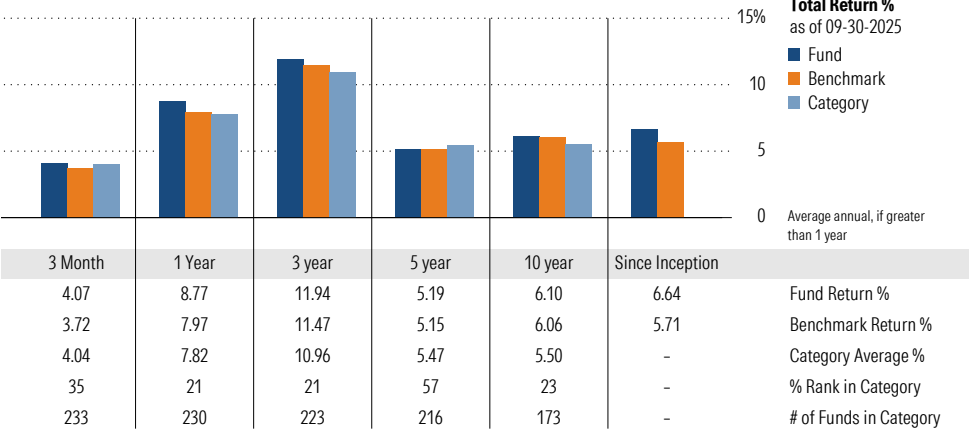
ESG Metrics

Metric	Rating	Updated
Sustainability Rating	3	08-31-2025
ESG Commitment	1-Low	07-19-2023

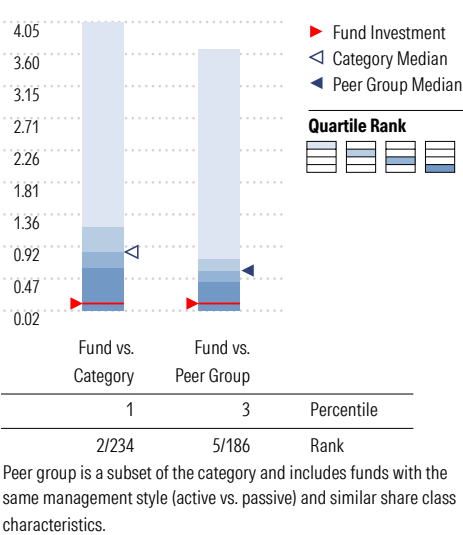
Growth of \$10,000



Trailing Performance



Net Expense



3-Year Risk Metrics

	Fund	Bmark	Cat
Alpha	0.70	-	0.00
Beta	0.97	-	0.95
R-Squared	98.17	-	94.33
Standard Deviation	7.97	8.11	7.97
Sharpe Ratio	0.84	0.78	0.72
Tracking Error	1.10	-	1.96
Information Ratio	0.43	-	-0.34
Up Capture Ratio	101.00	-	95.54
Down Capture Ratio	96.71	-	96.78

Portfolio Metrics

	Fund	Bmark	Cat
Price/Earnings Ratio	21.45	21.39	22.06
Price/Book Ratio	2.86	2.78	2.93
Avg Eff Duration	6.09	-	5.24

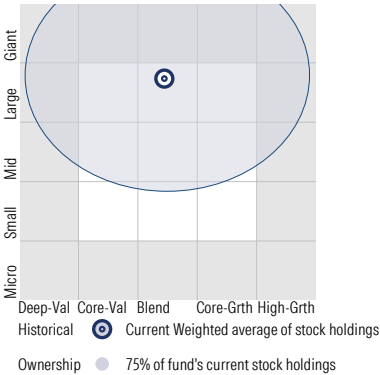
Vanguard LifeStrategy Cnsrv Gr Inv VSCGX

Morningstar Category
Global Moderately
Conservative Allocation

Morningstar Index
Morningstar Mod Con Tgt Risk TR USD

Style Analysis as of 09-30-2025

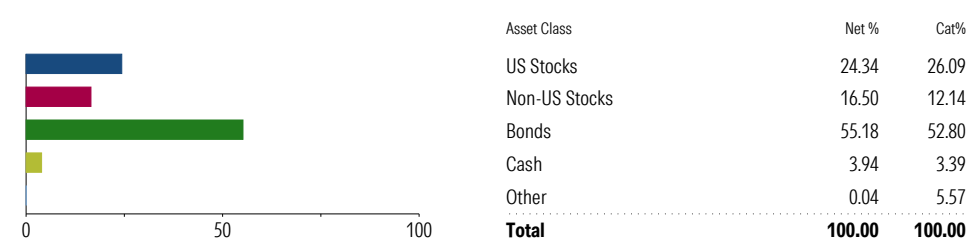
Morningstar Style Box™



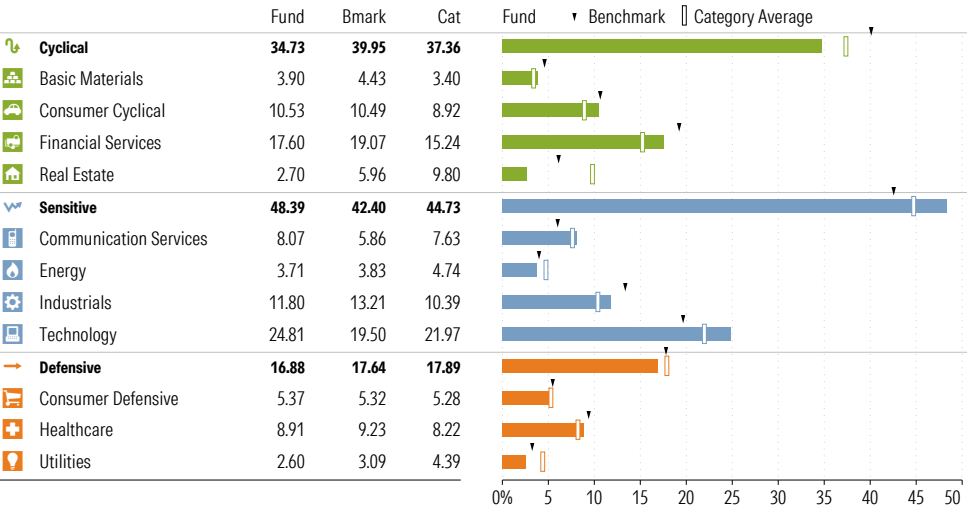
Style Breakdown



Asset Allocation as of 09-30-2025



Sector Weighting as of 09-30-2025



Top 6 Holdings as of 09-30-2025

Name	Maturity Date	% Net Asset	Cumulative %	YTD Return %	Morningstar Sector
⊕ Vanguard Total Bond Market II Idx Inv	-	40.89	40.89	-	-
⊖ Vanguard Total Stock Mkt Idx Inv	-	24.42	65.31	-	-
⊕ Vanguard Total Intl Bd II Idx Investor	-	17.11	82.43	-	-
⊖ Vanguard Total Intl Stock Index Inv	-	16.90	99.33	-	-
⊕ Mktliq 12/31/2049	-	0.68	100.00	-	-
⊕ Us Dollar	-	0.00	100.01	-	-

Total Holdings 6

⊕ Increase ⊖ Decrease ✱ New to Portfolio

Vanguard LifeStrategy Growth Inv VASGX

Morningstar Category
Global Moderately
Aggressive Allocation

Morningstar Index
Morningstar Mod Agg Tgt Risk TR USD

Portfolio Manager(s)

Walter Nejman since 02-2022
Aur lie Denis since 02-2023
Michael Roach since 02-2023
Roger Aliaga-Diaz since 02-2023

Quantitative Screens

- Performance: The fund has finished in the Global Moderately Aggressive Allocation category's top three quartiles in 10 of the 10 years it's been in existence.
- Management: The fund's management has been in place for 3.6 years.
- Style: The fund has landed in its primary style box — Large Blend — 100 % of the time over the past three years.
- Net Expense: The fund's expense ratio of 0.14 is 86% lower than the Global Moderately Aggressive Allocation category average.

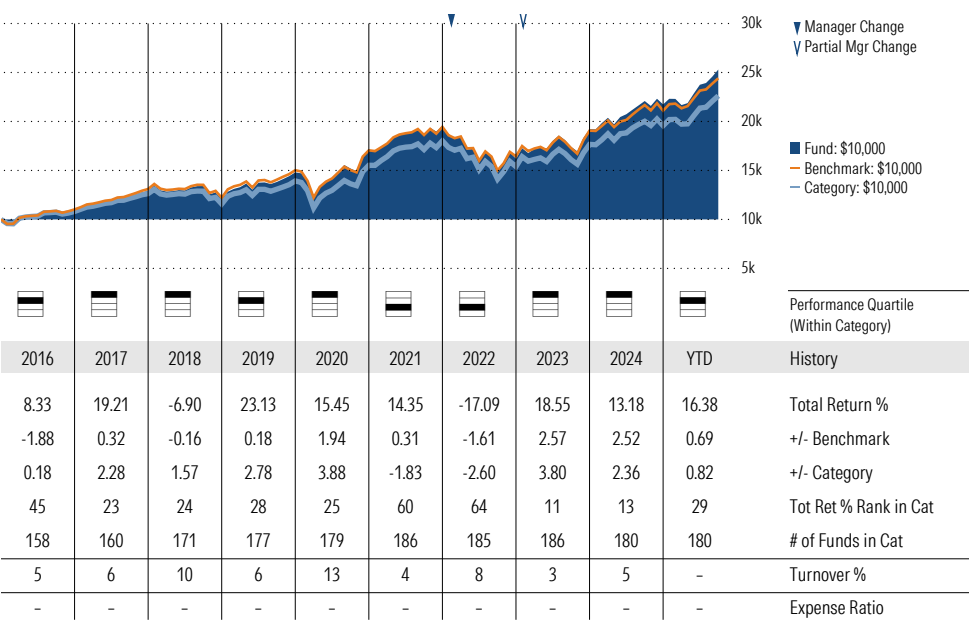
Morningstar Investment Management LLC Analysis

This fund passes all of Morningstar Investment Management's quantitative screens. Morningstar Investment Management has also assessed the fund from a qualitative perspective and, as a fiduciary, is comfortable recommending the fund's use in retirement plans.

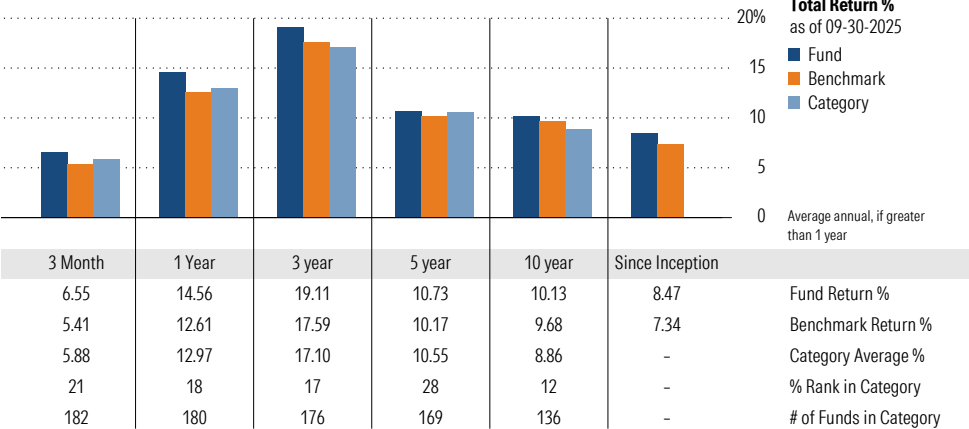
ESG Metrics

Metric	Rating	Updated
Sustainability Rating	3	08-31-2025
ESG Commitment	1-Low	07-19-2023
Carbon Risk Score	Low Risk	12-31-2022

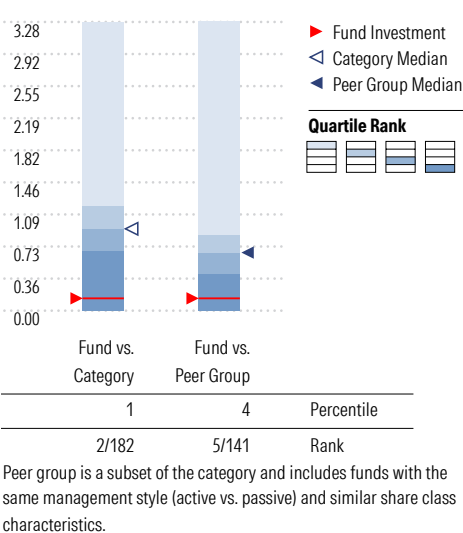
Growth of \$10,000



Trailing Performance



Net Expense



3-Year Risk Metrics

	Fund	Bmark	Cat
Alpha	1.55	-	-0.23
Beta	0.98	-	0.96
R-Squared	97.60	-	91.23
Standard Deviation	11.21	11.24	11.32
Sharpe Ratio	1.19	1.07	0.99
Tracking Error	1.75	-	3.18
Information Ratio	0.87	-	-0.41
Up Capture Ratio	103.46	-	95.44
Down Capture Ratio	95.98	-	97.59

Portfolio Metrics

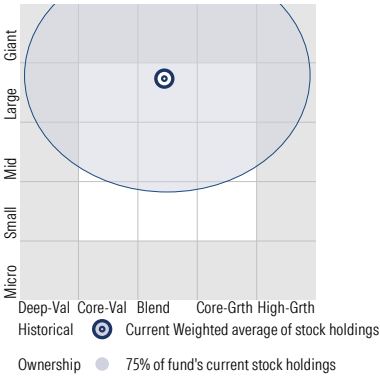
	Fund	Bmark	Cat
Price/Earnings Ratio	21.52	20.68	22.01
Price/Book Ratio	2.88	2.61	2.99
Avg Eff Duration	6.09	-	5.60

Vanguard LifeStrategy Growth Inv VASGX

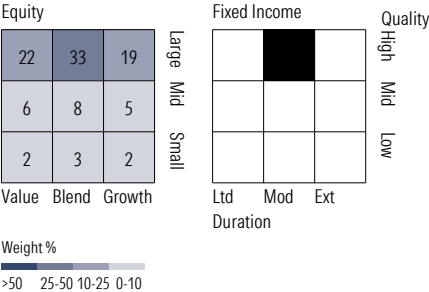
Morningstar Category
Global Moderately
Aggressive Allocation

Morningstar Index
Morningstar Mod Agg Tgt Risk TR USD

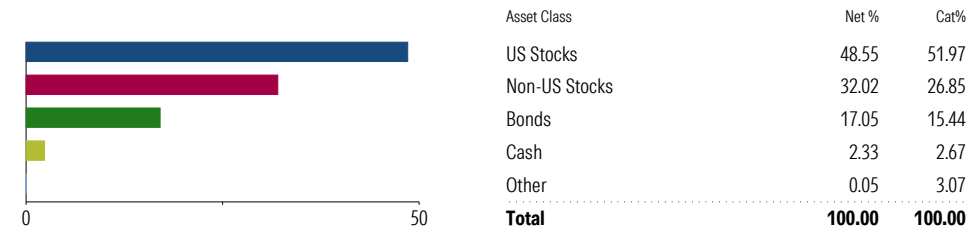
Style Analysis as of 09-30-2025
Morningstar Style Box™



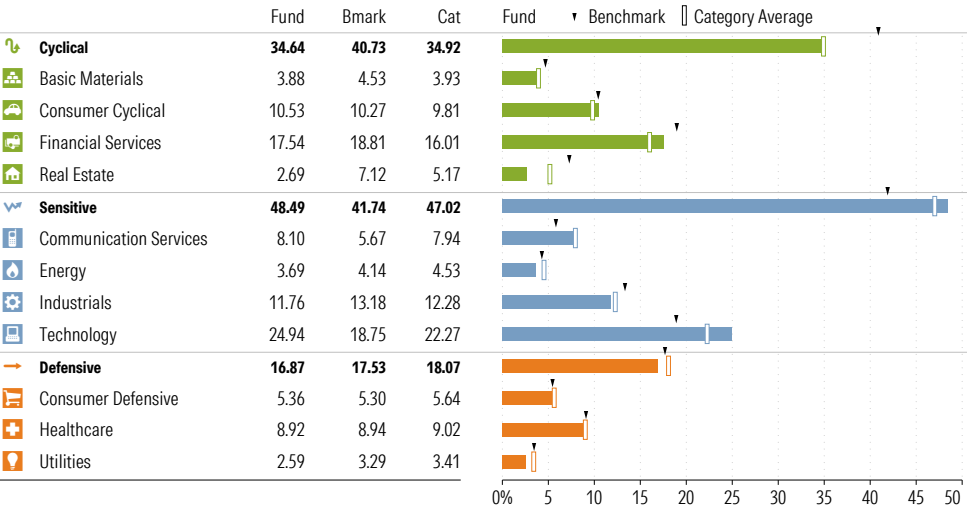
Style Breakdown



Asset Allocation as of 09-30-2025



Sector Weighting as of 09-30-2025



Top 6 Holdings as of 09-30-2025

Name	Maturity Date	% Net Asset	Cumulative %	YTD Return %	Morningstar Sector
⊖ Vanguard Total Stock Mkt Idx Inv	-	48.71	48.71	-	-
⊕ Vanguard Total Intl Stock Index Inv	-	32.78	81.49	-	-
⊕ Vanguard Total Bond Market II Idx Inv	-	12.63	94.12	-	-
⊕ Vanguard Total Intl Bd II Idx Investor	-	5.30	99.42	-	-
⊕ Mktliq 12/31/2049	-	0.58	99.99	-	-
⊕ Us Dollar	-	0.01	100.00	-	-

Total Holdings 6

⊕ Increase ⊖ Decrease ✱ New to Portfolio

Vanguard LifeStrategy Income Inv VASIX

Morningstar Category
Global Conservative
Allocation

Morningstar Index
Morningstar Con Tgt Risk TR USD

Portfolio Manager(s)

Walter Nejman since 02-2022
Aur lie Denis since 02-2023
Michael Roach since 02-2023
Roger Aliaga-Diaz since 02-2023

Quantitative Screens

- Performance: The fund has finished in the Global Conservative Allocation category's top three quartiles in 7 of the 10 years it's been in existence.
- Management: The fund's management has been in place for 3.6 years.
- Style: The fund has landed in its primary style box — Large Blend — 100 % of the time over the past three years.
- Net Expense: The fund's expense ratio of 0.11 is 88.89% lower than the Global Conservative Allocation category average.

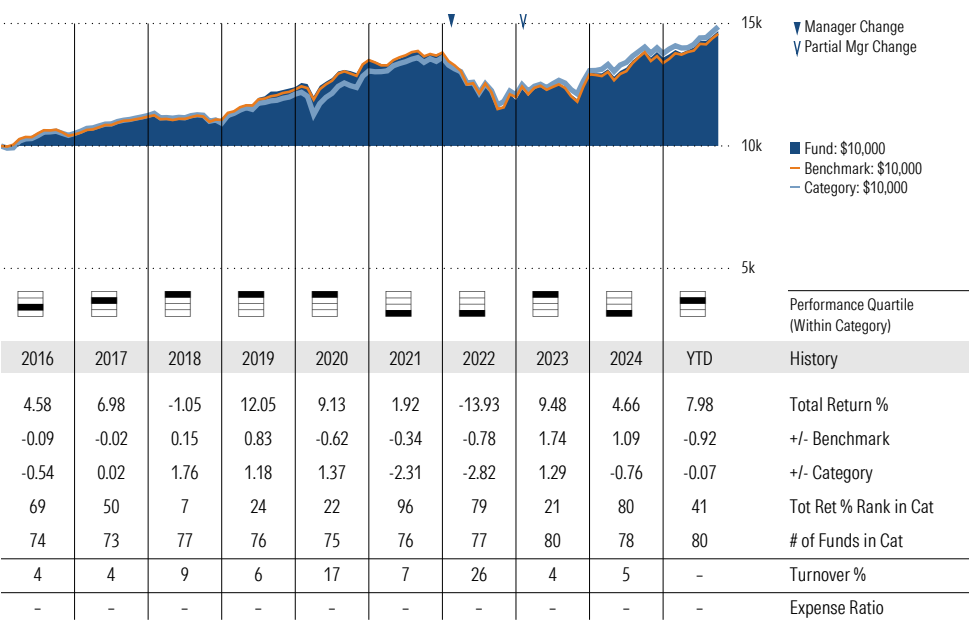
Morningstar Investment Management LLC Analysis

This fund passes all of Morningstar Investment Management's quantitative screens. Morningstar Investment Management has also assessed the fund from a qualitative perspective and, as a fiduciary, is comfortable recommending the fund's use in retirement plans.

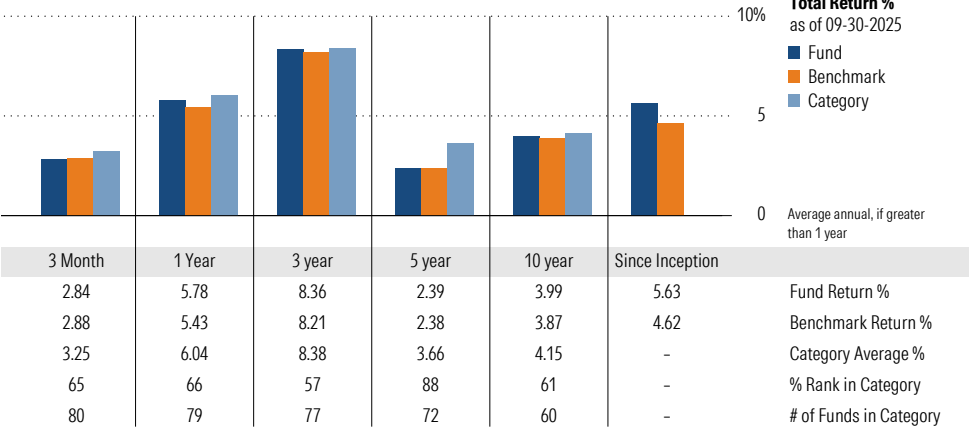
ESG Metrics

Metric	Rating	Updated
Sustainability Rating	3	08-31-2025
ESG Commitment	1-Low	07-19-2023

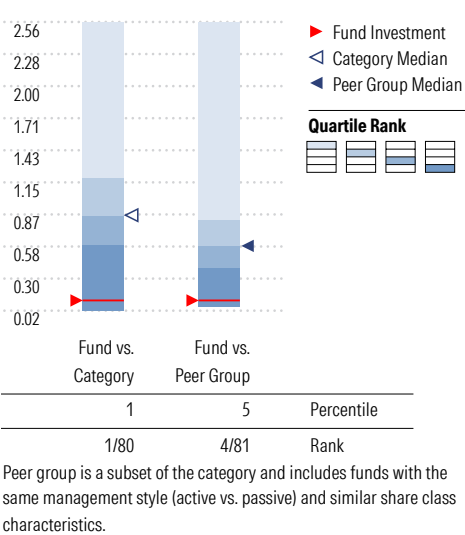
Growth of \$10,000



Trailing Performance



Net Expense



3-Year Risk Metrics

	Fund	Bmark	Cat
Alpha	0.62	-	1.45
Beta	0.94	-	0.84
R-Squared	97.50	-	92.57
Standard Deviation	6.63	6.97	6.10
Sharpe Ratio	0.51	0.46	0.56
Tracking Error	1.13	-	2.05
Information Ratio	0.14	-	0.09
Up Capture Ratio	96.92	-	92.31
Down Capture Ratio	91.00	-	79.68

Portfolio Metrics

	Fund	Bmark	Cat
Price/Earnings Ratio	21.38	20.82	22.99
Price/Book Ratio	2.85	2.59	3.18
Avg Eff Duration	6.09	-	6.54

Vanguard LifeStrategy Income Inv VASIX

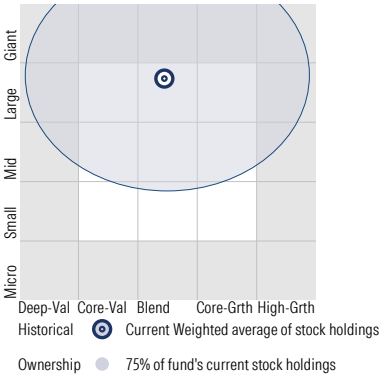
Morningstar Category
Global Conservative

Morningstar Index
Morningstar Con Tgt Risk TR USD

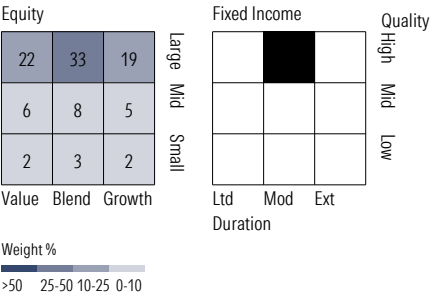
Allocation

Style Analysis as of 09-30-2025

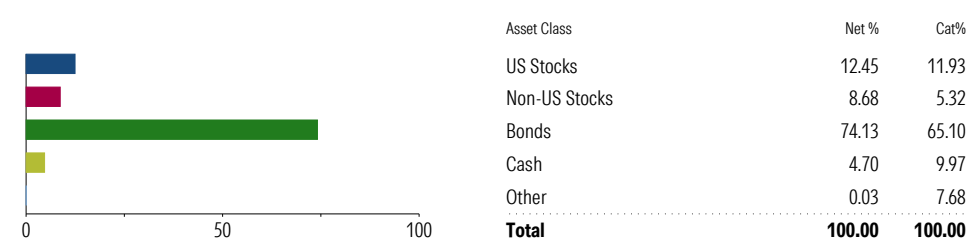
Morningstar Style Box™



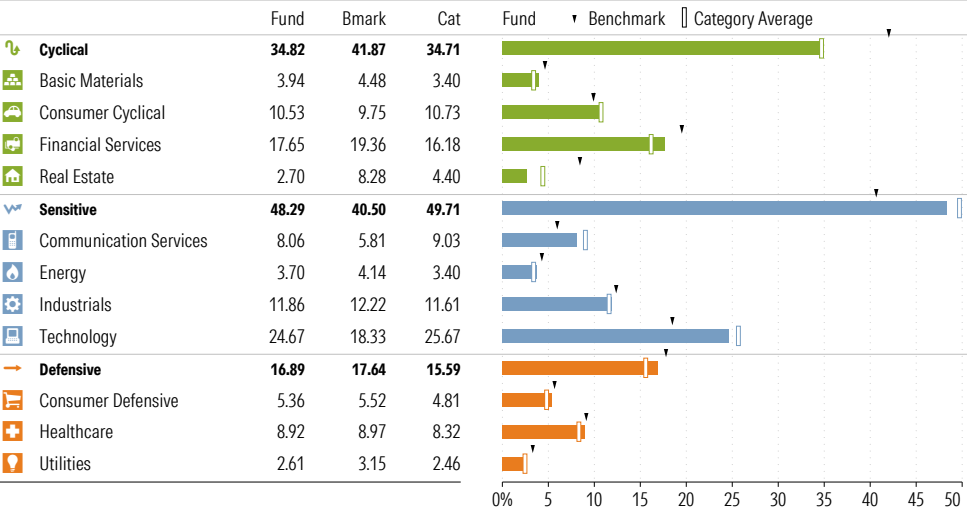
Style Breakdown



Asset Allocation as of 09-30-2025



Sector Weighting as of 09-30-2025



Top 6 Holdings as of 09-30-2025

Name	Maturity Date	% Net Asset	Cumulative %	YTD Return %	Morningstar Sector
⊕ Vanguard Total Bond Market II Idx Inv	-	54.85	54.85	-	-
⊕ Vanguard Total Intl Bd II Idx Investor	-	23.09	77.93	-	-
⊖ Vanguard Total Stock Mkt Idx Inv	-	12.49	90.42	-	-
⊖ Vanguard Total Intl Stock Index Inv	-	8.89	99.31	-	-
⊕ Mktliq 12/31/2049	-	0.67	99.98	-	-
⊕ Us Dollar	-	0.02	100.00	-	-

Total Holdings 6

⊕ Increase ⊖ Decrease ✱ New to Portfolio

Vanguard LifeStrategy Mod Gr Inv Shrs VSMGX

Morningstar Category: Global Moderate Allocation
Morningstar Index: Morningstar Mod Tgt Risk TR USD

Portfolio Manager(s)

Walter Nejman since 02-2022
Aur lie Denis since 02-2023
Michael Roach since 02-2023
Roger Aliaga-Diaz since 02-2023

Quantitative Screens

- Performance: The fund has finished in the Global Moderate Allocation category's top three quartiles in 10 of the 10 years it's been in existence.
- Management: The fund's management has been in place for 3.6 years.
- Style: The fund has landed in its primary style box — Large Blend — 100 % of the time over the past three years.
- Net Expense: The fund's expense ratio of 0.13 is 87.25% lower than the Global Moderate Allocation category average.

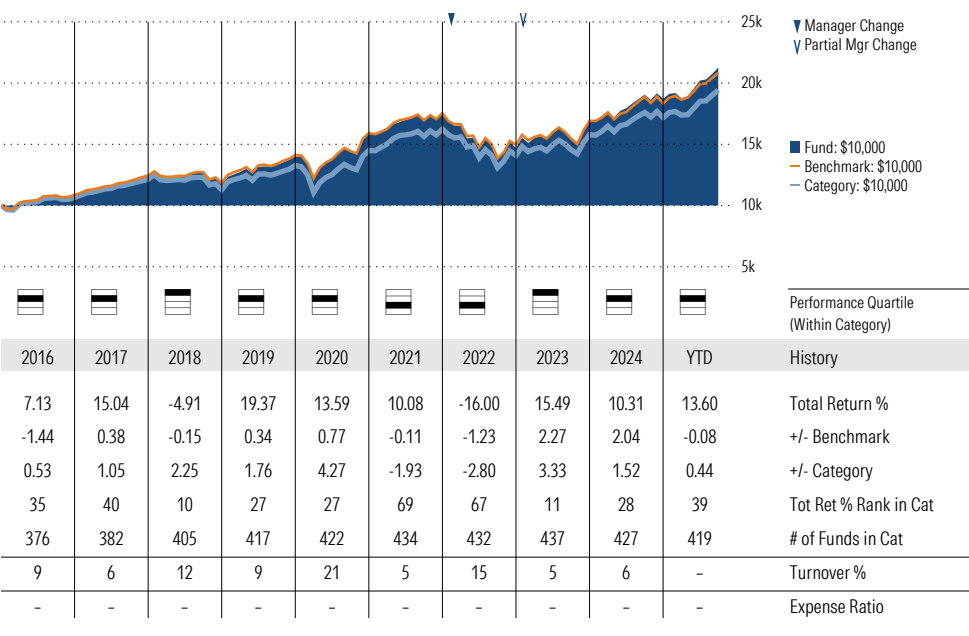
Morningstar Investment Management LLC Analysis

This fund passes all of Morningstar Investment Management's quantitative screens. Morningstar Investment Management has also assessed the fund from a qualitative perspective and, as a fiduciary, is comfortable recommending the fund's use in retirement plans.

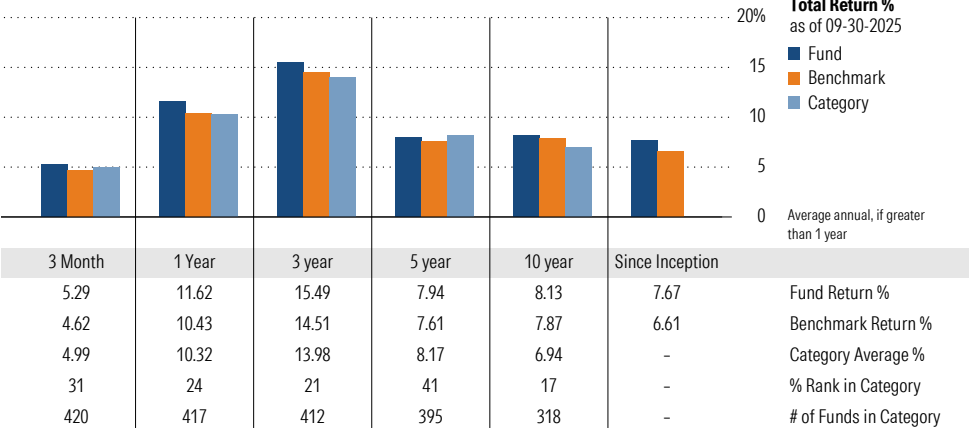
ESG Metrics

Metric	Rating	Updated
Sustainability Rating	3	08-31-2025
ESG Commitment	1-Low	07-19-2023
Carbon Risk Score	Low Risk	12-31-2022

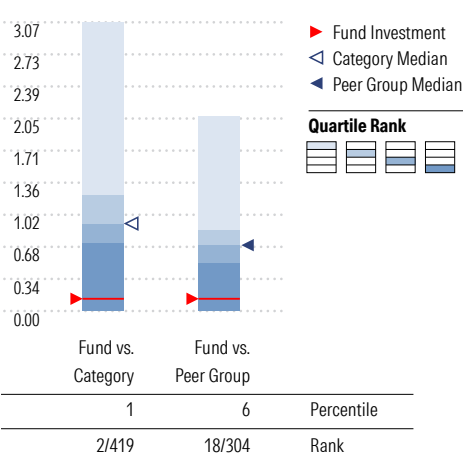
Growth of \$10,000



Trailing Performance



Net Expense



Peer group is a subset of the category and includes funds with the same management style (active vs. passive) and similar share class characteristics.

3-Year Risk Metrics

	Fund	Bmark	Cat
Alpha	1.27	-	0.11
Beta	0.97	-	0.95
R-Squared	97.73	-	90.64
Standard Deviation	9.54	9.73	9.72
Sharpe Ratio	1.05	0.94	0.89
Tracking Error	1.47	-	2.85
Information Ratio	0.67	-	-0.22
Up Capture Ratio	101.81	-	96.05
Down Capture Ratio	94.80	-	96.72

Portfolio Metrics

	Fund	Bmark	Cat
Price/Earnings Ratio	21.48	20.75	21.91
Price/Book Ratio	2.87	2.63	2.94
Avg Eff Duration	6.09	-	4.94

Vanguard LifeStrategy Mod Gr Inv Shrs VSMGX

Morningstar Category

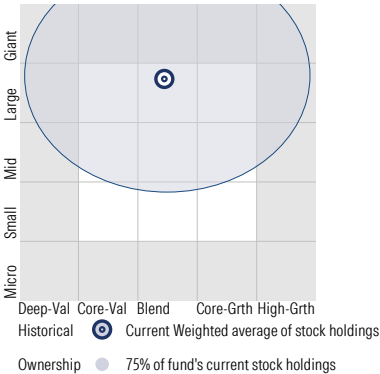
Global Moderate Allocation

Morningstar Index

Morningstar Mod Tgt Risk TR USD

Style Analysis as of 09-30-2025

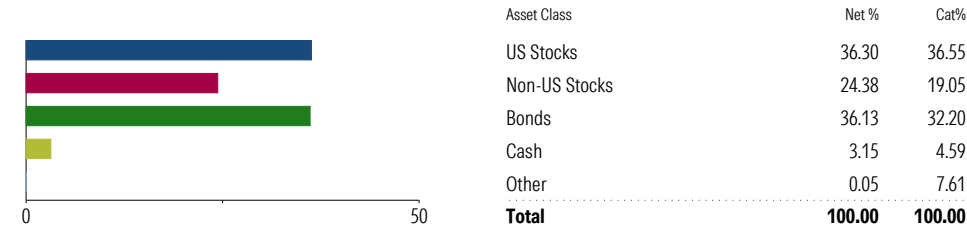
Morningstar Style Box™



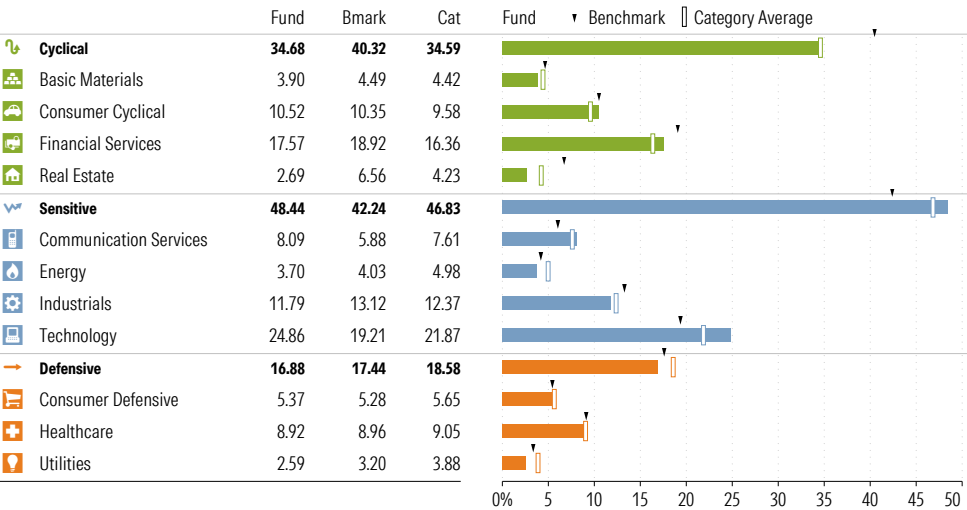
Style Breakdown



Asset Allocation as of 09-30-2025



Sector Weighting as of 09-30-2025



Top 6 Holdings as of 09-30-2025

Name	Maturity Date	% Net Asset	Cumulative %	YTD Return %	Morningstar Sector
⊖ Vanguard Total Stock Mkt Idx Inv	-	36.42	36.42	-	-
⊕ Vanguard Total Bond Market II Idx Inv	-	26.86	63.28	-	-
⊕ Vanguard Total Intl Stock Index Inv	-	24.96	88.24	-	-
⊕ Vanguard Total Intl Bd II Idx Investor	-	11.12	99.35	-	-
⊕ Mktliq 12/31/2049	-	0.66	100.01	-	-
⊕ Us Dollar	-	0.01	100.02	-	-

Total Holdings 6

⊕ Increase ⊖ Decrease ✱ New to Portfolio

Vanguard Mid-Cap Value Index Admiral VMVAX

Morningstar Category
Mid-Cap Value

Morningstar Index
Russell Mid Cap Value TR USD

Portfolio Manager(s)

Aaron Choi since 08-2023
Kenny Narzikul since 02-2025

Quantitative Screens

- Performance: The fund has finished in the Mid-Cap Value category's top three quartiles in 9 of the 10 years it's been in existence.
- Management: The fund's management team has been in place for less than three years.
- Style: The fund has landed in its primary style box — Mid-Cap Value — 100 % of the time over the past three years.
- Net Expense: The fund's expense ratio of 0.07 is 92.63% lower than the Mid-Cap Value category average.

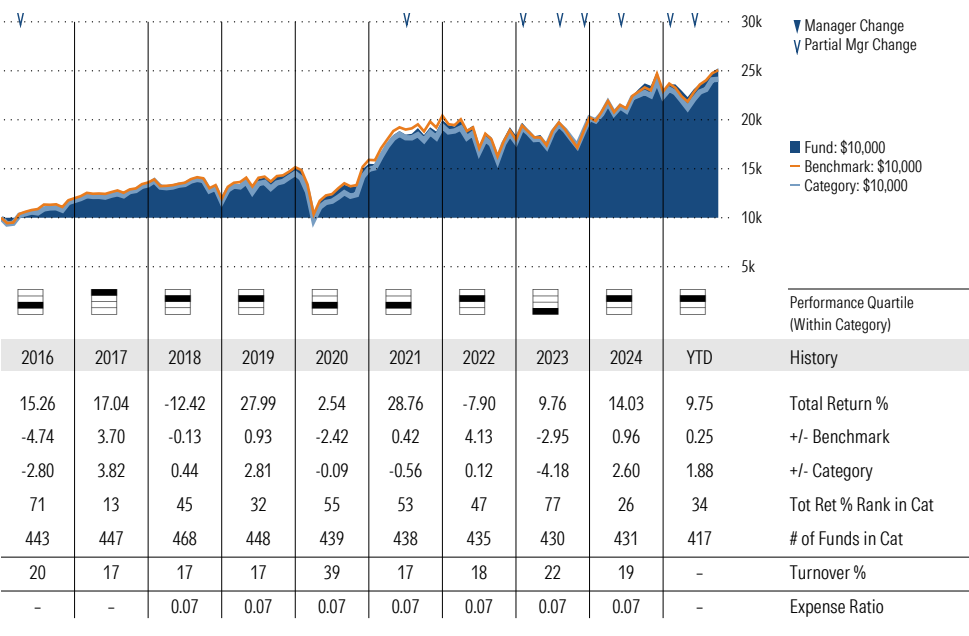
Morningstar Investment Management LLC Analysis

This fund fails the manager tenure screen. Although the managers on this fund are relatively recent additions, they are experienced at Vanguard, and the team-managed, well-established process of running index funds at Vanguard means that such changes are not concerning.

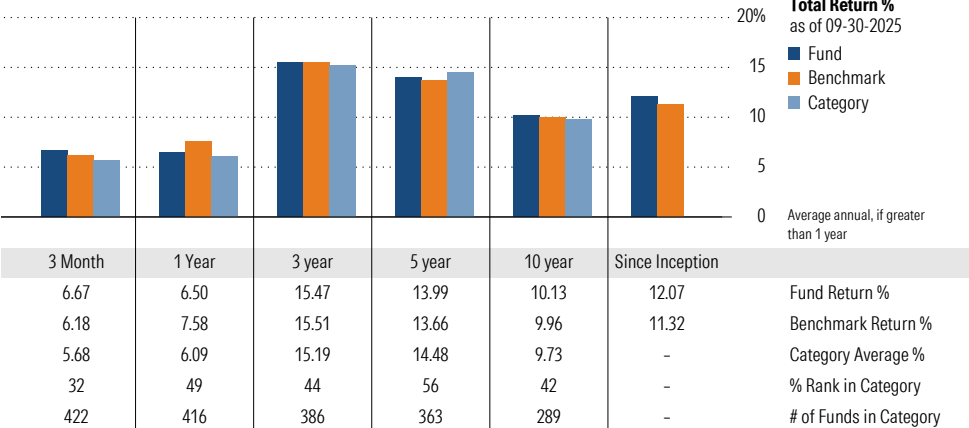
ESG Metrics

Metric	Rating	Updated
Sustainability Rating	4	08-31-2025
Carbon Risk Score	Medium Risk	12-31-2022
ESG Commitment	1-Low	02-15-2022

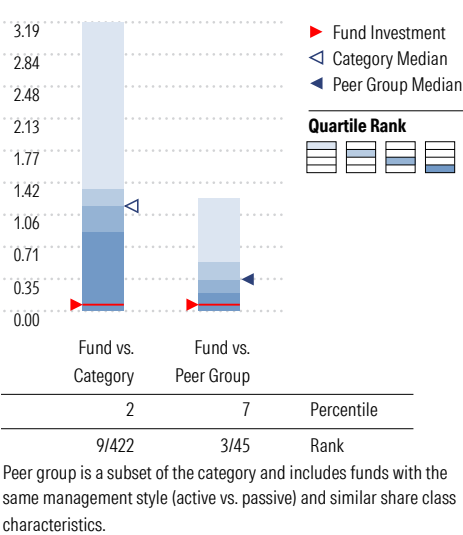
Growth of \$10,000



Trailing Performance



Net Expense



3-Year Risk Metrics

	Fund	Bmark	Cat
Alpha	0.78	-	0.22
Beta	0.94	-	0.97
R-Squared	97.74	-	92.40
Standard Deviation	16.07	16.90	17.02
Sharpe Ratio	0.67	0.65	0.62
Tracking Error	2.62	-	4.82
Information Ratio	-0.02	-	-0.16
Up Capture Ratio	95.71	-	96.30
Down Capture Ratio	92.88	-	95.39

Portfolio Metrics

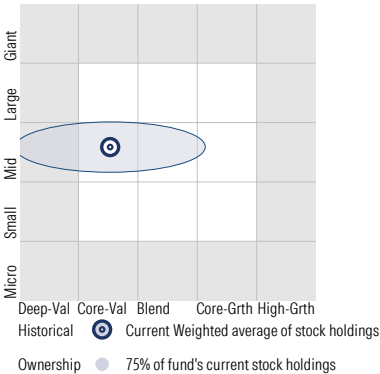
	Fund	Bmark	Cat
Price/Earnings Ratio	19.55	20.53	18.93
Price/Book Ratio	2.35	2.37	2.04
Geom Avg Mkt Cap \$B	37.31	21.69	20.87
ROE	17.21	14.14	14.21

Vanguard Mid-Cap Value Index Admiral VMVAX


Morningstar Category
Mid-Cap Value

Morningstar Index
Russell Mid Cap Value TR USD

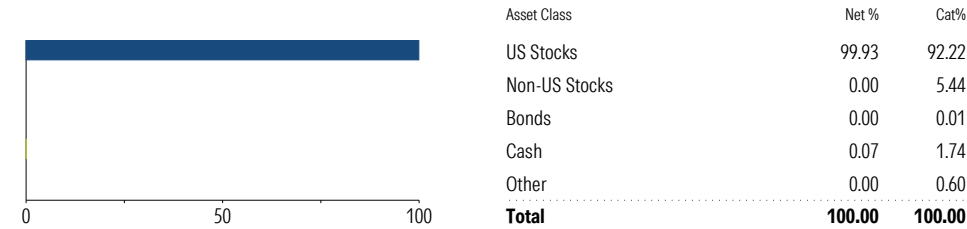
Style Analysis as of 09-30-2025
Morningstar Style Box™



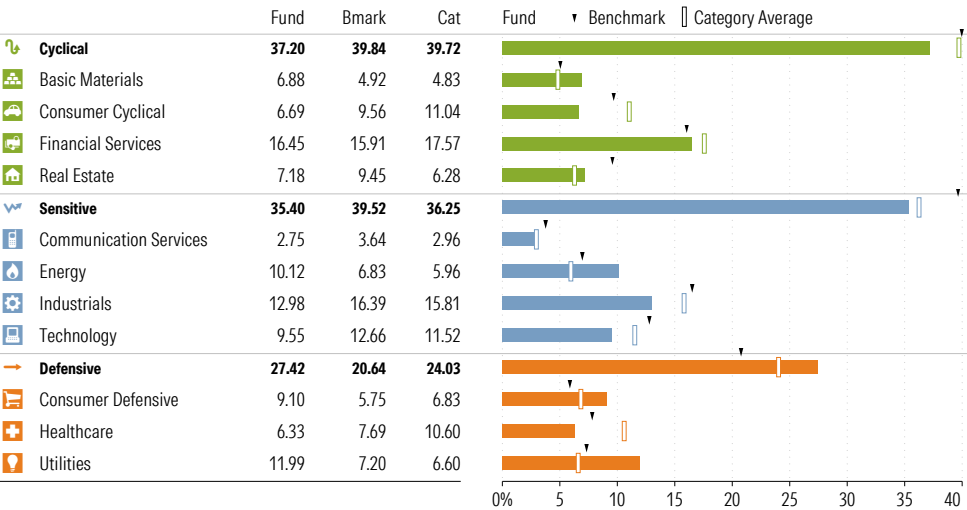
Style Breakdown



Asset Allocation as of 09-30-2025



Sector Weighting as of 09-30-2025



Top 15 Holdings as of 09-30-2025

Name	% Net Asset	Cumulative %	YTD Return %	Morningstar Sector
⊖ Newmont Corp	1.77	1.77	128.53	Basic Materials
⊖ CRH PLC	1.54	3.31	30.79	Basic Materials
⊖ Arthur J. Gallagher & Co	1.52	4.83	9.81	Financial Services
⊖ TE Connectivity PLC Registered Shares	1.24	6.07	55.00	Technology
⊖ Corning Inc	1.21	7.27	74.39	Technology
⊖ United Rentals Inc	1.17	8.45	36.28	Industrials
⊖ Digital Realty Trust Inc	1.13	9.57	-0.45	Real Estate
⊖ Marathon Petroleum Corp	1.12	10.69	40.12	Energy
⊖ Cummins Inc	1.11	11.80	22.78	Industrials
⊖ General Motors Co	1.11	12.91	15.24	Consumer Cyclical
⊖ Cencora Inc	1.10	14.01	39.83	Healthcare
⊖ L3Harris Technologies Inc	1.09	15.10	46.95	Industrials
⊖ Allstate Corp	1.08	16.18	12.89	Financial Services
⊕ Phillips 66	1.05	17.23	22.51	Energy
⊖ Valero Energy Corp	1.01	18.24	41.65	Energy

Total Holdings 183

⊕ Increase ⊖ Decrease ✨ New to Portfolio

Vanguard Real Estate Index Admiral VGSLX

Morningstar Category
Real Estate

Morningstar Index
S&P United States REIT TR USD

Portfolio Manager(s)

Gerard O'Reilly since 05-1996
Chris Nieves since 02-2025
Jena Stenger since 02-2025

Quantitative Screens

- Performance: The fund has finished in the Real Estate category's top three quartiles in 10 of the 10 years it's been in existence.
- Management: The fund's management has been in place for 29.4 years.
- Style: The fund has landed in its primary style box — Mid-Cap Blend — 91.43 % of the time over the past three years.
- Net Expense: The fund's expense ratio of 0.13 is 88.5% lower than the Real Estate category average.

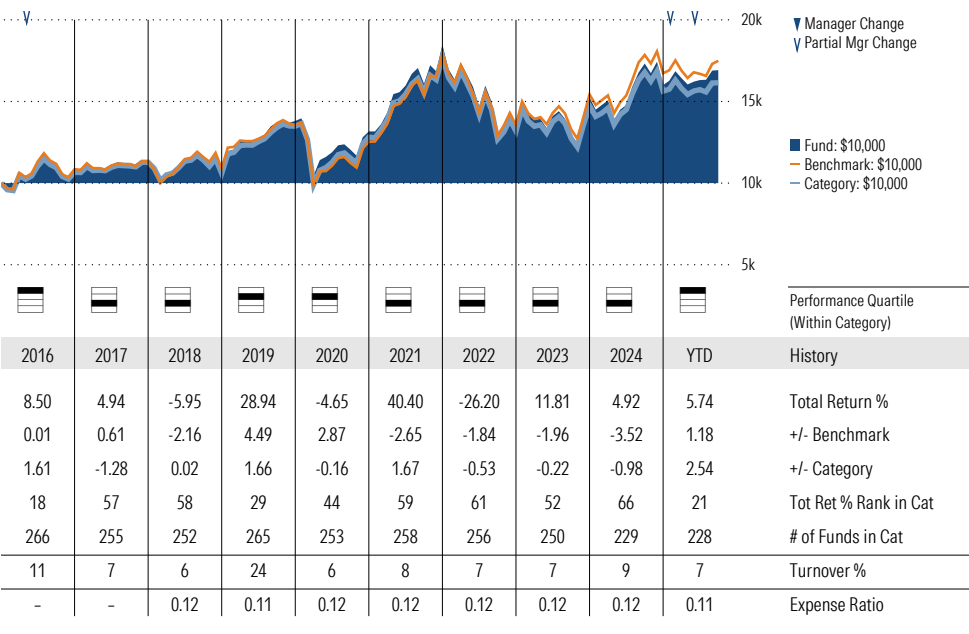
Morningstar Investment Management LLC Analysis

This fund passes all of Morningstar Investment Management's quantitative screens. Morningstar Investment Management has also assessed the fund from a qualitative perspective and, as a fiduciary, is comfortable recommending the fund's use in retirement plans.

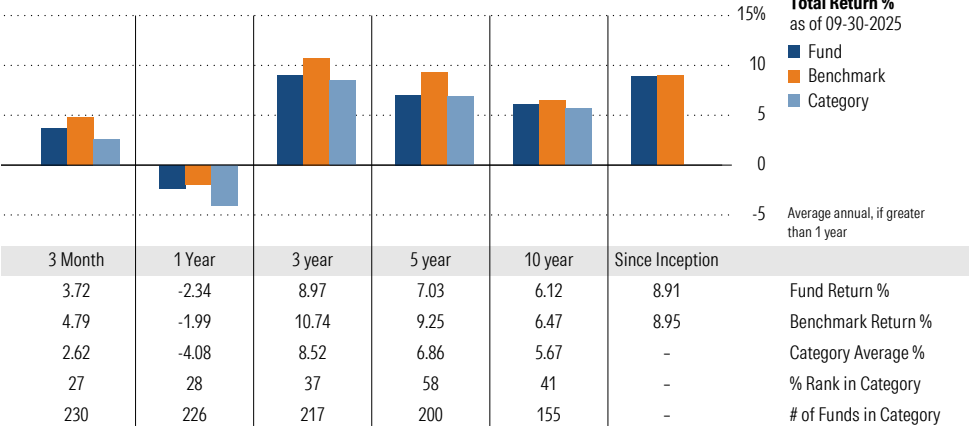
ESG Metrics

Metric	Rating	Updated
Sustainability Rating	2	08-31-2025
Carbon Risk Score	Low Risk	12-31-2022
ESG Commitment	1-Low	02-15-2022

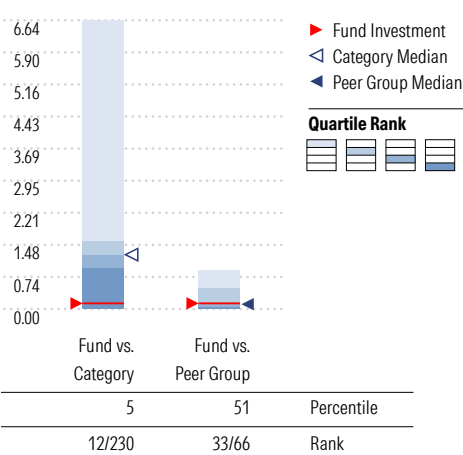
Growth of \$10,000



Trailing Performance



Net Expense



Peer group is a subset of the category and includes funds with the same management style (active vs. passive) and similar share class characteristics.

3-Year Risk Metrics

	Fund	Bmark	Cat
Alpha	-1.83	-	-1.92
Beta	1.03	-	0.96
R-Squared	97.63	-	93.09
Standard Deviation	17.73	17.05	16.96
Sharpe Ratio	0.29	0.39	0.22
Tracking Error	2.77	-	4.02
Information Ratio	-0.64	-	-0.71
Up Capture Ratio	96.26	-	90.53
Down Capture Ratio	102.45	-	97.73

Portfolio Metrics

	Fund	Bmark	Cat
Price/Earnings Ratio	32.98	38.46	35.69
Price/Book Ratio	2.40	2.42	2.89
Geom Avg Mkt Cap \$B	26.99	9.35	37.63
ROE	11.89	9.56	14.86

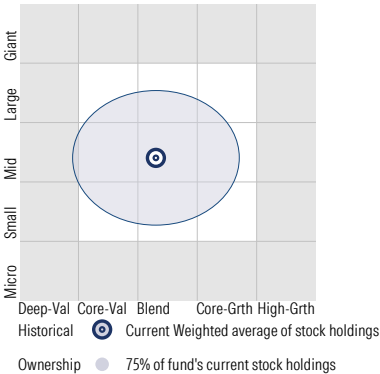
Vanguard Real Estate Index Admiral VGSLX

Morningstar Category
Real Estate

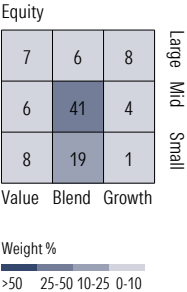
Morningstar Index
S&P United States REIT TR USD

Style Analysis as of 09-30-2025

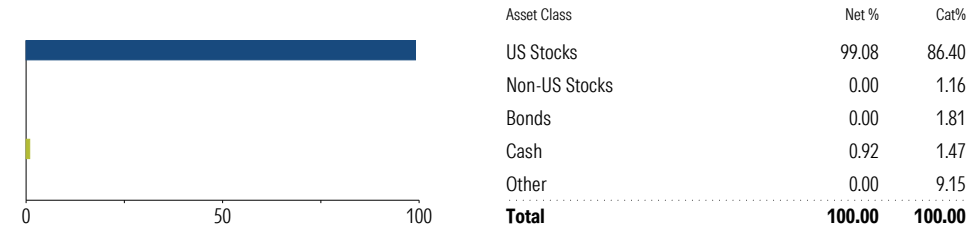
Morningstar Style Box™



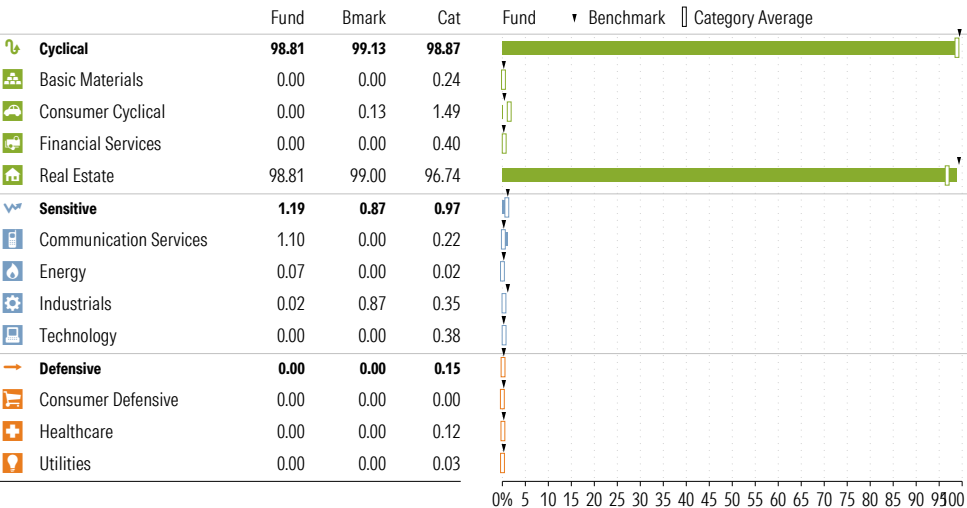
Style Breakdown



Asset Allocation as of 09-30-2025



Sector Weighting as of 09-30-2025



Top 15 Holdings as of 09-30-2025

Name	% Net Asset	Cumulative %	YTD Return %	Morningstar Sector
⊕ Vanguard Real Estate II Index	14.43	14.43	-	-
⊕ Welltower Inc	6.55	20.98	43.00	Real Estate
⊕ Prologis Inc	5.97	26.95	11.21	Real Estate
⊕ American Tower Corp	5.06	32.00	7.64	Real Estate
⊕ Equinix Inc	4.30	36.31	-15.44	Real Estate
⊕ Simon Property Group Inc	3.44	39.75	12.66	Real Estate
⊕ Digital Realty Trust Inc	3.27	43.02	-0.45	Real Estate
⊕ Realty Income Corp	3.08	46.11	18.33	Real Estate
⊕ CBRE Group Inc Class A	2.64	48.74	20.01	Real Estate
⊕ Public Storage	2.56	51.31	-0.53	Real Estate
⊕ Crown Castle Inc	2.36	53.67	10.38	Real Estate
⊕ CoStar Group Inc	1.99	55.66	17.85	Real Estate
⊕ Ventas Inc	1.77	57.43	21.29	Real Estate
⊕ VICI Properties Inc Ordinary Shares	1.76	59.20	16.14	Real Estate
⊕ Iron Mountain Inc	1.69	60.89	-0.78	Real Estate

Total Holdings 158

⊕ Increase ⊖ Decrease ✨ New to Portfolio

Vanguard Small Cap Growth Index Admiral VSGAX

Morningstar Category
Small Growth
Morningstar Index
Russell 2000 Growth TR USD

Portfolio Manager(s)

Gerard O'Reilly since 12-2004
Aaron Choi since 02-2025
Kenny Narzikul since 02-2025

Quantitative Screens

- Performance: The fund has finished in the Small Growth category's top three quartiles in 10 of the 10 years it's been in existence.
- Management: The fund's management has been in place for 20.76 years.
- Style: The fund has landed in its primary style box — Small Growth — 100 % of the time over the past three years.
- Net Expense: The fund's expense ratio of 0.07 is 93.91% lower than the Small Growth category average.

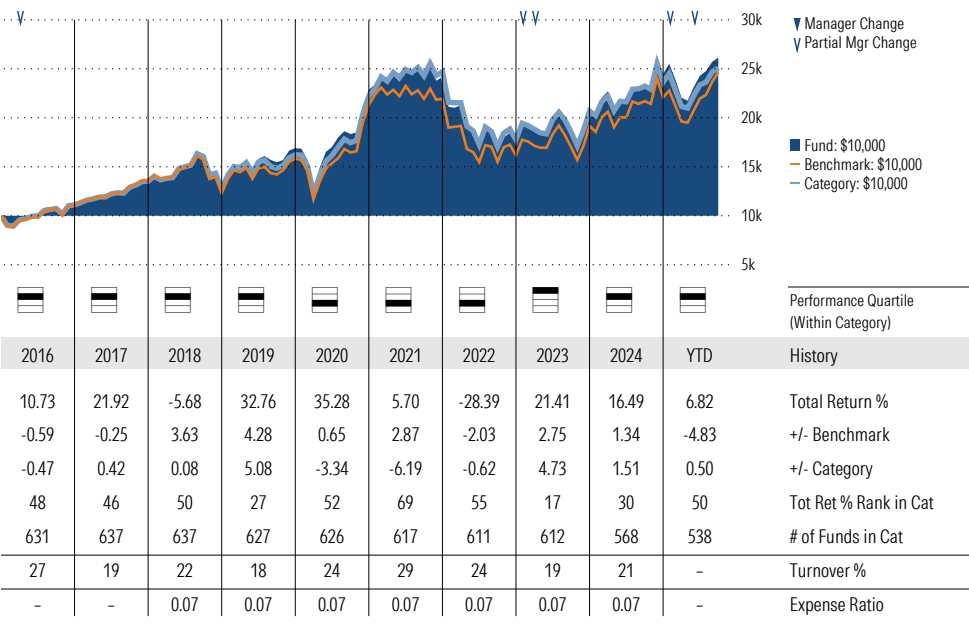
Morningstar Investment Management LLC Analysis

This fund passes all of Morningstar Investment Management's quantitative screens. Morningstar Investment Management has also assessed the fund from a qualitative perspective and, as a fiduciary, is comfortable recommending the fund's use in retirement plans.

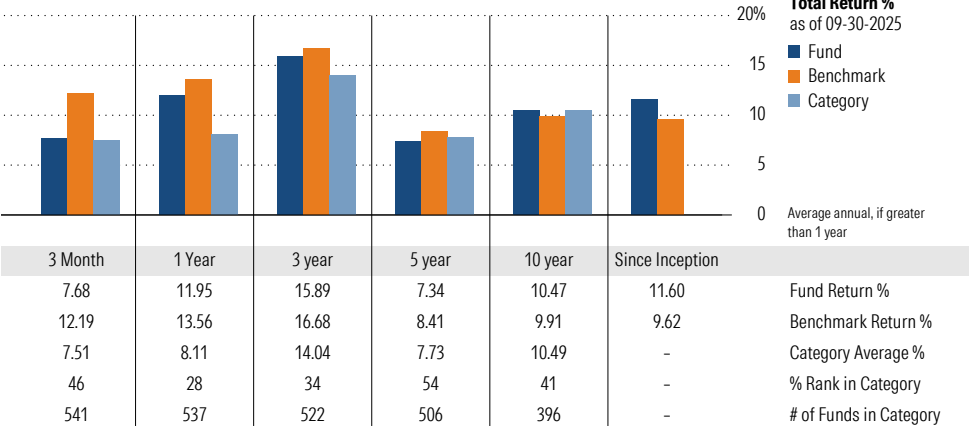
ESG Metrics

Metric	Rating	Updated
Sustainability Rating	4	08-31-2025
Carbon Risk Score	Medium Risk	12-31-2022
ESG Commitment	1-Low	02-15-2022

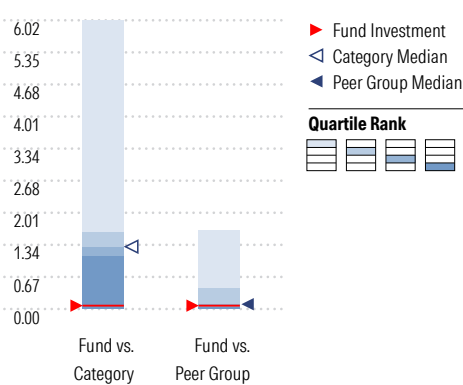
Growth of \$10,000



Trailing Performance



Net Expense



Percentile	2	35
Rank	9/544	12/35

Peer group is a subset of the category and includes funds with the same management style (active vs. passive) and similar share class characteristics.

3-Year Risk Metrics

	Fund	Bmark	Cat
Alpha	0.42	-	-0.72
Beta	0.92	-	0.89
R-Squared	96.06	-	89.69
Standard Deviation	20.01	21.24	20.12
Sharpe Ratio	0.59	0.60	0.50
Tracking Error	4.29	-	6.87
Information Ratio	-0.19	-	-0.37
Up Capture Ratio	92.59	-	86.34
Down Capture Ratio	91.12	-	88.37

Portfolio Metrics

	Fund	Bmark	Cat
Price/Earnings Ratio	28.33	25.25	27.21
Price/Book Ratio	4.26	4.35	3.81
Geom Avg Mkt Cap \$B	9.62	3.83	7.19
ROE	10.33	5.00	11.44

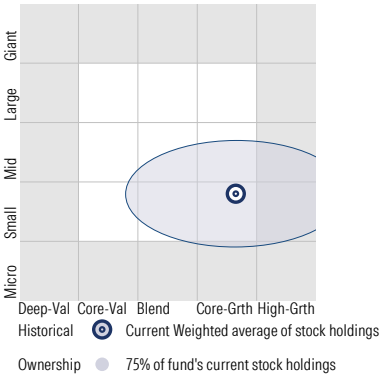
Vanguard Small Cap Growth Index Admiral VSGAX

Morningstar Category
Small Growth

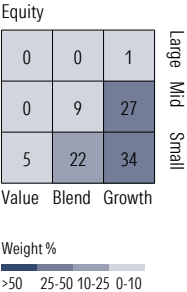
Morningstar Index
Russell 2000 Growth TR USD

Style Analysis as of 09-30-2025

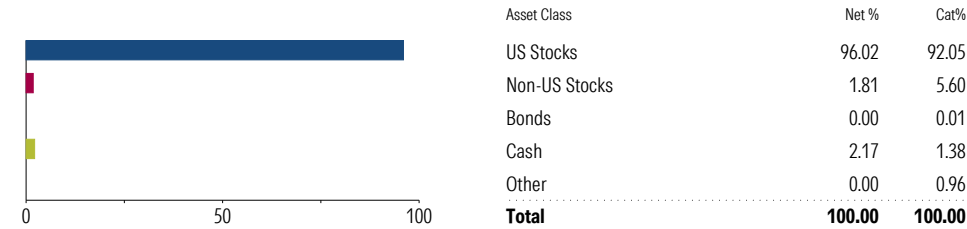
Morningstar Style Box™



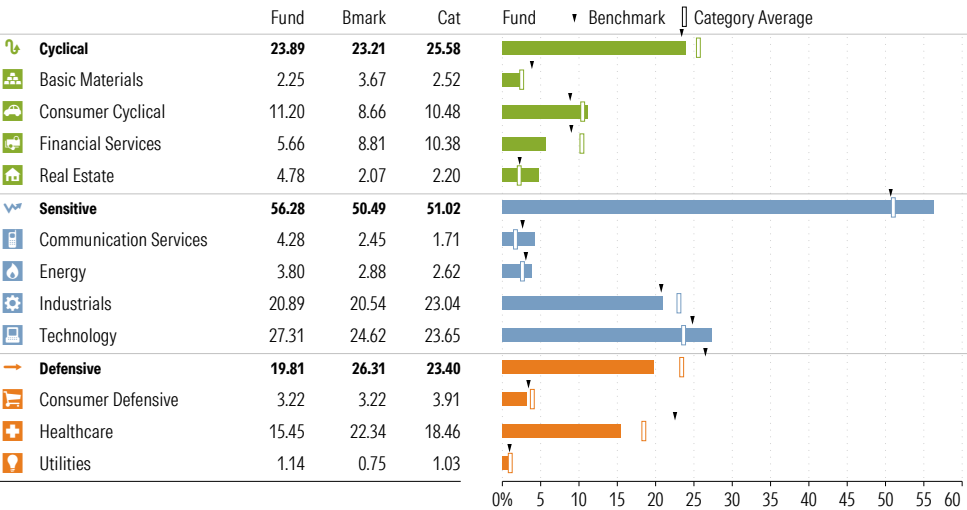
Style Breakdown



Asset Allocation as of 09-30-2025



Sector Weighting as of 09-30-2025



Top 15 Holdings as of 09-30-2025

Name	% Net Asset	Cumulative %	YTD Return %	Morningstar Sector
⊕ Slcmt1142	1.79	1.79	-	-
⊕ Insmcd Inc	1.01	2.81	108.59	Healthcare
⊖ SoFi Technologies Inc Ordinary Shares	1.00	3.81	71.56	Financial Services
⊖ Comfort Systems USA Inc	0.97	4.77	94.91	Industrials
⊖ Astera Labs Inc	0.87	5.64	47.83	Technology
⊖ Pure Storage Inc Class A	0.87	6.51	36.43	Technology
⊖ PTC Inc	0.81	7.31	10.41	Technology
⊖ Liberty Media Corp Registered Shs Series -C- Formula One	0.74	8.05	12.72	Communication Svc
⊕ Rocket Lab Corp	0.73	8.78	-	Industrials
⊖ Credo Technology Group Holding Ltd	0.71	9.50	-	Technology
⊖ Casey's General Stores Inc	0.70	10.19	43.07	Consumer Cyclical
⊖ Natera Inc	0.70	10.89	1.69	Healthcare
⊖ Ciena Corp	0.68	11.58	71.76	Technology
⊖ Curtiss-Wright Corp	0.68	12.26	53.19	Industrials
⊖ RB Global Inc	0.67	12.93	17.14	Industrials

Total Holdings 573

⊕ Increase ⊖ Decrease ✨ New to Portfolio

Vanguard Small Cap Value Index Admiral VSIAX

Morningstar Category
Small Value
Morningstar Index
Russell 2000 Value TR USD

Portfolio Manager(s)

Gerard O'Reilly since 04-2016
Kenny Narzikul since 02-2025
Aaron Choi since 02-2025

Quantitative Screens

- Performance: The fund has finished in the Small Value category's top three quartiles in 10 of the 10 years it's been in existence.
- Management: The fund's management has been in place for 9.43 years.
- Style: The fund has landed in its primary style box — Small Value — 100 % of the time over the past three years.
- Net Expense: The fund's expense ratio of 0.07 is 93.52% lower than the Small Value category average.

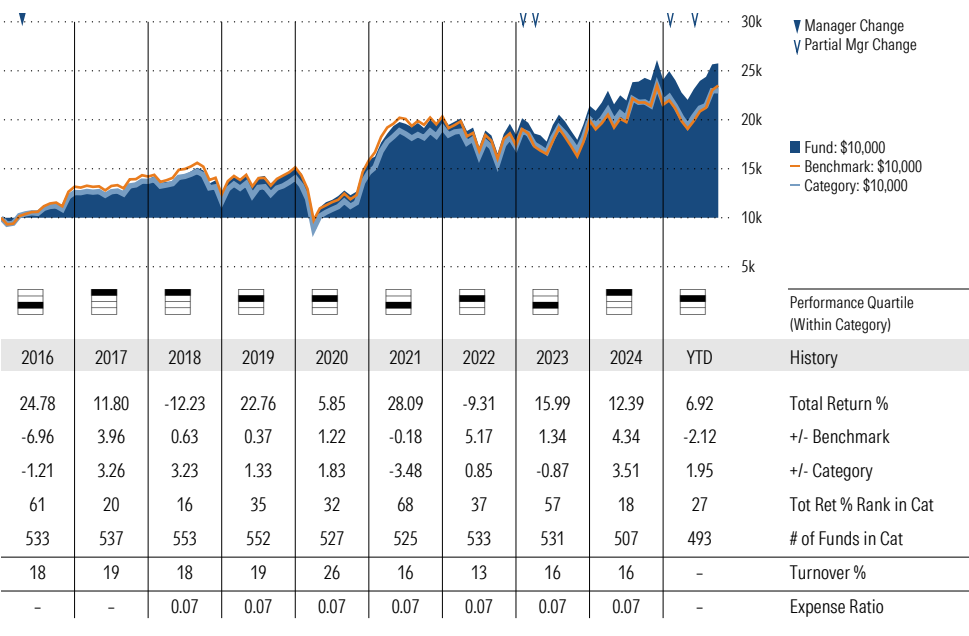
Morningstar Investment Management LLC Analysis

This fund passes all of Morningstar Investment Management's quantitative screens. Morningstar Investment Management has also assessed the fund from a qualitative perspective and, as a fiduciary, is comfortable recommending the fund's use in retirement plans.

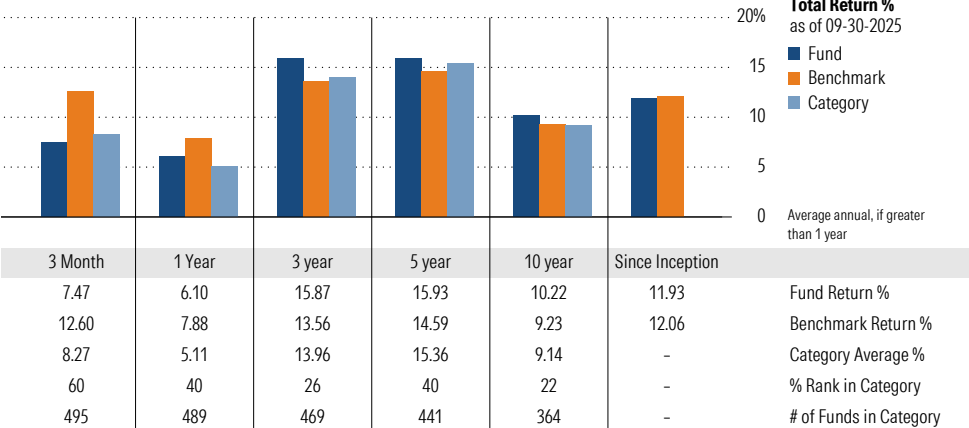
ESG Metrics

Metric	Rating	Updated
Sustainability Rating	5	08-31-2025
Carbon Risk Score	Medium Risk	12-31-2022
ESG Commitment	1-Low	02-15-2022

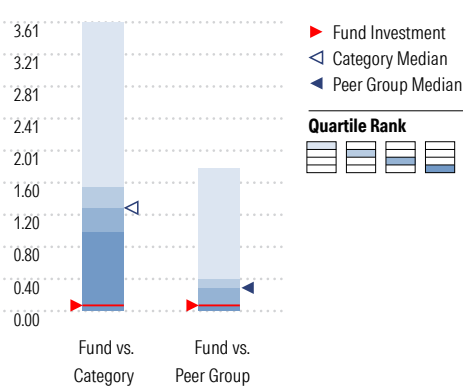
Growth of \$10,000



Trailing Performance



Net Expense



Peer group is a subset of the category and includes funds with the same management style (active vs. passive) and similar share class characteristics.

3-Year Risk Metrics

	Fund	Bmark	Cat
Alpha	3.62	-	1.21
Beta	0.86	-	0.91
R-Squared	95.05	-	93.09
Standard Deviation	19.24	21.74	20.56
Sharpe Ratio	0.61	0.47	0.49
Tracking Error	5.22	-	5.65
Information Ratio	0.44	-	0.01
Up Capture Ratio	94.17	-	93.62
Down Capture Ratio	83.97	-	90.38

Portfolio Metrics

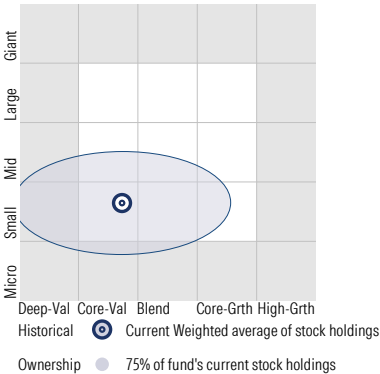
	Fund	Bmark	Cat
Price/Earnings Ratio	17.49	14.44	15.18
Price/Book Ratio	1.86	1.29	1.58
Geom Avg Mkt Cap \$B	7.77	2.28	5.89
ROE	12.41	2.99	13.36

Vanguard Small Cap Value Index Admiral VSIAX

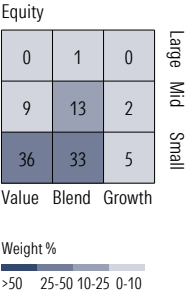
Morningstar Category
Small Value

Morningstar Index
Russell 2000 Value TR USD

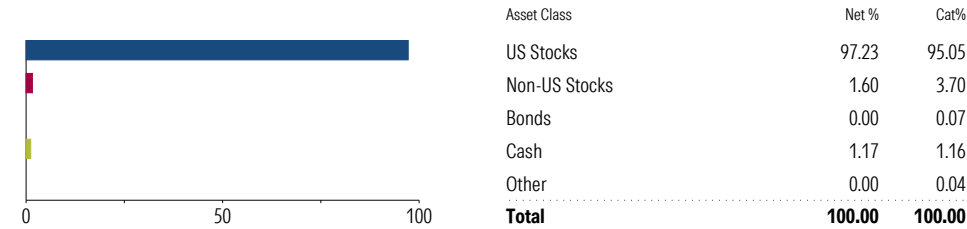
Style Analysis as of 09-30-2025
Morningstar Style Box™



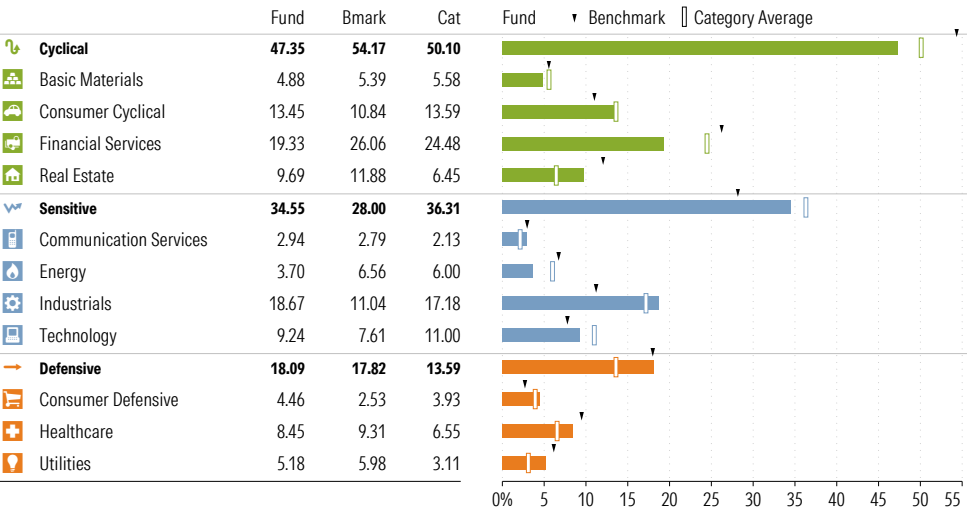
Style Breakdown



Asset Allocation as of 09-30-2025



Sector Weighting as of 09-30-2025



Top 15 Holdings as of 09-30-2025

Name	% Net Asset	Cumulative %	YTD Return %	Morningstar Sector
NRG Energy Inc	0.80	0.80	80.97	Utilities
EMCOR Group Inc	0.74	1.53	43.27	Industrials
Atmos Energy Corp	0.66	2.19	24.48	Utilities
Slcmt1142	0.63	2.82	-	-
Williams-Sonoma Inc	0.61	3.43	6.57	Consumer Cyclical
Tapestry Inc	0.60	4.03	74.99	Consumer Cyclical
Smurfit WestRock PLC	0.56	4.59	-18.56	Consumer Cyclical
Jabil Inc	0.56	5.16	51.08	Technology
United Therapeutics Corp	0.48	5.64	18.81	Healthcare
Aptiv PLC	0.48	6.12	42.56	Consumer Cyclical
F5 Inc	0.47	6.59	28.52	Technology
Pentair PLC	0.46	7.05	10.80	Industrials
Tenet Healthcare Corp	0.46	7.50	60.85	Healthcare
AECOM	0.44	7.94	22.87	Industrials
US Foods Holding Corp	0.44	8.38	13.58	Consumer Defensive

Total Holdings 845

⊕ Increase ⊖ Decrease ✨ New to Portfolio

Vanguard Target Retirement 2020 Fund VTWNX

Morningstar Category
Target-Date 2020

Morningstar Index
Morningstar Lifetime Mod 2020 TR USD

Portfolio Manager(s)

Walter Nejman since 02-2013
Aur lie Denis since 02-2023
Michael Roach since 02-2023
Roger Aliaga-Diaz since 02-2023

Quantitative Screens

- Performance: The fund has finished in the Target-Date 2020 category's top three quartiles in 10 of the 10 years it's been in existence.
- Management: The fund's management has been in place for 12.61 years.
- Style: The fund has landed in its primary style box — Large Blend — 100 % of the time over the past three years.
- Net Expense: The fund's expense ratio of 0.08 is 83.67% lower than the Target-Date 2020 category average.

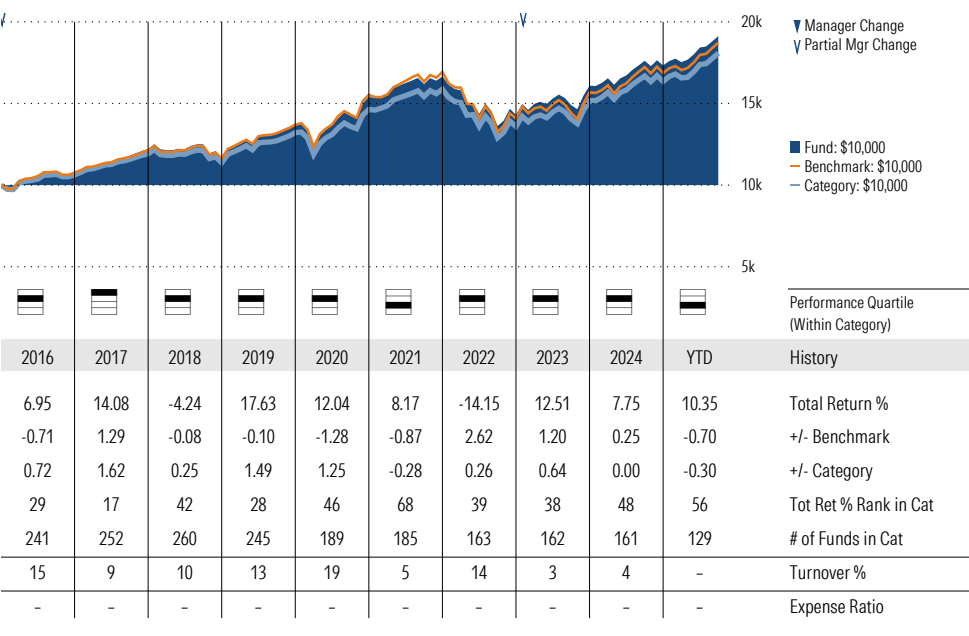
Morningstar Investment Management LLC Analysis

This fund passes all of Morningstar Investment Management's quantitative screens. Morningstar Investment Management has also assessed the fund from a qualitative perspective and, as a fiduciary, is comfortable recommending the fund's use in retirement plans.

ESG Metrics

Metric	Rating	Updated
Sustainability Rating	4	08-31-2025
ESG Commitment	1-Low	02-15-2022

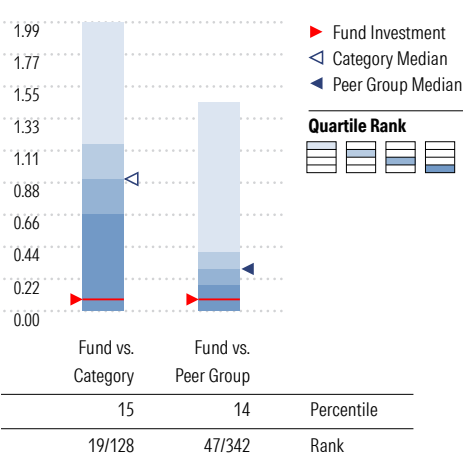
Growth of \$10,000



Trailing Performance



Net Expense



Peer group is a subset of the category and includes funds with the same management style (active vs. passive) and similar share class characteristics.

3-Year Risk Metrics

	Fund	Bmark	Cat
Alpha	1.36	-	0.76
Beta	0.86	-	0.92
R-Squared	98.87	-	98.18
Standard Deviation	7.54	8.71	8.06
Sharpe Ratio	0.89	0.81	0.84
Tracking Error	1.45	-	1.41
Information Ratio	-0.16	-	-0.08
Up Capture Ratio	91.15	-	94.65
Down Capture Ratio	81.22	-	89.38

Portfolio Metrics

	Fund	Bmark	Cat
Price/Earnings Ratio	21.46	22.67	22.17
Price/Book Ratio	2.87	3.11	3.18
Avg Eff Duration	5.31	-	4.83

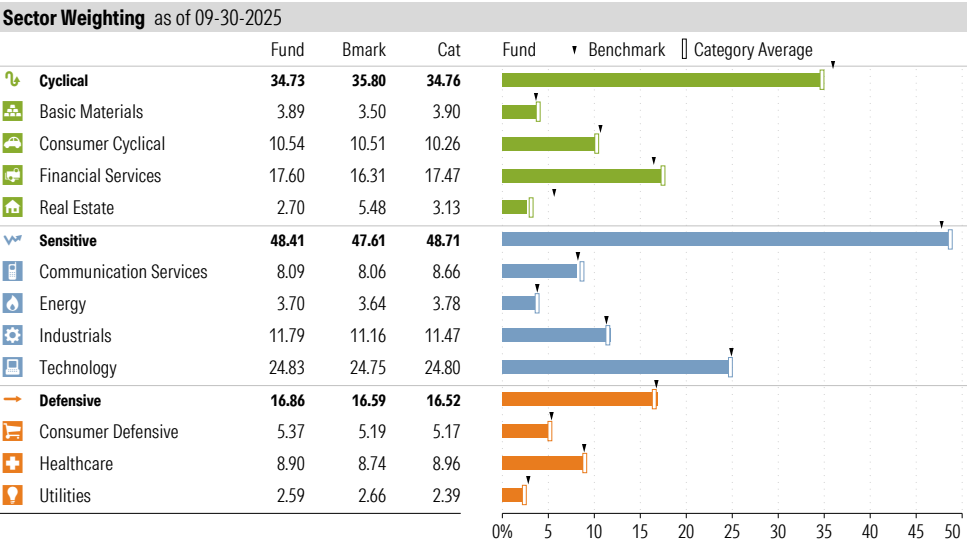
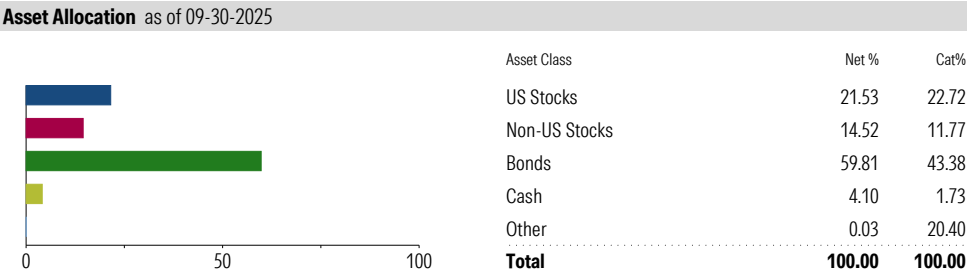
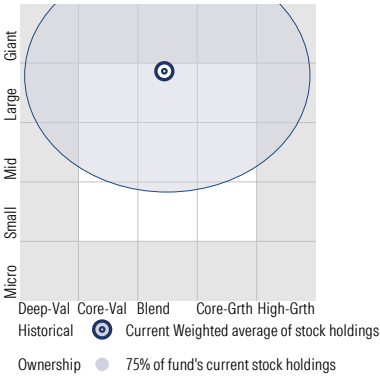
Vanguard Target Retirement 2020 Fund VTWNX

Morningstar Category
Target-Date 2020

Morningstar Index
Morningstar Lifetime Mod 2020 TR USD

Style Analysis as of 09-30-2025

Morningstar Style Box™



Top 7 Holdings as of 09-30-2025

Name	Maturity Date	% Net Asset	Cumulative %	YTD Return %	Morningstar Sector
⊖ Vanguard Total Bond Market II Idx Inv	-	34.36	34.36	-	-
⊖ Vanguard Total Stock Mkt Idx Instl Pls	-	21.60	55.95	-	-
⊖ Vanguard Total Intl Stock Index Inv	-	14.87	70.82	-	-
⊕ Vanguard Total Intl Bd II Idx Instl	-	14.49	85.31	-	-
⊕ Vanguard Shrt-Term Infl-Prot Sec Idx Adm	-	13.95	99.27	-	-
⊕ Mktliq 12/31/2049	-	0.69	99.95	-	-
⊕ Us Dollar	-	0.05	100.00	-	-

Total Holdings 7

⊕ Increase ⊖ Decrease ✱ New to Portfolio

Vanguard Target Retirement 2025 Fund VTTVX

Morningstar Category Target-Date 2025
Morningstar Index Morningstar Lifetime Mod 2025 TR USD

Portfolio Manager(s)

Walter Nejman since 02-2013
Aur lie Denis since 02-2023
Michael Roach since 02-2023
Roger Aliaga-Diaz since 02-2023

Quantitative Screens

- Performance: The fund has finished in the Target-Date 2025 category's top three quartiles in 10 of the 10 years it's been in existence.
- Management: The fund's management has been in place for 12.61 years.
- Style: The fund has landed in its primary style box — Large Blend — 100 % of the time over the past three years.
- Net Expense: The fund's expense ratio of 0.08 is 85.19% lower than the Target-Date 2025 category average.

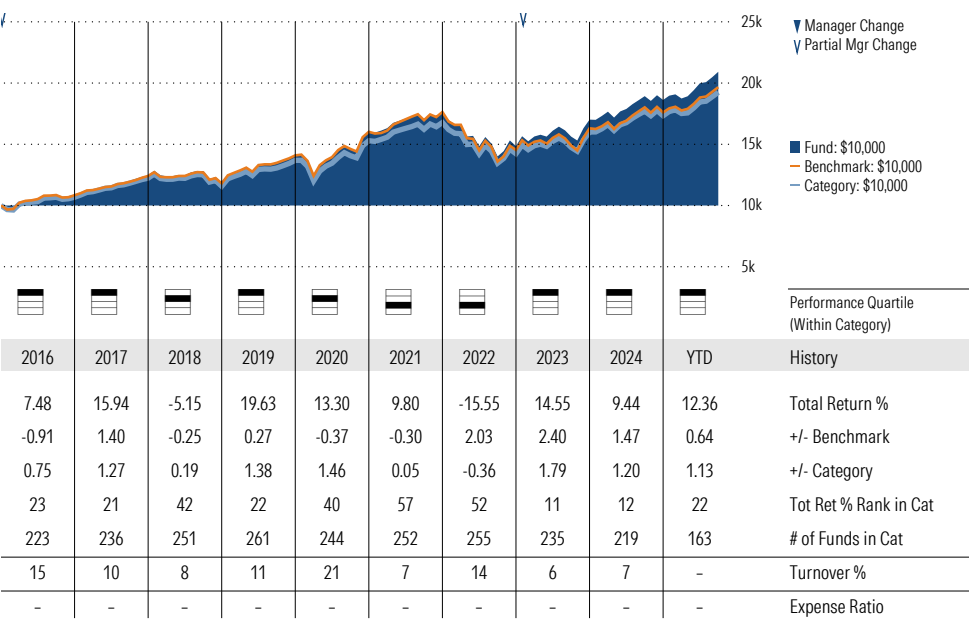
Morningstar Investment Management LLC Analysis

This fund passes all of Morningstar Investment Management's quantitative screens. Morningstar Investment Management has also assessed the fund from a qualitative perspective and, as a fiduciary, is comfortable recommending the fund's use in retirement plans.

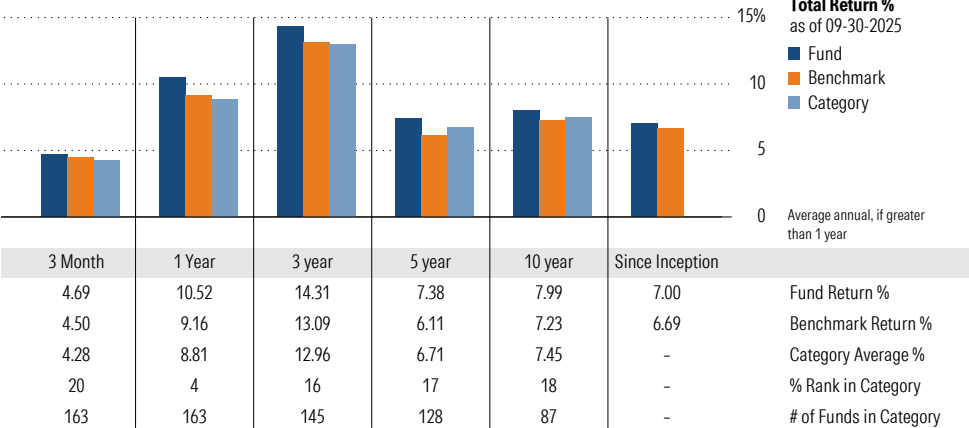
ESG Metrics

Metric	Rating	Updated
Sustainability Rating	3	08-31-2025
Carbon Risk Score	Low Risk	12-31-2022
ESG Commitment	1-Low	02-15-2022

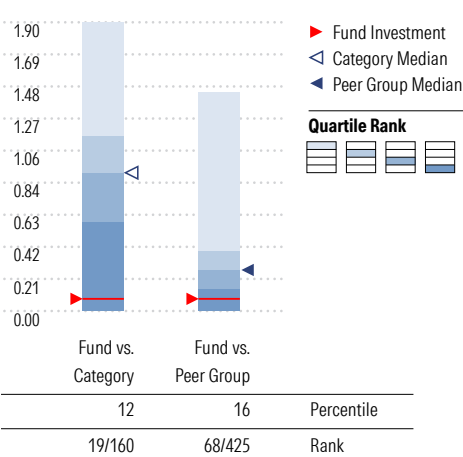
Growth of \$10,000



Trailing Performance



Net Expense



Peer group is a subset of the category and includes funds with the same management style (active vs. passive) and similar share class characteristics.

3-Year Risk Metrics

	Fund	Bmark	Cat
Alpha	1.95	-	1.03
Beta	0.93	-	0.90
R-Squared	98.69	-	97.99
Standard Deviation	8.82	9.44	8.59
Sharpe Ratio	1.01	0.83	0.89
Tracking Error	1.22	-	1.63
Information Ratio	1.00	-	0.03
Up Capture Ratio	99.82	-	93.76
Down Capture Ratio	87.32	-	87.13

Portfolio Metrics

	Fund	Bmark	Cat
Price/Earnings Ratio	21.49	22.49	21.20
Price/Book Ratio	2.87	3.07	3.16
Avg Eff Duration	5.54	-	4.64

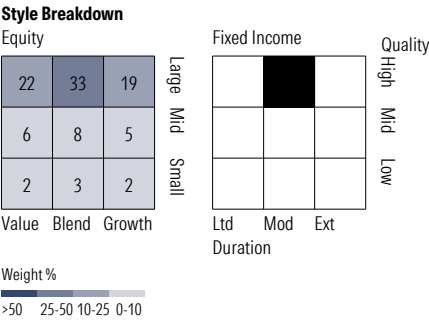
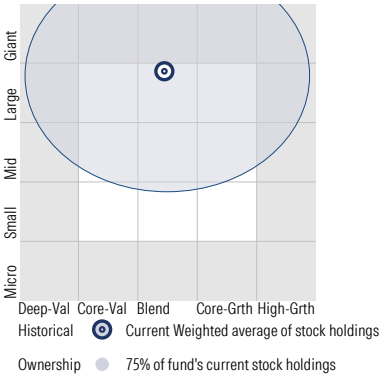
Vanguard Target Retirement 2025 Fund VTTVX

Morningstar Category
Target-Date 2025

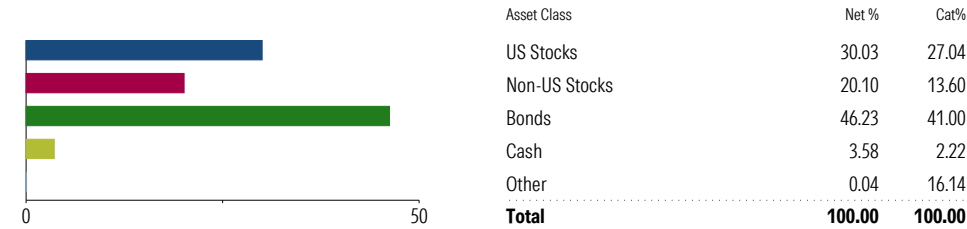
Morningstar Index
Morningstar Lifetime Mod 2025 TR USD

Style Analysis as of 09-30-2025

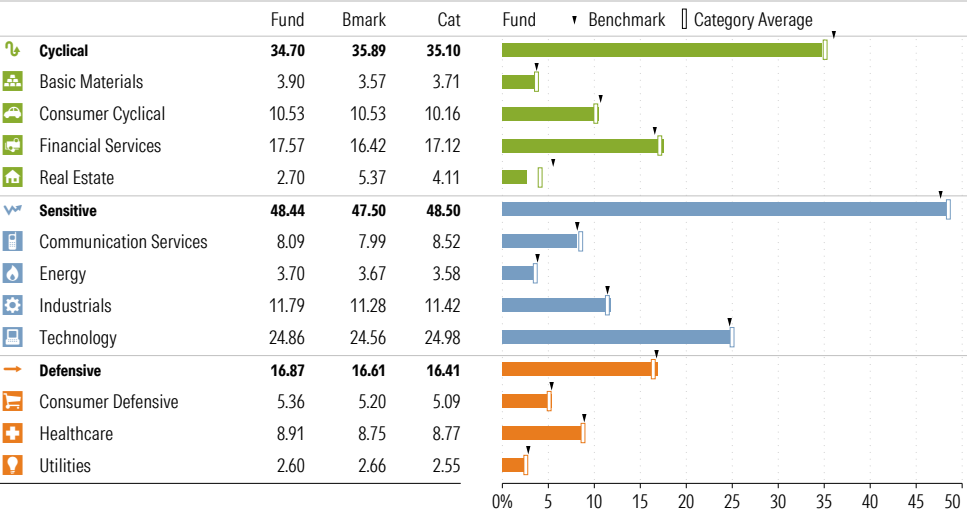
Morningstar Style Box™



Asset Allocation as of 09-30-2025



Sector Weighting as of 09-30-2025



Top 7 Holdings as of 09-30-2025

Name	Maturity Date	% Net Asset	Cumulative %	YTD Return %	Morningstar Sector
⊖ Vanguard Total Stock Mkt Idx Instl Pls	-	30.13	30.13	-	-
⊕ Vanguard Total Bond Market II Idx Inv	-	28.75	58.88	-	-
⊖ Vanguard Total Intl Stock Index Inv	-	20.58	79.46	-	-
⊕ Vanguard Total Intl Bd II Idx Instl	-	12.12	91.58	-	-
⊕ Vanguard Shrt-Term Infl-Prot Sec Idx Adm	-	7.70	99.28	-	-
⊕ Mktliq 12/31/2049	-	0.70	99.98	-	-
⊕ Us Dollar	-	0.02	100.00	-	-

Total Holdings 7

⊕ Increase ⊖ Decrease ✱ New to Portfolio

Vanguard Target Retirement 2030 Fund VTHRX

Morningstar Category
Target-Date 2030

Morningstar Index
Morningstar Lifetime Mod 2030 TR USD

Portfolio Manager(s)

Walter Nejman since 02-2013
Aur lie Denis since 02-2023
Michael Roach since 02-2023
Roger Aliaga-Diaz since 02-2023

Quantitative Screens

- Performance: The fund has finished in the Target-Date 2030 category's top three quartiles in 10 of the 10 years it's been in existence.
- Management: The fund's management has been in place for 12.61 years.
- Style: The fund has landed in its primary style box — Large Blend — 100 % of the time over the past three years.
- Net Expense: The fund's expense ratio of 0.08 is 85.71% lower than the Target-Date 2030 category average.

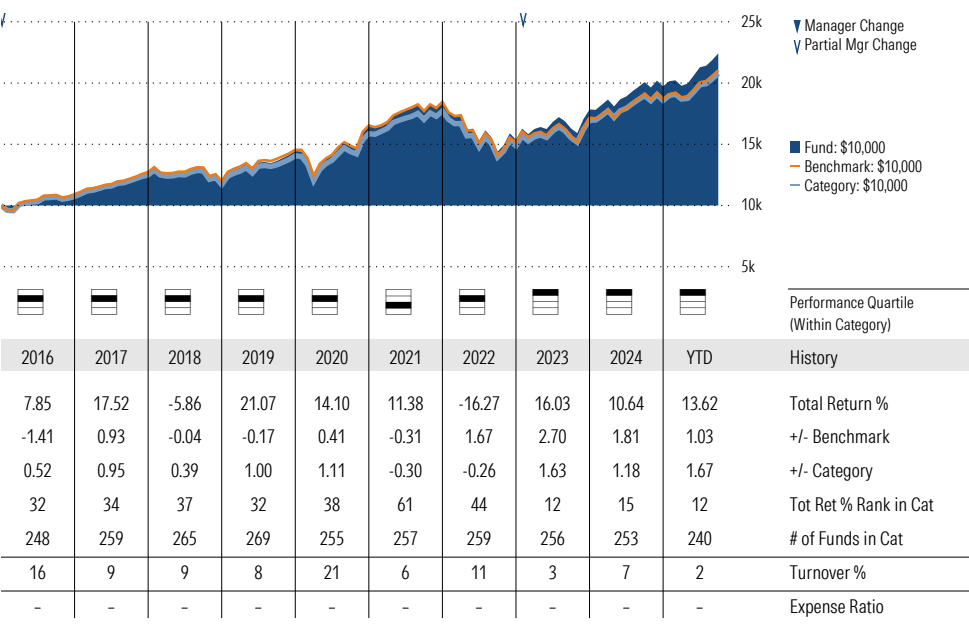
Morningstar Investment Management LLC Analysis

This fund passes all of Morningstar Investment Management's quantitative screens. Morningstar Investment Management has also assessed the fund from a qualitative perspective and, as a fiduciary, is comfortable recommending the fund's use in retirement plans.

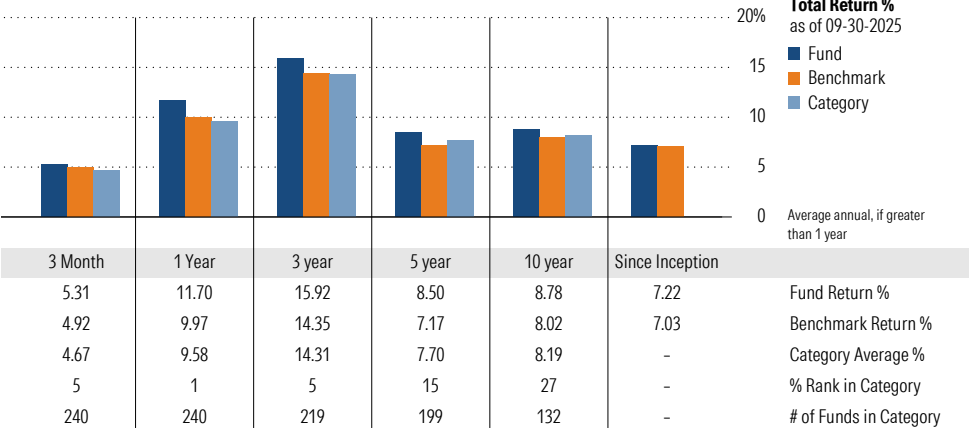
ESG Metrics

Metric	Rating	Updated
Sustainability Rating	3	08-31-2025
Carbon Risk Score	Low Risk	12-31-2022
ESG Commitment	1-Low	02-15-2022

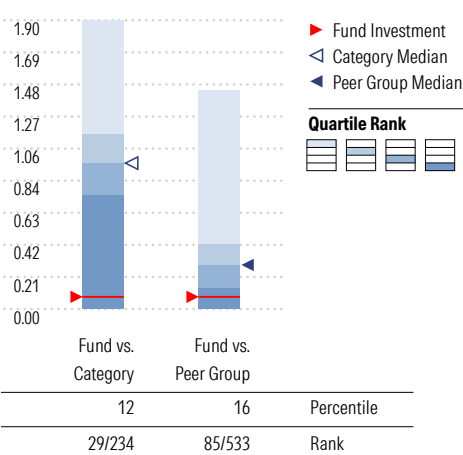
Growth of \$10,000



Trailing Performance



Net Expense



Peer group is a subset of the category and includes funds with the same management style (active vs. passive) and similar share class characteristics.

3-Year Risk Metrics

	Fund	Bmark	Cat
Alpha	2.06	-	1.04
Beta	0.95	-	0.91
R-Squared	98.58	-	97.75
Standard Deviation	9.74	10.20	9.42
Sharpe Ratio	1.07	0.89	0.94
Tracking Error	1.27	-	1.68
Information Ratio	1.24	-	0.10
Up Capture Ratio	101.78	-	94.74
Down Capture Ratio	89.71	-	88.49

Portfolio Metrics

	Fund	Bmark	Cat
Price/Earnings Ratio	21.48	22.31	22.24
Price/Book Ratio	2.87	3.03	3.32
Avg Eff Duration	6.09	-	5.27

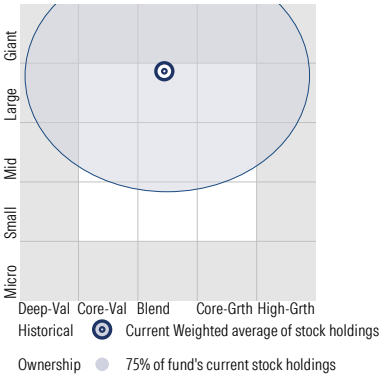
Vanguard Target Retirement 2030 Fund VTHR

Morningstar Category
Target-Date 2030

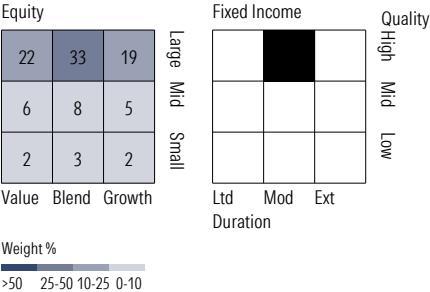
Morningstar Index
Morningstar Lifetime Mod 2030 TR USD

Style Analysis as of 09-30-2025

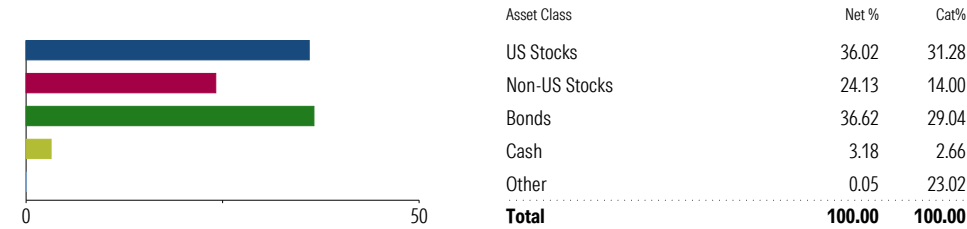
Morningstar Style Box™



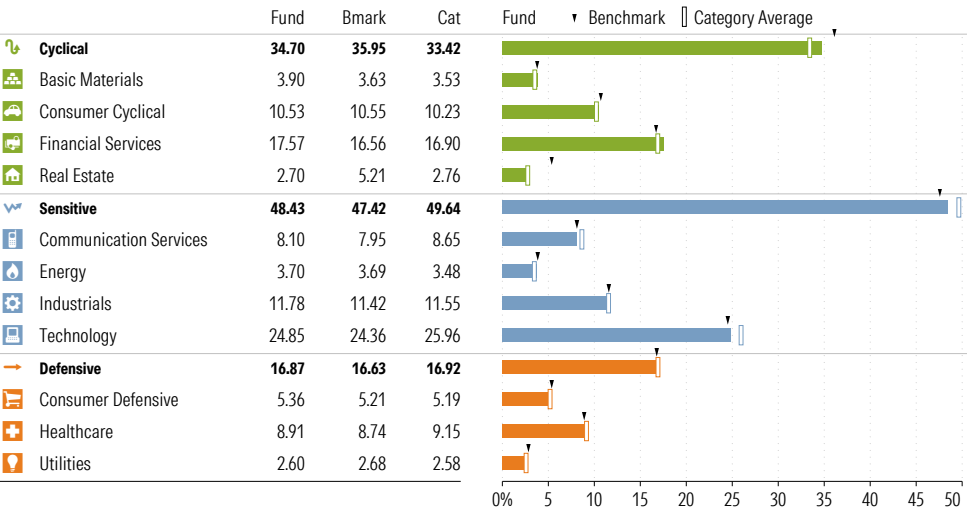
Style Breakdown



Asset Allocation as of 09-30-2025



Sector Weighting as of 09-30-2025



Top 7 Holdings as of 09-30-2025

Name	Maturity Date	% Net Asset	Cumulative %	YTD Return %	Morningstar Sector
⊖ Vanguard Total Stock Mkt Idx Instl Pls	-	36.14	36.14	-	-
⊕ Vanguard Total Bond Market II Idx Inv	-	27.15	63.29	-	-
⊖ Vanguard Total Intl Stock Index Inv	-	24.71	88.00	-	-
⊕ Vanguard Total Intl Bd II Idx Instl	-	11.35	99.35	-	-
⊕ Mktliq 12/31/2049	-	0.64	99.99	-	-
⊕ Us Dollar	-	0.01	100.00	-	-
⊕ Vanguard Shrt-Term Infl-Prot Sec Idx Adm	-	0.00	100.00	-	-

Total Holdings 7

⊕ Increase ⊖ Decrease ✱ New to Portfolio

Vanguard Target Retirement 2035 Fund VTTHX

Morningstar Category
Target-Date 2035

Morningstar Index
Morningstar Lifetime Mod 2035 TR USD

Portfolio Manager(s)

Walter Nejman since 02-2013
Aur lie Denis since 02-2023
Michael Roach since 02-2023
Roger Aliaga-Diaz since 02-2023

Quantitative Screens

- Performance: The fund has finished in the Target-Date 2035 category's top three quartiles in 9 of the 10 years it's been in existence.
- Management: The fund's management has been in place for 12.61 years.
- Style: The fund has landed in its primary style box — Large Blend — 97.06 % of the time over the past three years.
- Net Expense: The fund's expense ratio of 0.08 is 85.71% lower than the Target-Date 2035 category average.

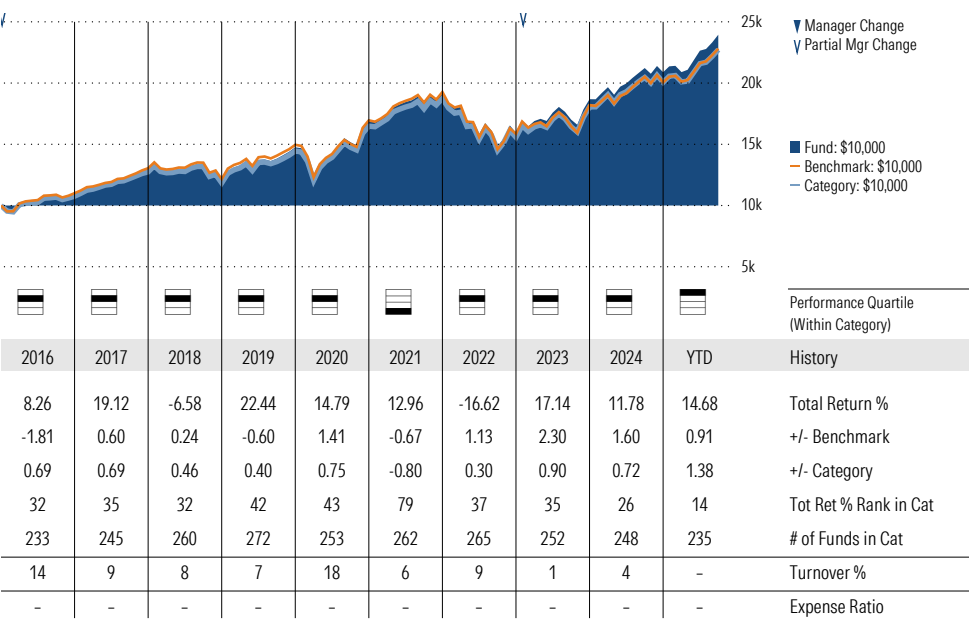
Morningstar Investment Management LLC Analysis

This fund passes all of Morningstar Investment Management's quantitative screens. Morningstar Investment Management has also assessed the fund from a qualitative perspective and, as a fiduciary, is comfortable recommending the fund's use in retirement plans.

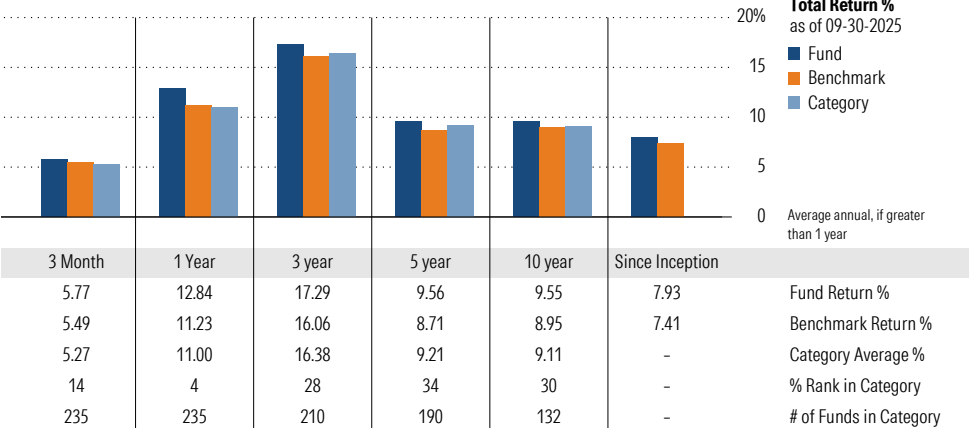
ESG Metrics

Metric	Rating	Updated
Sustainability Rating	3	08-31-2025
Carbon Risk Score	Low Risk	12-31-2022
ESG Commitment	1-Low	02-15-2022

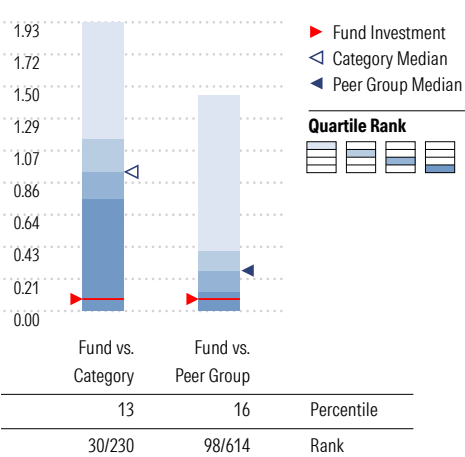
Growth of \$10,000



Trailing Performance



Net Expense



Peer group is a subset of the category and includes funds with the same management style (active vs. passive) and similar share class characteristics.

3-Year Risk Metrics

	Fund	Bmark	Cat
Alpha	1.99	-	1.10
Beta	0.94	-	0.94
R-Squared	98.65	-	97.53
Standard Deviation	10.36	10.99	10.46
Sharpe Ratio	1.12	0.97	1.03
Tracking Error	1.39	-	1.72
Information Ratio	0.89	-	0.26
Up Capture Ratio	99.69	-	97.18
Down Capture Ratio	88.68	-	90.91

Portfolio Metrics

	Fund	Bmark	Cat
Price/Earnings Ratio	21.51	22.12	22.75
Price/Book Ratio	2.88	2.99	3.26
Avg Eff Duration	6.08	-	6.04

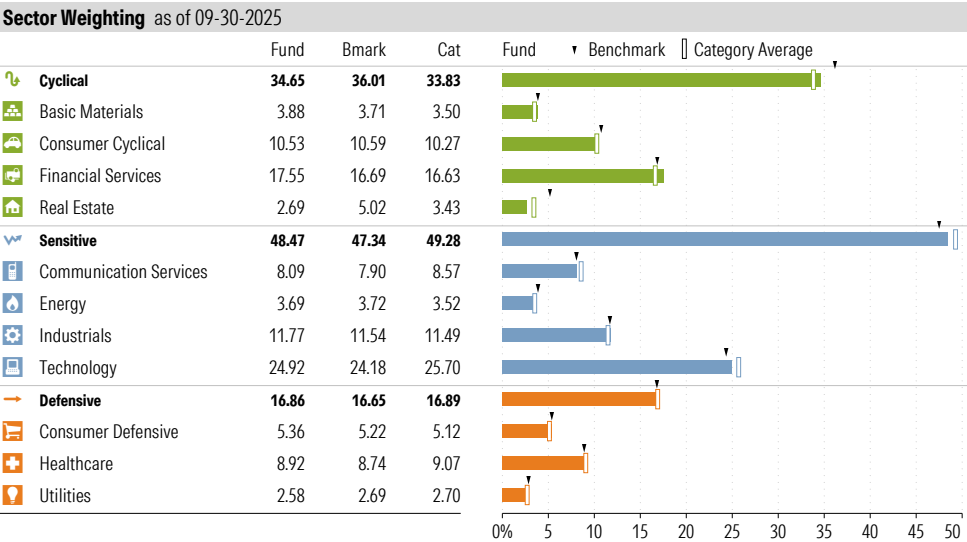
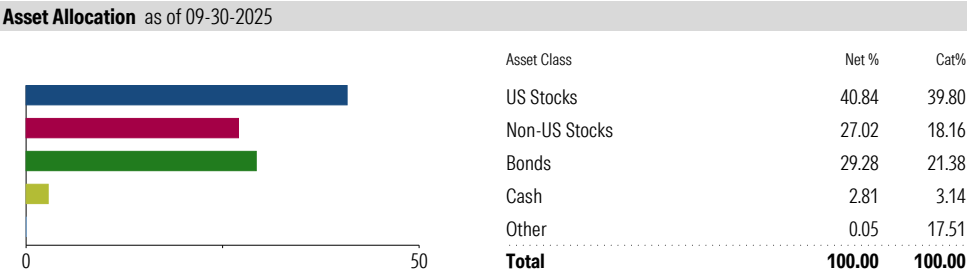
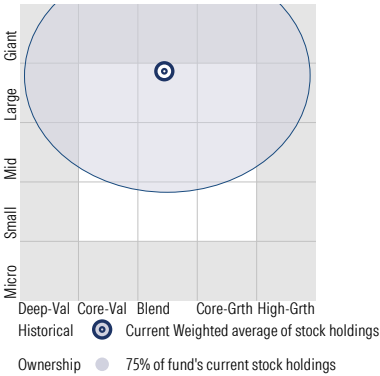
Vanguard Target Retirement 2035 Fund VTTHX

Morningstar Category
Target-Date 2035

Morningstar Index
Morningstar Lifetime Mod 2035 TR USD

Style Analysis as of 09-30-2025

Morningstar Style Box™



Top 6 Holdings as of 09-30-2025

Name	Maturity Date	% Net Asset	Cumulative %	YTD Return %	Morningstar Sector
⊖ Vanguard Total Stock Mkt Idx Instl Pls	-	40.97	40.97	-	-
⊕ Vanguard Total Intl Stock Index Inv	-	27.66	68.64	-	-
⊕ Vanguard Total Bond Market II Idx Inv	-	21.82	90.46	-	-
⊕ Vanguard Total Intl Bd II Idx Instl	-	8.97	99.43	-	-
⊖ Mktliq 12/31/2049	-	0.56	99.99	-	-
⊕ Us Dollar	-	0.01	100.00	-	-

Total Holdings 6

⊕ Increase ⊖ Decrease ✱ New to Portfolio

Vanguard Target Retirement 2040 Fund VFORX

Morningstar Category
Target-Date 2040

Morningstar Index
Morningstar Lifetime Mod 2040 TR USD

Portfolio Manager(s)

Walter Nejman since 02-2013
Roger Aliaga-Diaz since 02-2023
Aur lie Denis since 02-2023
Michael Roach since 02-2023

Quantitative Screens

- Performance: The fund has finished in the Target-Date 2040 category's top three quartiles in 9 of the 10 years it's been in existence.
- Management: The fund's management has been in place for 12.61 years.
- Style: The fund has landed in its primary style box — Large Blend — 97.06 % of the time over the past three years.
- Net Expense: The fund's expense ratio of 0.08 is 85.96% lower than the Target-Date 2040 category average.

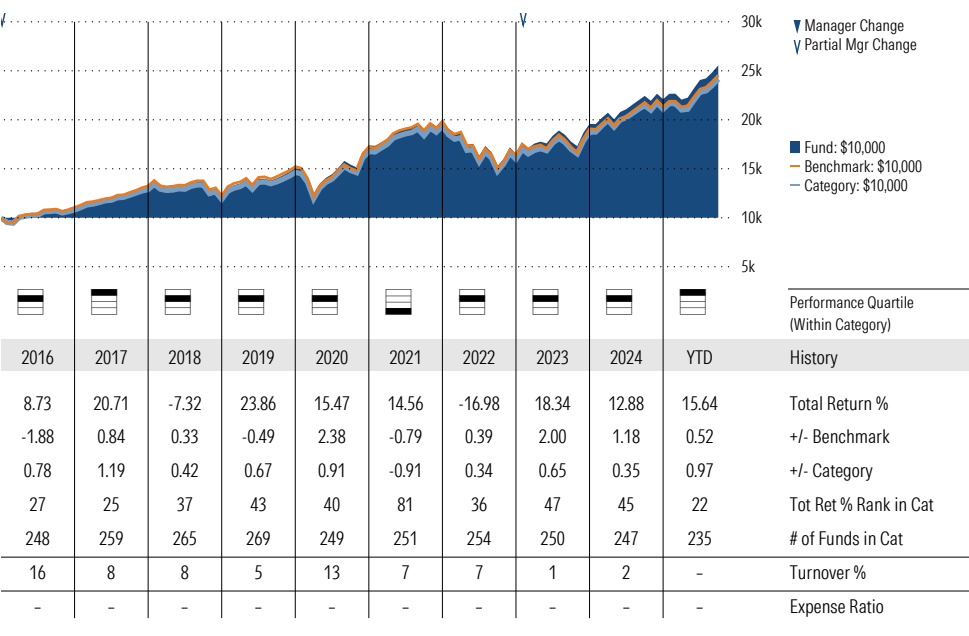
Morningstar Investment Management LLC Analysis

This fund passes all of Morningstar Investment Management's quantitative screens. Morningstar Investment Management has also assessed the fund from a qualitative perspective and, as a fiduciary, is comfortable recommending the fund's use in retirement plans.

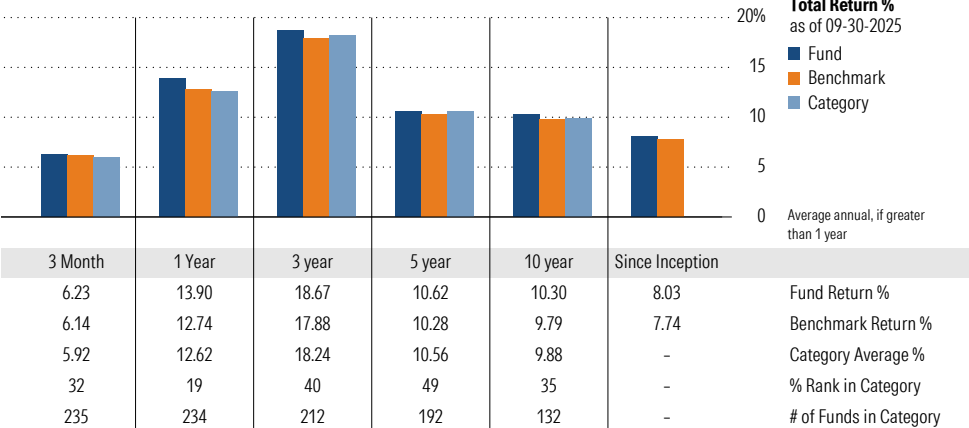
ESG Metrics

Metric	Rating	Updated
Sustainability Rating	3	08-31-2025
Carbon Risk Score	Low Risk	12-31-2022
ESG Commitment	1-Low	02-15-2022

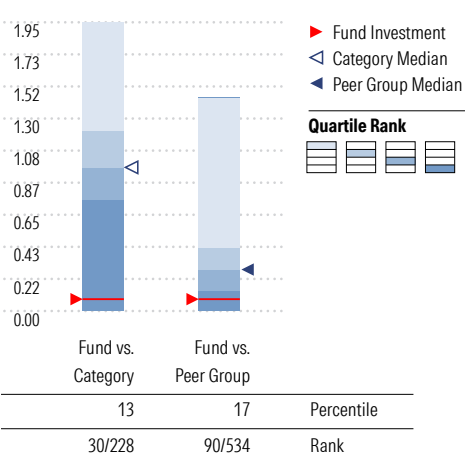
Growth of \$10,000



Trailing Performance



Net Expense



Peer group is a subset of the category and includes funds with the same management style (active vs. passive) and similar share class characteristics.

3-Year Risk Metrics

	Fund	Bmark	Cat
Alpha	1.82	-	0.95
Beta	0.93	-	0.96
R-Squared	98.70	-	97.50
Standard Deviation	10.96	11.72	11.37
Sharpe Ratio	1.18	1.05	1.10
Tracking Error	1.50	-	1.82
Information Ratio	0.53	-	0.23
Up Capture Ratio	98.02	-	98.15
Down Capture Ratio	88.60	-	92.88

Portfolio Metrics

	Fund	Bmark	Cat
Price/Earnings Ratio	21.53	21.94	22.48
Price/Book Ratio	2.88	2.95	3.20
Avg Eff Duration	6.08	-	6.58

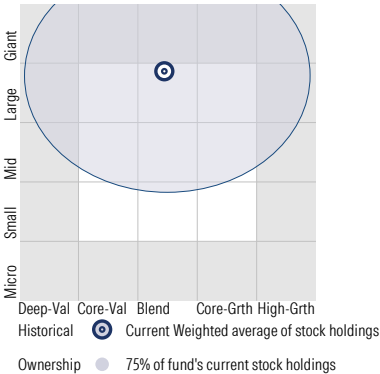
Vanguard Target Retirement 2040 Fund VFORX

Morningstar Category
Target-Date 2040

Morningstar Index
Morningstar Lifetime Mod 2040 TR USD

Style Analysis as of 09-30-2025

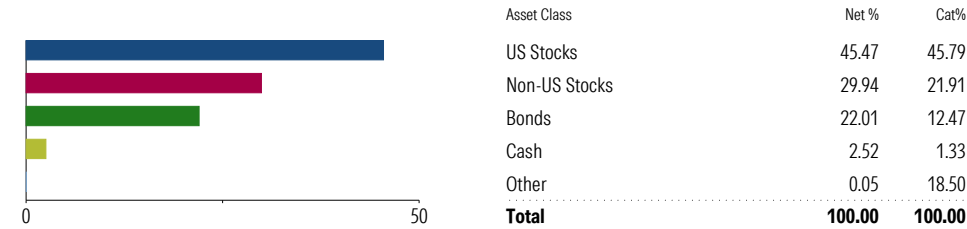
Morningstar Style Box™



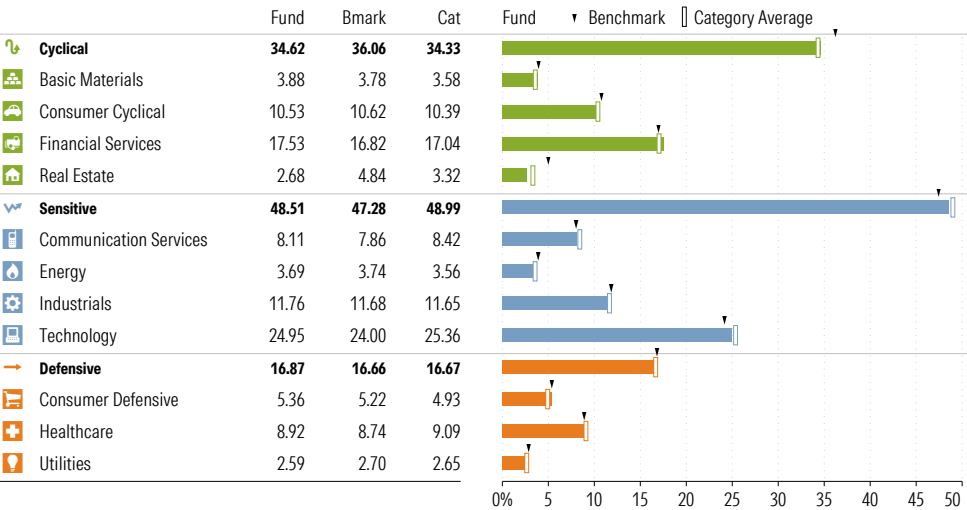
Style Breakdown



Asset Allocation as of 09-30-2025



Sector Weighting as of 09-30-2025



Top 6 Holdings as of 09-30-2025

Name	Maturity Date	% Net Asset	Cumulative %	YTD Return %	Morningstar Sector
⊖ Vanguard Total Stock Mkt Idx Instl Pls	-	45.62	45.62	-	-
⊕ Vanguard Total Intl Stock Index Inv	-	30.65	76.27	-	-
⊕ Vanguard Total Bond Market II Idx Inv	-	16.46	92.73	-	-
⊕ Vanguard Total Intl Bd II Idx Instl	-	6.69	99.42	-	-
⊕ Mktliq 12/31/2049	-	0.55	99.97	-	-
⊕ Us Dollar	-	0.03	100.00	-	-

Total Holdings 6

⊕ Increase ⊖ Decrease ✱ New to Portfolio

Vanguard Target Retirement 2045 Fund VTIVX

Morningstar Category
Target-Date 2045

Morningstar Index
Morningstar Lifetime Mod 2045 TR USD

Portfolio Manager(s)

Walter Nejman since 02-2013
Aur lie Denis since 02-2023
Michael Roach since 02-2023
Roger Aliaga-Diaz since 02-2023

Quantitative Screens

- Performance: The fund has finished in the Target-Date 2045 category's top three quartiles in 10 of the 10 years it's been in existence.
- Management: The fund's management has been in place for 12.61 years.
- Style: The fund has landed in its primary style box — Large Blend — 97.06 % of the time over the past three years.
- Net Expense: The fund's expense ratio of 0.08 is 86.21% lower than the Target-Date 2045 category average.

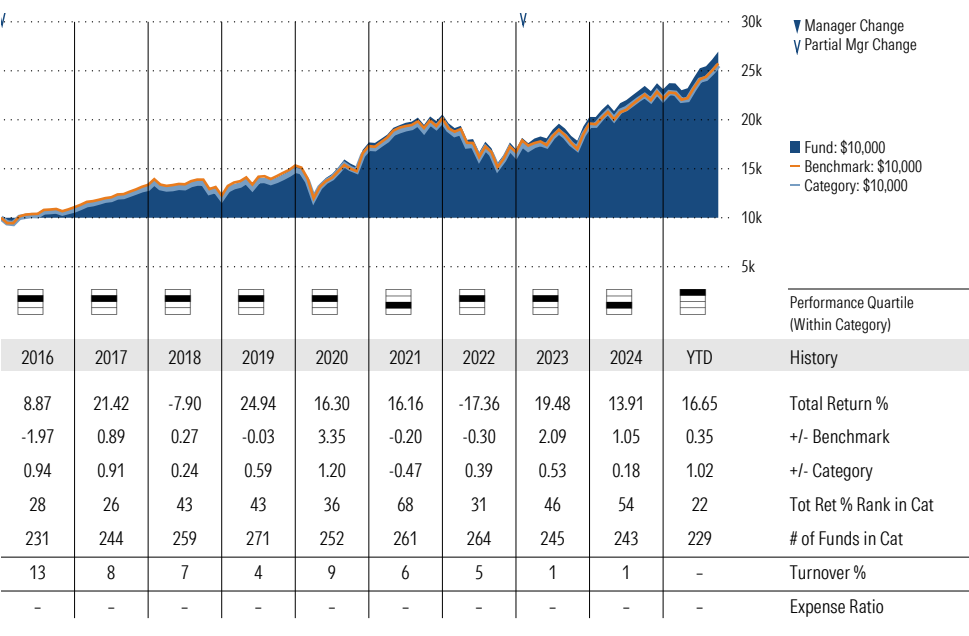
Morningstar Investment Management LLC Analysis

This fund passes all of Morningstar Investment Management's quantitative screens. Morningstar Investment Management has also assessed the fund from a qualitative perspective and, as a fiduciary, is comfortable recommending the fund's use in retirement plans.

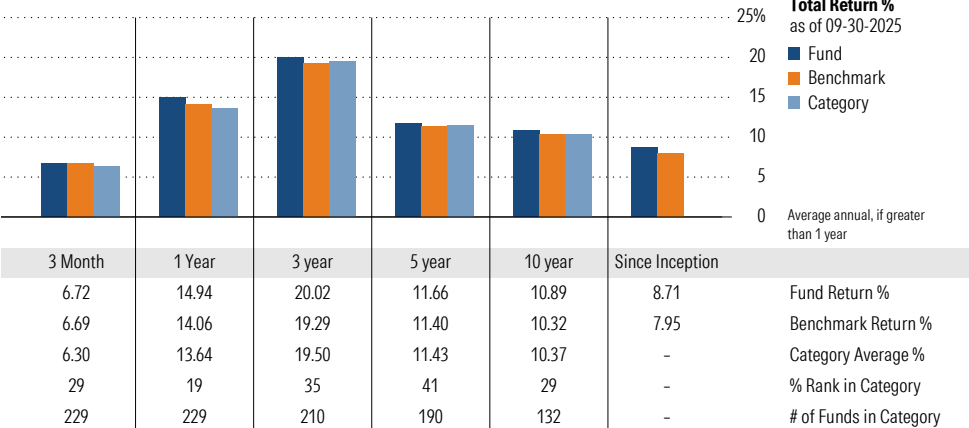
ESG Metrics

Metric	Rating	Updated
Sustainability Rating	3	08-31-2025
Carbon Risk Score	Low Risk	12-31-2022
ESG Commitment	1-Low	02-15-2022

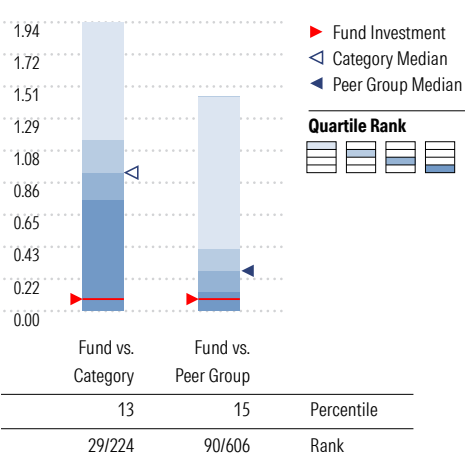
Growth of \$10,000



Trailing Performance



Net Expense



Peer group is a subset of the category and includes funds with the same management style (active vs. passive) and similar share class characteristics.

3-Year Risk Metrics

	Fund	Bmark	Cat
Alpha	1.68	-	0.76
Beta	0.94	-	0.96
R-Squared	98.64	-	97.49
Standard Deviation	11.60	12.27	11.98
Sharpe Ratio	1.22	1.10	1.14
Tracking Error	1.55	-	1.90
Information Ratio	0.47	-	0.13
Up Capture Ratio	98.21	-	98.34
Down Capture Ratio	89.74	-	94.50

Portfolio Metrics

	Fund	Bmark	Cat
Price/Earnings Ratio	21.50	21.76	22.47
Price/Book Ratio	2.87	2.92	3.20
Avg Eff Duration	6.08	-	7.22

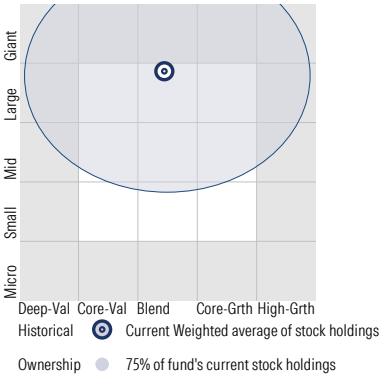
Vanguard Target Retirement 2045 Fund VTIVX

Morningstar Category
Target-Date 2045

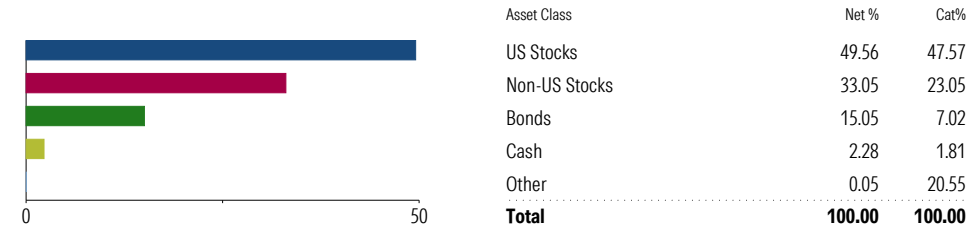
Morningstar Index
Morningstar Lifetime Mod 2045 TR USD

Style Analysis as of 09-30-2025

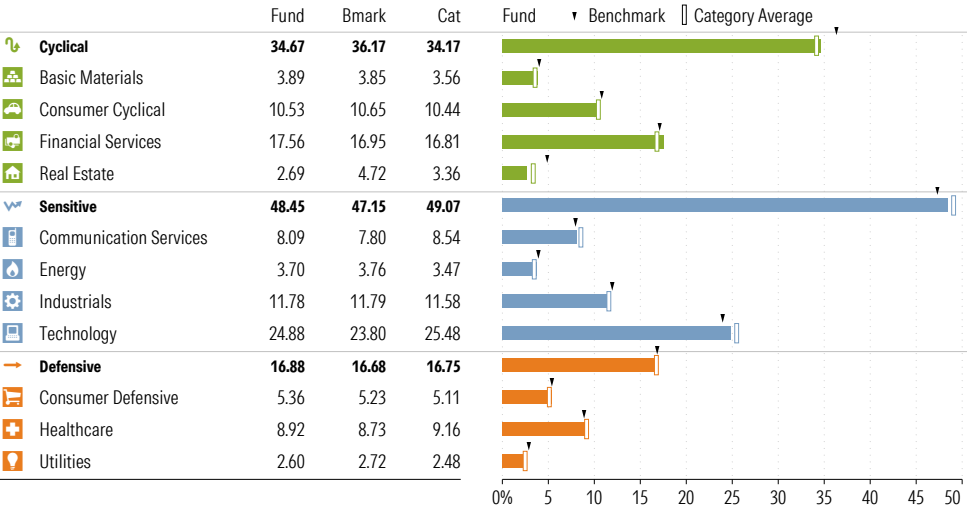
Morningstar Style Box™



Asset Allocation as of 09-30-2025



Sector Weighting as of 09-30-2025



Top 6 Holdings as of 09-30-2025

Name	Maturity Date	% Net Asset	Cumulative %	YTD Return %	Morningstar Sector
⊖ Vanguard Total Stock Mkt Idx Instl Pls	-	49.72	49.72	-	-
⊕ Vanguard Total Intl Stock Index Inv	-	33.84	83.56	-	-
⊕ Vanguard Total Bond Market II Idx Inv	-	11.36	94.91	-	-
⊕ Vanguard Total Intl Bd II Idx Instl	-	4.47	99.39	-	-
⊕ Mktliq 12/31/2049	-	0.58	99.97	-	-
⊕ Us Dollar	-	0.03	100.00	-	-

Total Holdings 6

⊕ Increase ⊖ Decrease ✱ New to Portfolio

Vanguard Target Retirement 2050 Fund VFIFX

Morningstar Category
Target-Date 2050

Morningstar Index
Morningstar Lifetime Mod 2050 TR USD

Portfolio Manager(s)

Walter Nejman since 02-2013
Aur lie Denis since 02-2023
Michael Roach since 02-2023
Roger Aliaga-Diaz since 02-2023

Quantitative Screens

- Performance: The fund has finished in the Target-Date 2050 category's top three quartiles in 10 of the 10 years it's been in existence.
- Management: The fund's management has been in place for 12.61 years.
- Style: The fund has landed in its primary style box — Large Blend — 100 % of the time over the past three years.
- Net Expense: The fund's expense ratio of 0.08 is 86.21% lower than the Target-Date 2050 category average.

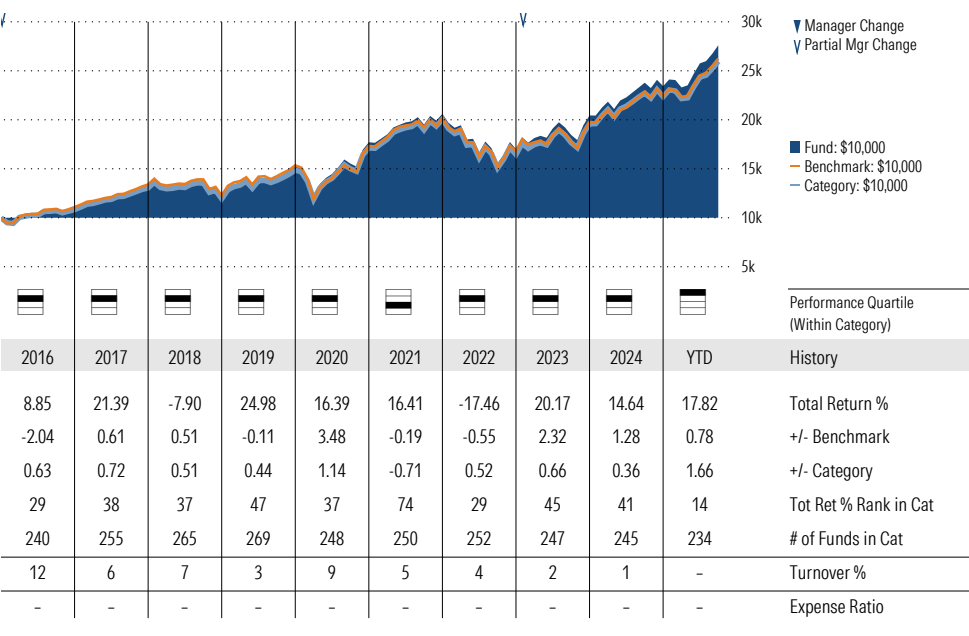
Morningstar Investment Management LLC Analysis

This fund passes all of Morningstar Investment Management's quantitative screens. Morningstar Investment Management has also assessed the fund from a qualitative perspective and, as a fiduciary, is comfortable recommending the fund's use in retirement plans.

ESG Metrics

Metric	Rating	Updated
Sustainability Rating	3	08-31-2025
Carbon Risk Score	Low Risk	12-31-2022
ESG Commitment	1-Low	02-15-2022

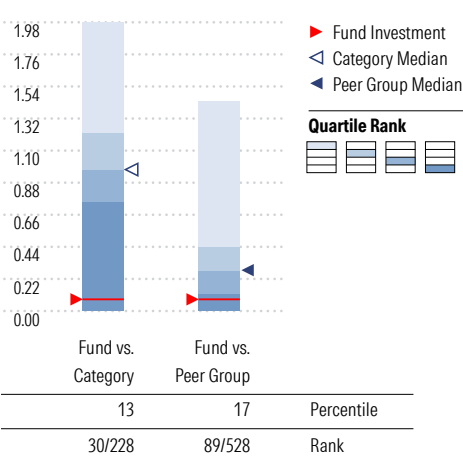
Growth of \$10,000



Trailing Performance



Net Expense



Peer group is a subset of the category and includes funds with the same management style (active vs. passive) and similar share class characteristics.

3-Year Risk Metrics

	Fund	Bmark	Cat
Alpha	1.73	-	0.68
Beta	0.95	-	0.97
R-Squared	98.58	-	97.39
Standard Deviation	12.04	12.56	12.37
Sharpe Ratio	1.25	1.13	1.16
Tracking Error	1.56	-	1.96
Information Ratio	0.67	-	0.14
Up Capture Ratio	99.64	-	98.85
Down Capture Ratio	91.28	-	95.55

Portfolio Metrics

	Fund	Bmark	Cat
Price/Earnings Ratio	21.51	21.60	22.32
Price/Book Ratio	2.88	2.88	3.21
Avg Eff Duration	6.09	-	8.45

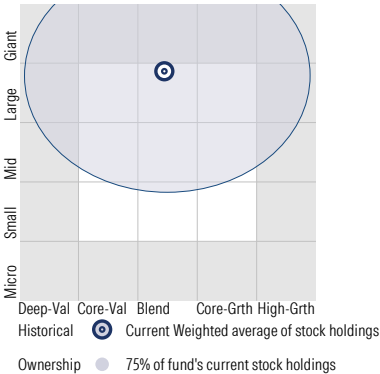
Vanguard Target Retirement 2050 Fund VFIFX

Morningstar Category
Target-Date 2050

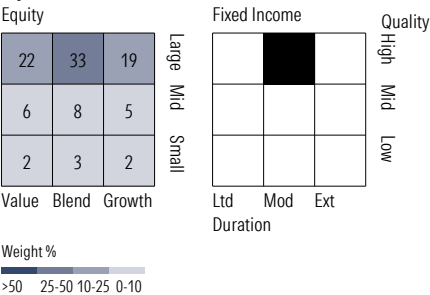
Morningstar Index
Morningstar Lifetime Mod 2050 TR USD

Style Analysis as of 09-30-2025

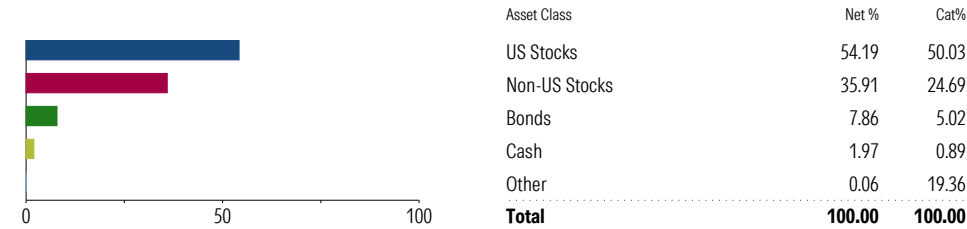
Morningstar Style Box™



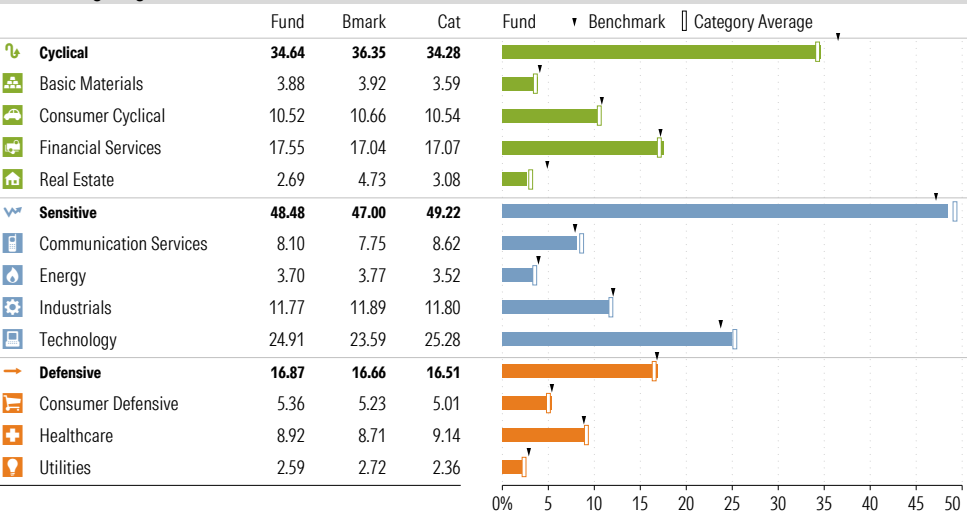
Style Breakdown



Asset Allocation as of 09-30-2025



Sector Weighting as of 09-30-2025



Top 6 Holdings as of 09-30-2025

Name	Maturity Date	% Net Asset	Cumulative %	YTD Return %	Morningstar Sector
⊕ Vanguard Total Stock Mkt Idx Instl Pls	-	54.38	54.38	-	-
⊖ Vanguard Total Intl Stock Index Inv	-	36.76	91.14	-	-
⊕ Vanguard Total Bond Market II Idx Inv	-	5.83	96.97	-	-
⊕ Vanguard Total Intl Bd II Idx Instl	-	2.43	99.40	-	-
⊕ Mktliq 12/31/2049	-	0.57	99.97	-	-
⊕ Us Dollar	-	0.03	100.00	-	-

Total Holdings 6

⊕ Increase ⊖ Decrease ✱ New to Portfolio

Vanguard Target Retirement 2055 Fund VFFVX

Morningstar Category Target-Date 2055 Morningstar Index Morningstar Lifetime Mod 2055 TR USD

Portfolio Manager(s)

Walter Nejman since 02-2013
Aur lie Denis since 02-2023
Michael Roach since 02-2023
Roger Aliaga-Diaz since 02-2023

Quantitative Screens

- Performance: The fund has finished in the Target-Date 2055 category's top three quartiles in 9 of the 10 years it's been in existence.
- Management: The fund's management has been in place for 12.61 years.
- Style: The fund has landed in its primary style box — Large Blend — 100 % of the time over the past three years.
- Net Expense: The fund's expense ratio of 0.08 is 86.44% lower than the Target-Date 2055 category average.

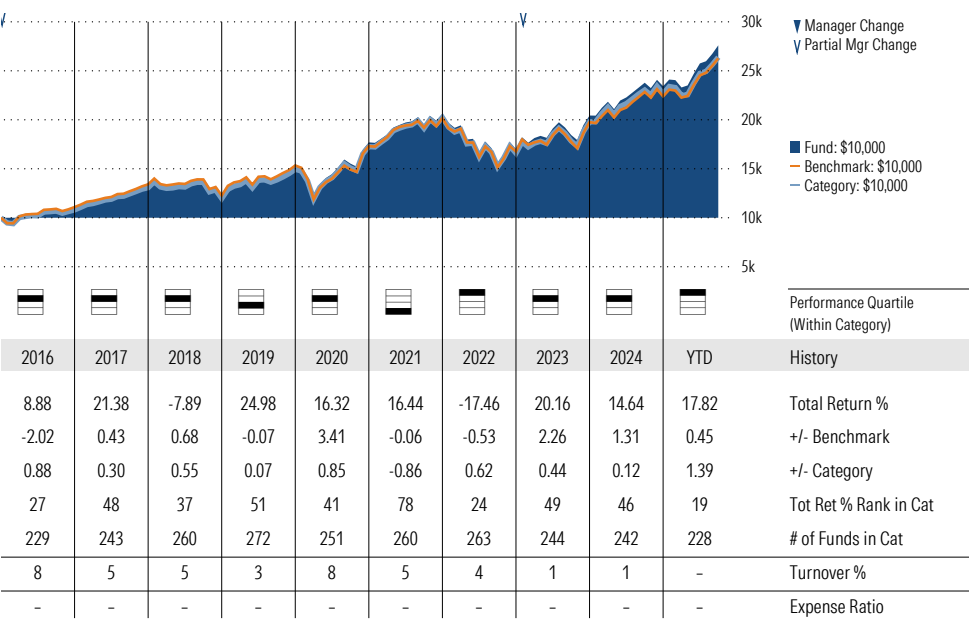
Morningstar Investment Management LLC Analysis

This fund passes all of Morningstar Investment Management's quantitative screens. Morningstar Investment Management has also assessed the fund from a qualitative perspective and, as a fiduciary, is comfortable recommending the fund's use in retirement plans.

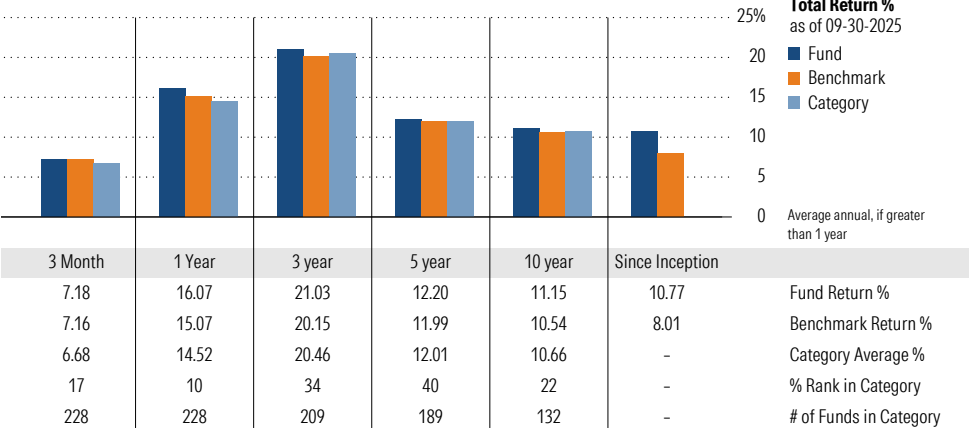
ESG Metrics

Metric	Rating	Updated
Sustainability Rating	3	08-31-2025
Carbon Risk Score	Low Risk	12-31-2022
ESG Commitment	1-Low	02-15-2022

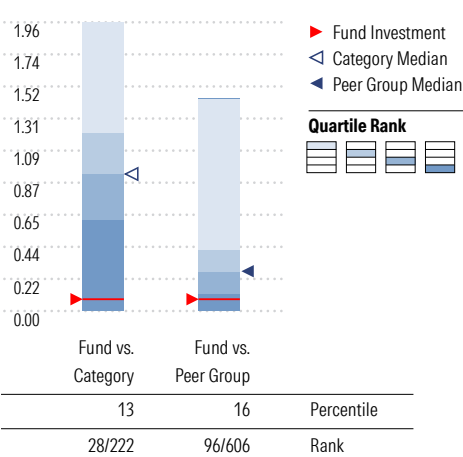
Growth of \$10,000



Trailing Performance



Net Expense



Peer group is a subset of the category and includes funds with the same management style (active vs. passive) and similar share class characteristics.

3-Year Risk Metrics

	Fund	Bmark	Cat
Alpha	1.72	-	0.76
Beta	0.95	-	0.98
R-Squared	98.55	-	97.35
Standard Deviation	12.05	12.65	12.51
Sharpe Ratio	1.25	1.13	1.17
Tracking Error	1.60	-	2.01
Information Ratio	0.55	-	0.19
Up Capture Ratio	98.92	-	99.41
Down Capture Ratio	90.65	-	95.80

Portfolio Metrics

	Fund	Bmark	Cat
Price/Earnings Ratio	21.49	21.45	22.08
Price/Book Ratio	2.87	2.85	3.12
Avg Eff Duration	6.10	-	9.18

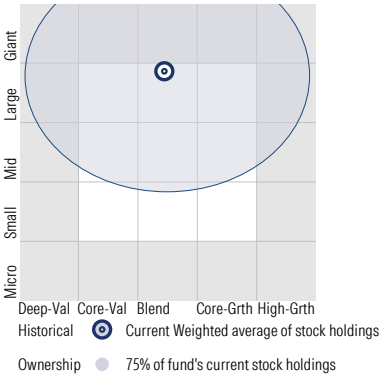
Vanguard Target Retirement 2055 Fund VFFVX

Morningstar Category
Target-Date 2055

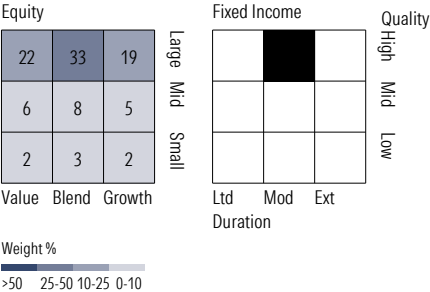
Morningstar Index
Morningstar Lifetime Mod 2055 TR USD

Style Analysis as of 09-30-2025

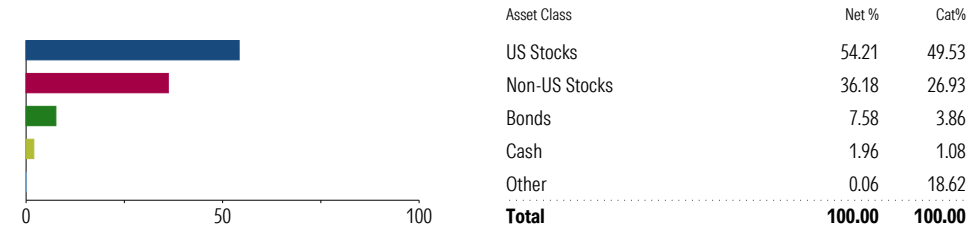
Morningstar Style Box™



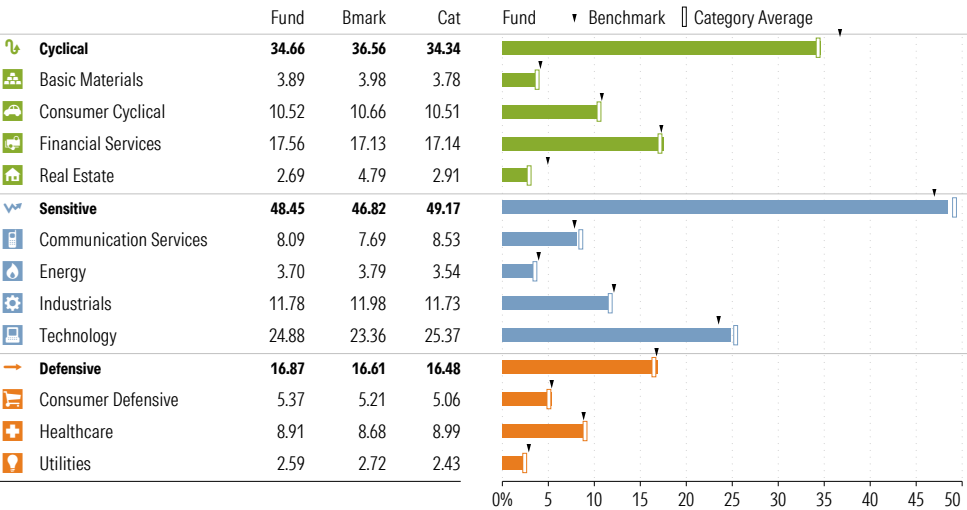
Style Breakdown



Asset Allocation as of 09-30-2025



Sector Weighting as of 09-30-2025



Top 6 Holdings as of 09-30-2025

Name	Maturity Date	% Net Asset	Cumulative %	YTD Return %	Morningstar Sector
⊕ Vanguard Total Stock Mkt Idx Instl Pls	-	54.39	54.39	-	-
⊕ Vanguard Total Intl Stock Index Inv	-	37.04	91.44	-	-
⊕ Vanguard Total Bond Market II Idx Inv	-	5.54	96.98	-	-
⊕ Vanguard Total Intl Bd II Idx Instl	-	2.43	99.40	-	-
⊕ Mktliq 12/31/2049	-	0.56	99.96	-	-
⊕ Us Dollar	-	0.04	100.00	-	-

Total Holdings 6

⊕ Increase ⊖ Decrease ✱ New to Portfolio

Vanguard Target Retirement 2060 Fund VTTSX

Morningstar Category
Target-Date 2060

Morningstar Index
Morningstar Mod Tgt Risk TR USD

Portfolio Manager(s)

Walter Nejman since 02-2013
Aur lie Denis since 02-2023
Michael Roach since 02-2023
Roger Aliaga-Diaz since 02-2023

Quantitative Screens

- Performance: The fund has finished in the Target-Date 2060 category's top three quartiles in 9 of the 10 years it's been in existence.
- Management: The fund's management has been in place for 12.61 years.
- Style: The fund has landed in its primary style box — Large Blend — 100 % of the time over the past three years.
- Net Expense: The fund's expense ratio of 0.08 is 86.44% lower than the Target-Date 2060 category average.

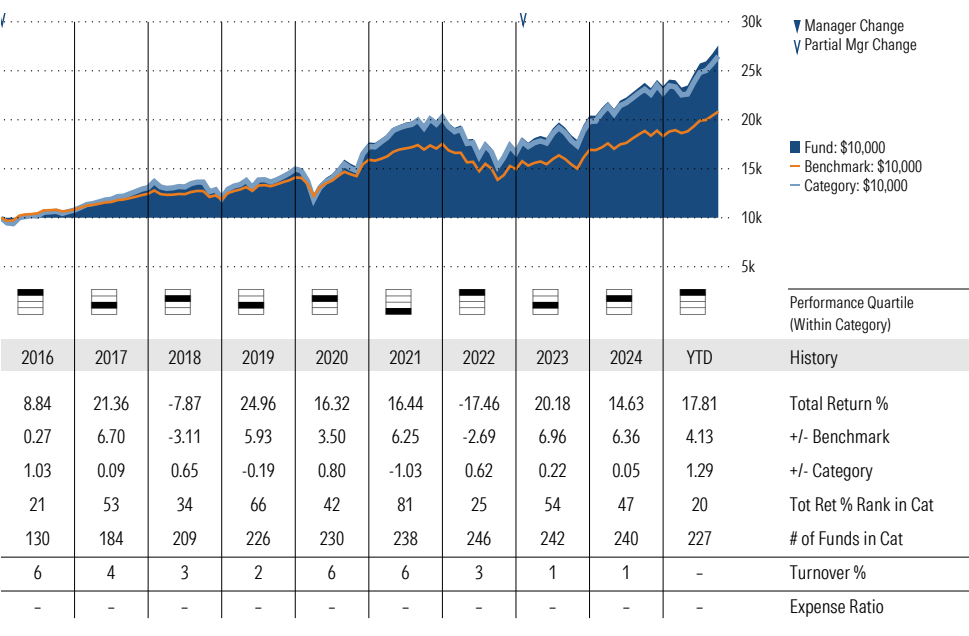
Morningstar Investment Management LLC Analysis

This fund passes all of Morningstar Investment Management's quantitative screens. Morningstar Investment Management has also assessed the fund from a qualitative perspective and, as a fiduciary, is comfortable recommending the fund's use in retirement plans.

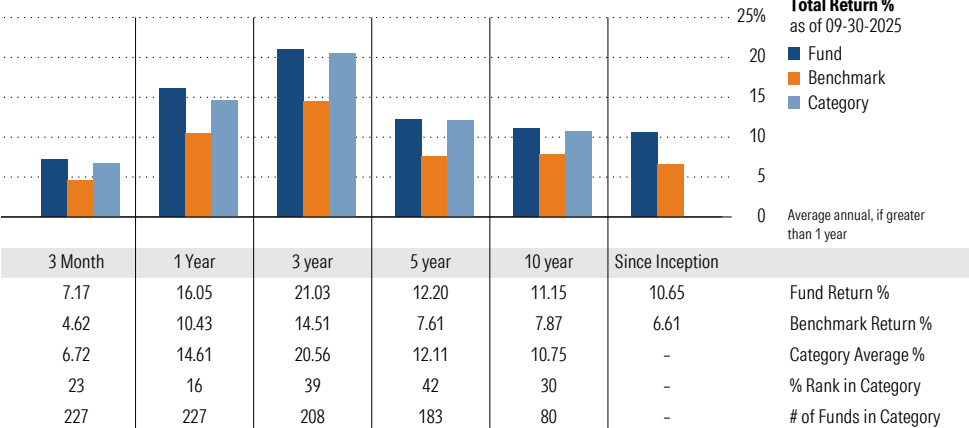
ESG Metrics

Metric	Rating	Updated
Sustainability Rating	3	08-31-2025
Carbon Risk Score	Low Risk	12-31-2022
ESG Commitment	1-Low	02-15-2022

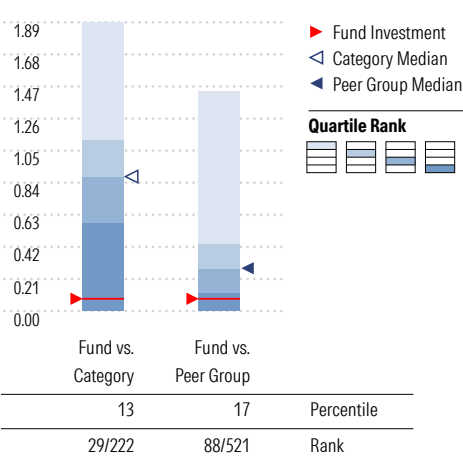
Growth of \$10,000



Trailing Performance



Net Expense



Peer group is a subset of the category and includes funds with the same management style (active vs. passive) and similar share class characteristics.

3-Year Risk Metrics

	Fund	Bmark	Cat
Alpha	2.96	-	2.14
Beta	1.20	-	1.24
R-Squared	94.78	-	92.47
Standard Deviation	12.04	9.73	12.58
Sharpe Ratio	1.25	0.94	1.17
Tracking Error	3.40	-	4.18
Information Ratio	1.92	-	1.47
Up Capture Ratio	130.90	-	131.78
Down Capture Ratio	113.81	-	119.76

Portfolio Metrics

	Fund	Bmark	Cat
Price/Earnings Ratio	21.50	20.75	22.08
Price/Book Ratio	2.87	2.63	3.14
Avg Eff Duration	6.10	-	8.93

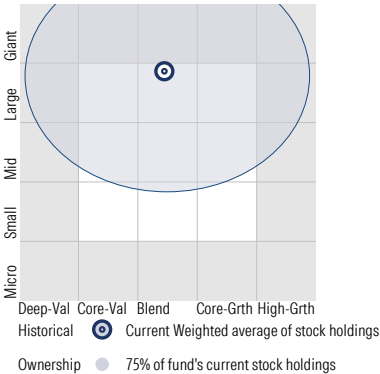
Vanguard Target Retirement 2060 Fund VTTSX

Morningstar Category
Target-Date 2060

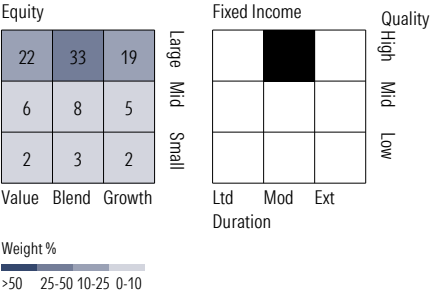
Morningstar Index
Morningstar Mod Tgt Risk TR USD

Style Analysis as of 09-30-2025

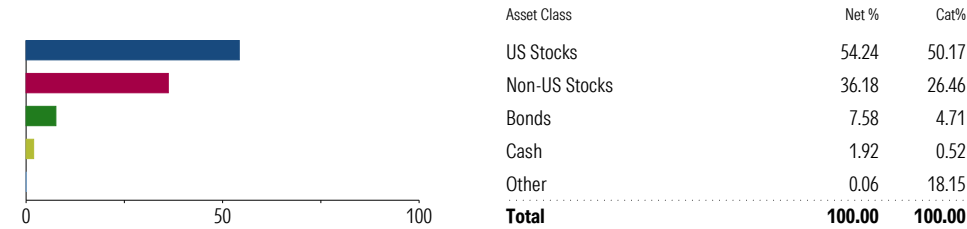
Morningstar Style Box™



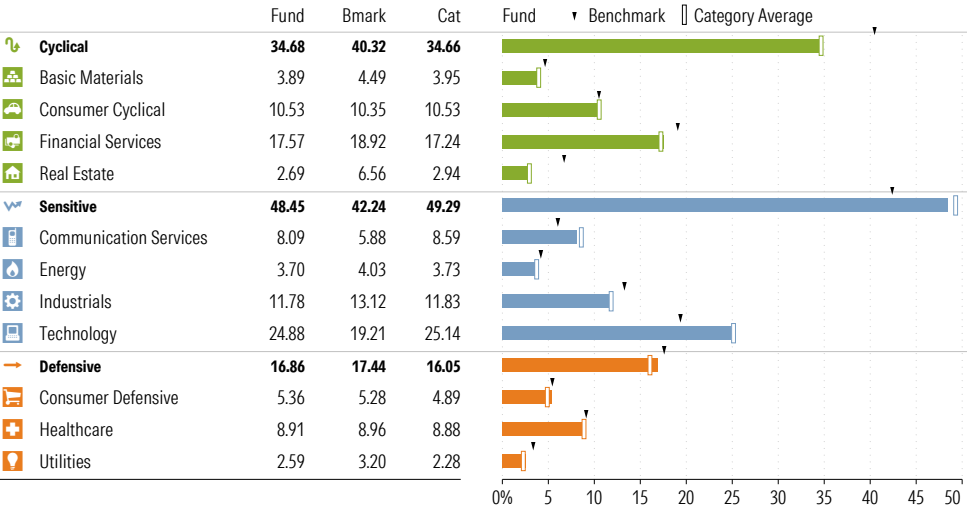
Style Breakdown



Asset Allocation as of 09-30-2025



Sector Weighting as of 09-30-2025



Top 6 Holdings as of 09-30-2025

Name	Maturity Date	% Net Asset	Cumulative %	YTD Return %	Morningstar Sector
⊕ Vanguard Total Stock Mkt Idx Instl Pls	-	54.42	54.42	-	-
⊕ Vanguard Total Intl Stock Index Inv	-	37.05	91.47	-	-
⊕ Vanguard Total Bond Market II Idx Inv	-	5.54	97.01	-	-
⊕ Vanguard Total Intl Bd II Idx Instl	-	2.43	99.44	-	-
⊕ Mktliq 12/31/2049	-	0.55	99.99	-	-
⊖ Us Dollar	-	0.01	100.00	-	-

Total Holdings 6

⊕ Increase ⊖ Decrease ✱ New to Portfolio

Vanguard Target Retirement 2065 Fund VLXVX

Morningstar Category
Target-Date 2065+
Morningstar Index
Morningstar Mod Tgt Risk TR USD

Portfolio Manager(s)

Walter Nejman since 07-2017
Aur lie Denis since 02-2023
Michael Roach since 02-2023
Roger Aliaga-Diaz since 02-2023

Quantitative Screens

- Performance: The fund has finished in the Target-Date 2065+ category's top three quartiles in 6 of the 8 years it's been in existence.
- Management: The fund's management has been in place for 8.22 years.
- Style: The fund has landed in its primary style box — Large Blend — 100 % of the time over the past three years.
- Net Expense: The fund's expense ratio of 0.08 is 86.21% lower than the Target-Date 2065+ category average.

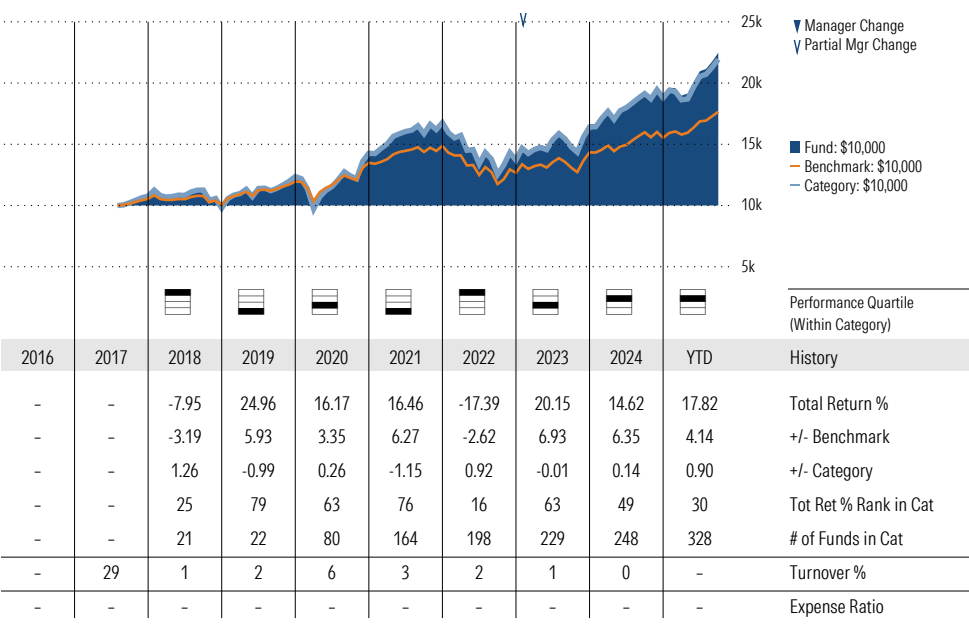
Morningstar Investment Management LLC Analysis

This fund passes all of Morningstar Investment Management's quantitative screens. Morningstar Investment Management has also assessed the fund from a qualitative perspective and, as a fiduciary, is comfortable recommending the fund's use in retirement plans.

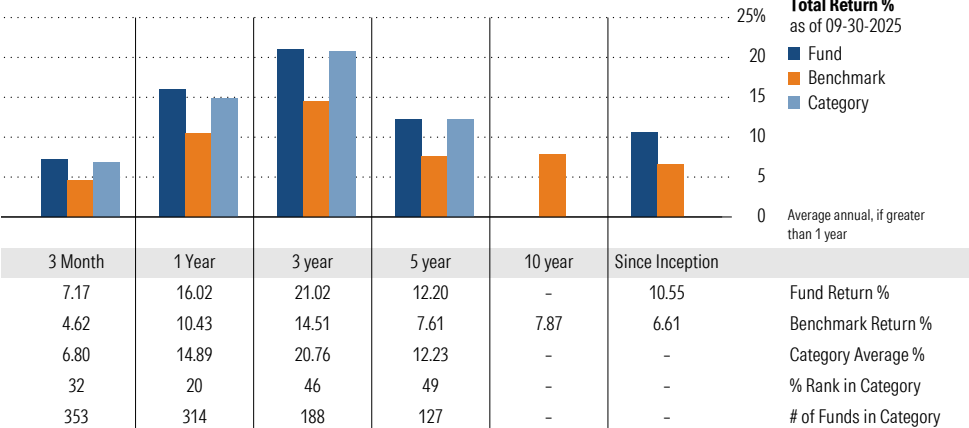
ESG Metrics

Metric	Rating	Updated
Sustainability Rating	3	08-31-2025
Carbon Risk Score	Low Risk	12-31-2022
ESG Commitment	1-Low	02-15-2022

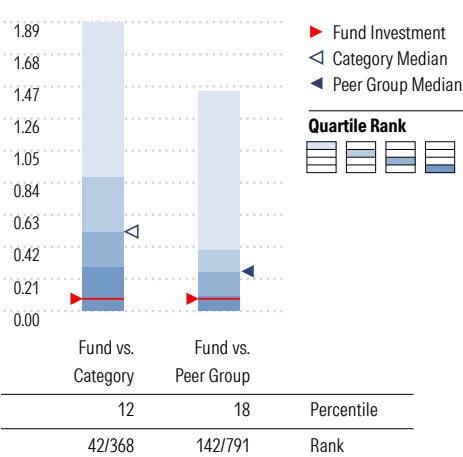
Growth of \$10,000



Trailing Performance



Net Expense



Peer group is a subset of the category and includes funds with the same management style (active vs. passive) and similar share class characteristics.

3-Year Risk Metrics

	Fund	Bmark	Cat
Alpha	2.97	-	2.69
Beta	1.20	-	1.24
R-Squared	94.81	-	91.96
Standard Deviation	12.03	9.73	13.00
Sharpe Ratio	1.25	0.94	1.18
Tracking Error	3.38	-	4.64
Information Ratio	1.92	-	1.51
Up Capture Ratio	130.79	-	132.60
Down Capture Ratio	113.64	-	117.99

Portfolio Metrics

	Fund	Bmark	Cat
Price/Earnings Ratio	21.50	20.75	22.13
Price/Book Ratio	2.87	2.63	3.10
Avg Eff Duration	6.10	-	9.00

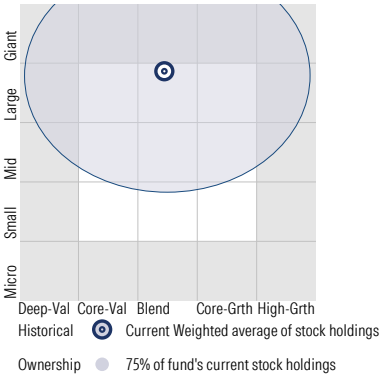
Vanguard Target Retirement 2065 Fund VLXVX

Morningstar Category
Target-Date 2065+

Morningstar Index
Morningstar Mod Tgt Risk TR USD

Style Analysis as of 09-30-2025

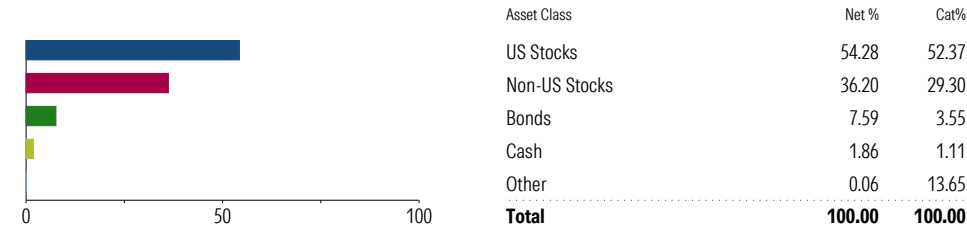
Morningstar Style Box™



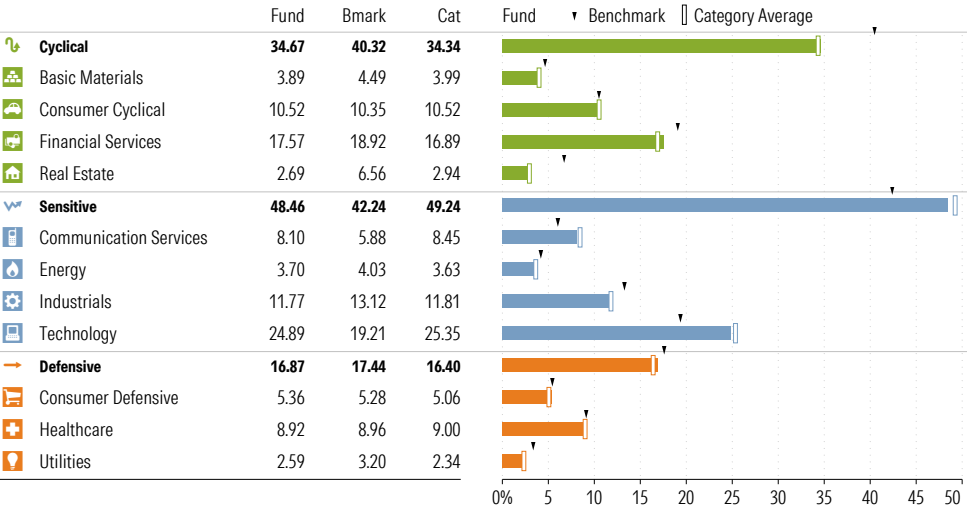
Style Breakdown



Asset Allocation as of 09-30-2025



Sector Weighting as of 09-30-2025



Top 6 Holdings as of 09-30-2025

Name	Maturity Date	% Net Asset	Cumulative %	YTD Return %	Morningstar Sector
⊕ Vanguard Total Stock Mkt Idx Instl Pls	-	54.46	54.46	-	-
⊕ Vanguard Total Intl Stock Index Inv	-	37.06	91.52	-	-
⊕ Vanguard Total Bond Market II Idx Inv	-	5.54	97.07	-	-
⊕ Vanguard Total Intl Bd II Idx Instl	-	2.43	99.50	-	-
⊕ Mktliq 12/31/2049	-	0.51	100.01	-	-
⊕ Us Dollar	-	0.01	100.02	-	-

Total Holdings 6

⊕ Increase ⊖ Decrease ✱ New to Portfolio

Vanguard Target Retirement 2070 Fund VSVNX

Morningstar Category
Target-Date 2065+
Morningstar Index
Morningstar Mod Tgt Risk TR USD

Portfolio Manager(s)

Walter Nejman since 06-2022
Aur lie Denis since 02-2023
Michael Roach since 02-2023
Roger Aliaga-Diaz since 02-2023

Quantitative Screens

- Performance: The fund has finished in the Target-Date 2065+ category's top three quartiles in 3 of the 3 years it's been in existence.
- Management: The fund's management has been in place for 3.26 years.
- Style: The fund has landed in its primary style box — Large Blend — 100 % of the time over the past three years.
- Net Expense: The fund's expense ratio of 0.53 is 8.62% lower than the Target-Date 2065+ category average.

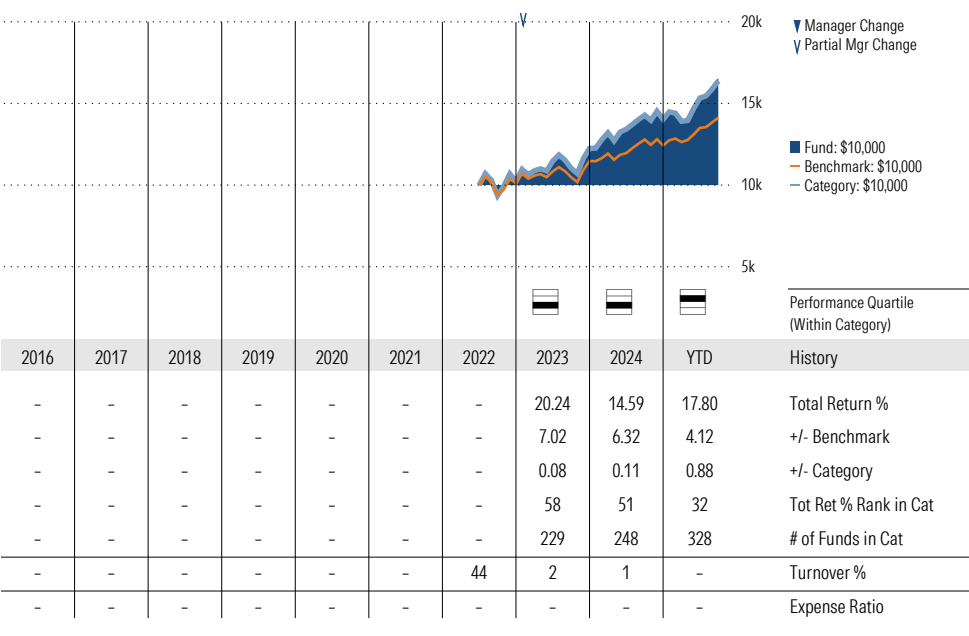
Morningstar Investment Management LLC Analysis

This fund fails the manager tenure screen due to a limited history for this target-date vintage.

ESG Metrics

Metric	Rating	Updated
Sustainability Rating	3	08-31-2025
Carbon Risk Score	Low Risk	12-31-2022

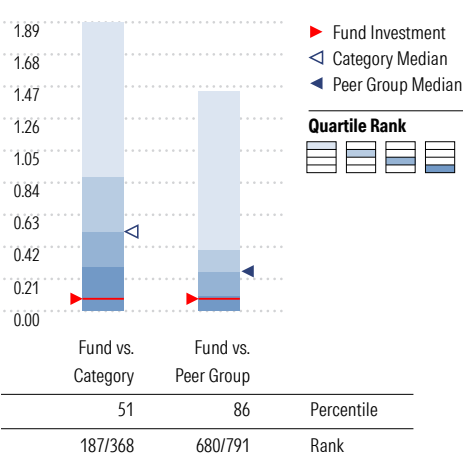
Growth of \$10,000



Trailing Performance



Net Expense



Peer group is a subset of the category and includes funds with the same management style (active vs. passive) and similar share class characteristics.

3-Year Risk Metrics

	Fund	Bmark	Cat
Alpha	2.99	-	2.69
Beta	1.20	-	1.24
R-Squared	94.71	-	91.96
Standard Deviation	12.02	9.73	13.00
Sharpe Ratio	1.25	0.94	1.18
Tracking Error	3.40	-	4.64
Information Ratio	1.92	-	1.51
Up Capture Ratio	130.83	-	132.60
Down Capture Ratio	113.69	-	117.99

Portfolio Metrics

	Fund	Bmark	Cat
Price/Earnings Ratio	21.50	20.75	22.13
Price/Book Ratio	2.88	2.63	3.10
Avg Eff Duration	6.10	-	9.00

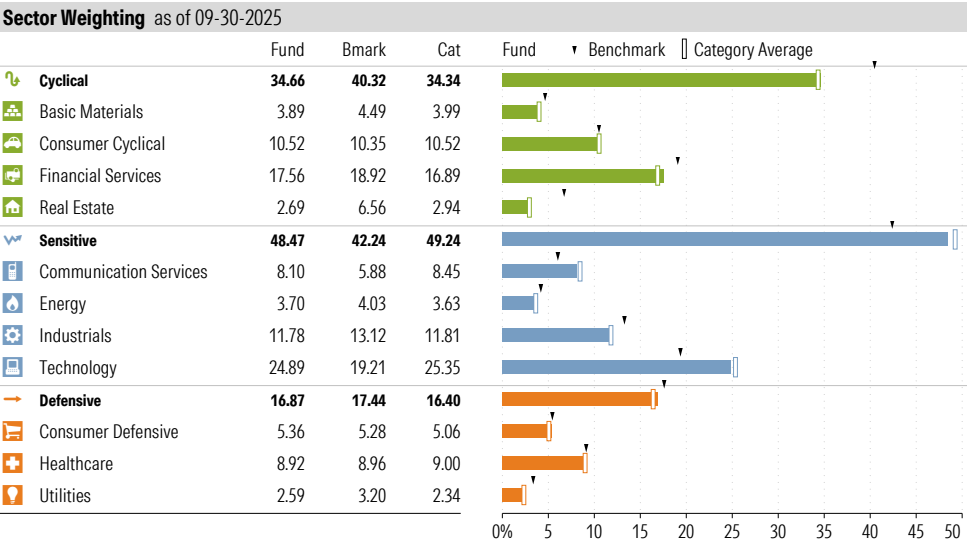
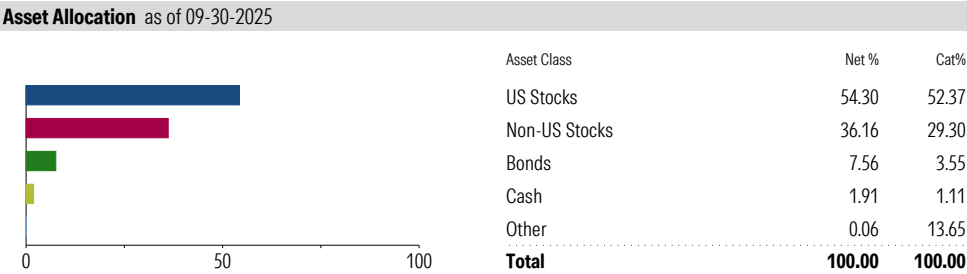
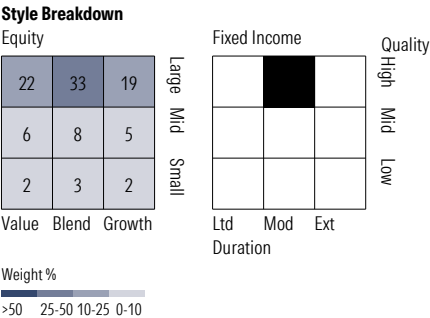
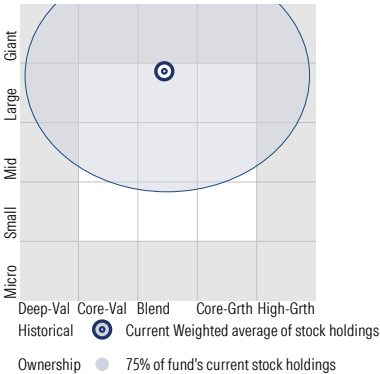
Vanguard Target Retirement 2070 Fund VSVNX

Morningstar Category
Target-Date 2065+

Morningstar Index
Morningstar Mod Tgt Risk TR USD

Style Analysis as of 09-30-2025

Morningstar Style Box™



Top 6 Holdings as of 09-30-2025

Name	Maturity Date	% Net Asset	Cumulative %	YTD Return %	Morningstar Sector
⊕ Vanguard Total Stock Mkt Idx Instl Pls	-	54.48	54.48	-	-
⊕ Vanguard Total Intl Stock Index Inv	-	37.02	91.50	-	-
⊕ Vanguard Total Bond Market II Idx Inv	-	5.51	97.02	-	-
⊕ Vanguard Total Intl Bd II Idx Instl	-	2.44	99.45	-	-
⊖ Mktliq 12/31/2049	-	0.60	100.06	-	-
⊕ Us Dollar	-	0.06	100.11	-	-

Total Holdings 6

⊕ Increase ⊖ Decrease ✱ New to Portfolio

Vanguard Target Retirement Income Fund VTINX

Morningstar Category
Target-Date Retirement

Morningstar Index
Morningstar Lifetime Mod Incm TR USD

Portfolio Manager(s)

Walter Nejman since 02-2013
Aur lie Denis since 02-2023
Michael Roach since 02-2023
Roger Aliaga-Diaz since 02-2023

Quantitative Screens

- Performance: The fund has finished in the Target-Date Retirement category's top three quartiles in 10 of the 10 years it's been in existence.
- Management: The fund's management has been in place for 12.61 years.
- Style: The fund has landed in its primary style box — Large Blend — 100 % of the time over the past three years.
- Net Expense: The fund's expense ratio of 0.08 is 84.91% lower than the Target-Date Retirement category average.

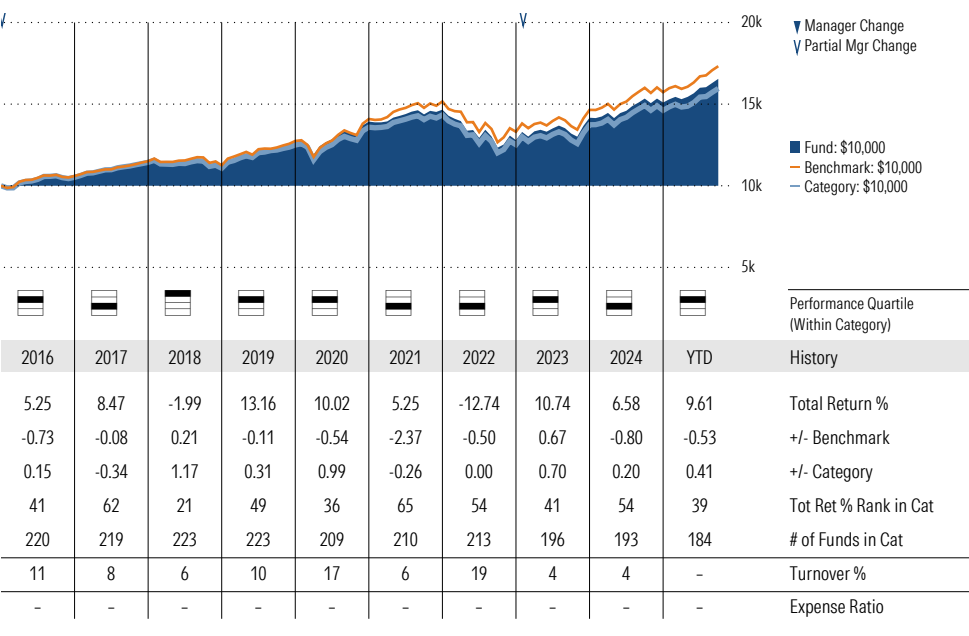
Morningstar Investment Management LLC Analysis

This fund passes all of Morningstar Investment Management's quantitative screens. Morningstar Investment Management has also assessed the fund from a qualitative perspective and, as a fiduciary, is comfortable recommending the fund's use in retirement plans.

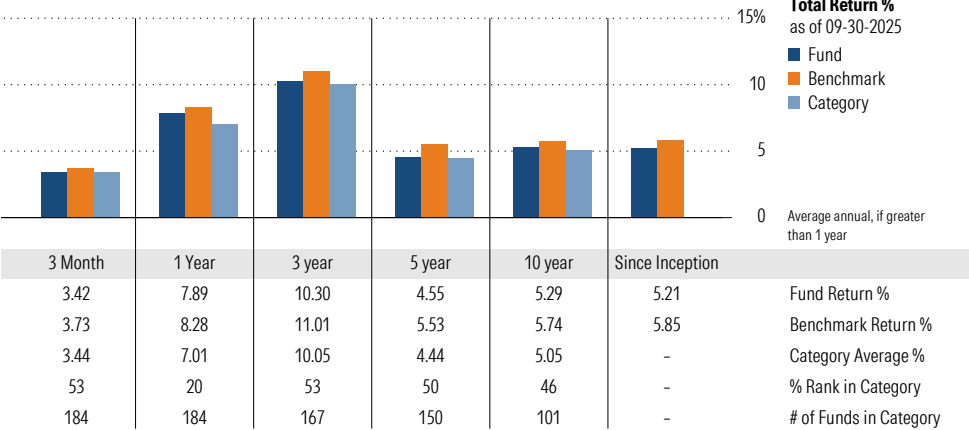
ESG Metrics

Metric	Rating	Updated
Sustainability Rating	4	08-31-2025
ESG Commitment	1-Low	02-15-2022

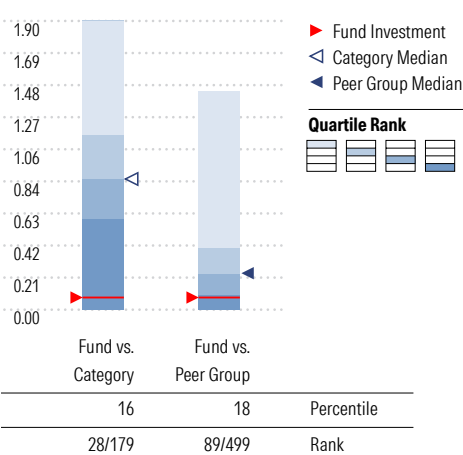
Growth of \$10,000



Trailing Performance



Net Expense



Peer group is a subset of the category and includes funds with the same management style (active vs. passive) and similar share class characteristics.

3-Year Risk Metrics

	Fund	Bmark	Cat
Alpha	-0.25	-	-0.98
Beta	0.96	-	1.02
R-Squared	98.22	-	96.76
Standard Deviation	6.61	6.81	7.07
Sharpe Ratio	0.78	0.85	0.71
Tracking Error	0.92	-	1.41
Information Ratio	-0.78	-	-0.62
Up Capture Ratio	94.41	-	96.98
Down Capture Ratio	95.63	-	104.49

Portfolio Metrics

	Fund	Bmark	Cat
Price/Earnings Ratio	21.45	23.03	22.54
Price/Book Ratio	2.86	3.20	3.01
Avg Eff Duration	5.25	-	5.47

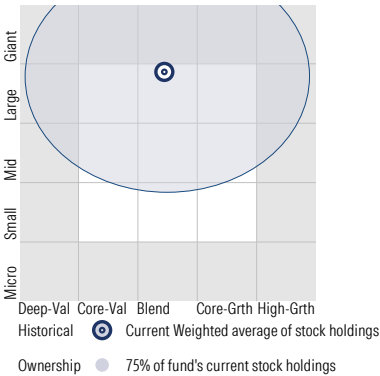
Vanguard Target Retirement Income Fund VTINX

Morningstar Category
Target-Date Retirement

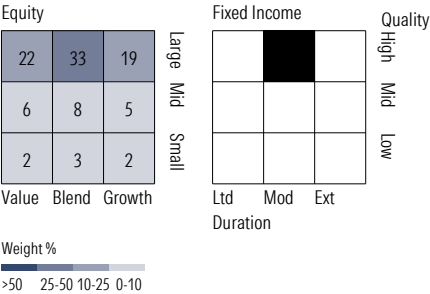
Morningstar Index
Morningstar Lifetime Mod Incm TR USD

Style Analysis as of 09-30-2025

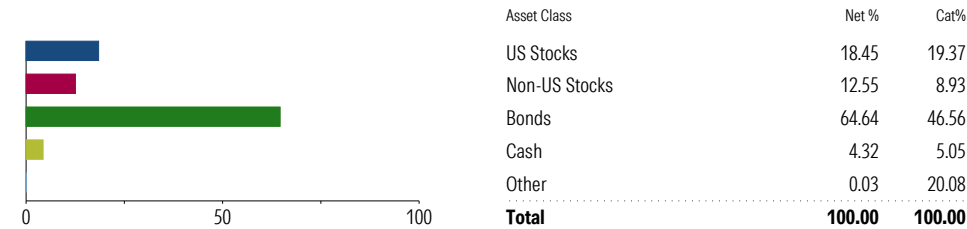
Morningstar Style Box™



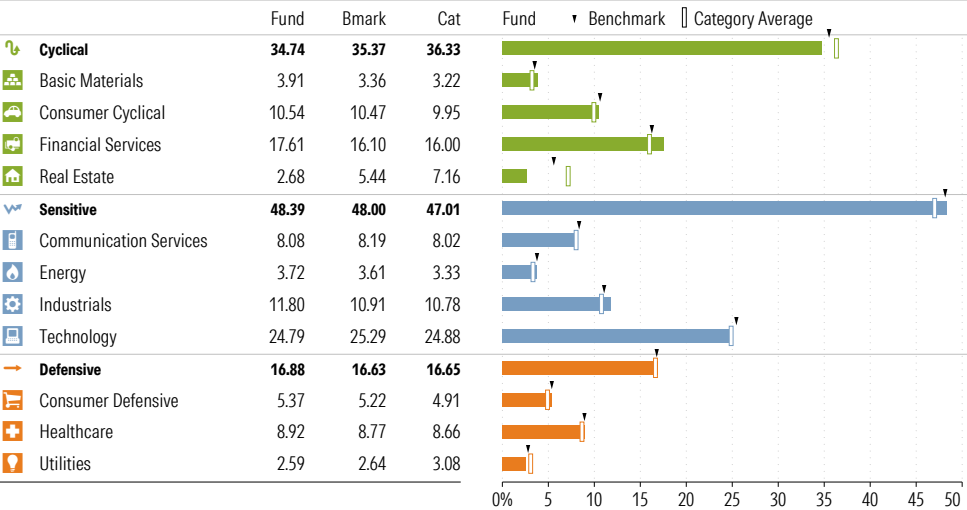
Style Breakdown



Asset Allocation as of 09-30-2025



Sector Weighting as of 09-30-2025



Top 7 Holdings as of 09-30-2025

Name	Maturity Date	% Net Asset	Cumulative %	YTD Return %	Morningstar Sector
⊕ Vanguard Total Bond Market II Idx Inv	-	36.33	36.33	-	-
⊖ Vanguard Total Stock Mkt Idx Instl Pls	-	18.51	54.84	-	-
⊕ Vanguard Shrt-Term Infl-Prot Sec Idx Adm	-	16.17	71.02	-	-
⊕ Vanguard Total Intl Bd II Idx Instl	-	15.37	86.38	-	-
⊖ Vanguard Total Intl Stock Index Inv	-	12.85	99.23	-	-
⊕ Mktliq 12/31/2049	-	0.72	99.96	-	-
⊕ Us Dollar	-	0.04	100.00	-	-

Total Holdings 7

⊕ Increase ⊖ Decrease ✨ New to Portfolio