

American Funds Intl Gr and Inc R6 RIGGX

Morningstar Category
Foreign Large Blend

Morningstar Index
MSCI ACWI Ex USA NR USD

Portfolio Manager(s)

Steven Watson since 10-2008
Andrew Suzman since 10-2008
Patrice Collette since 09-2010
Leo Hee since 07-2015
Michael Cohen since 07-2018
Lisa Thompson since 09-2018
Bobby Chada since 09-2024
Barbara Burtin since 09-2024

Quantitative Screens

- Performance: The fund has finished in the Foreign Large Blend category's top three quartiles in 10 of the 10 years it's been in existence.
- Management: The fund's management has been in place for 17.01 years.
- Style: The fund has landed in its primary style box — Large Blend — 100 % of the time over the past three years.
- Net Expense: The fund's expense ratio of 0.53 is 32.91% lower than the Foreign Large Blend category average.

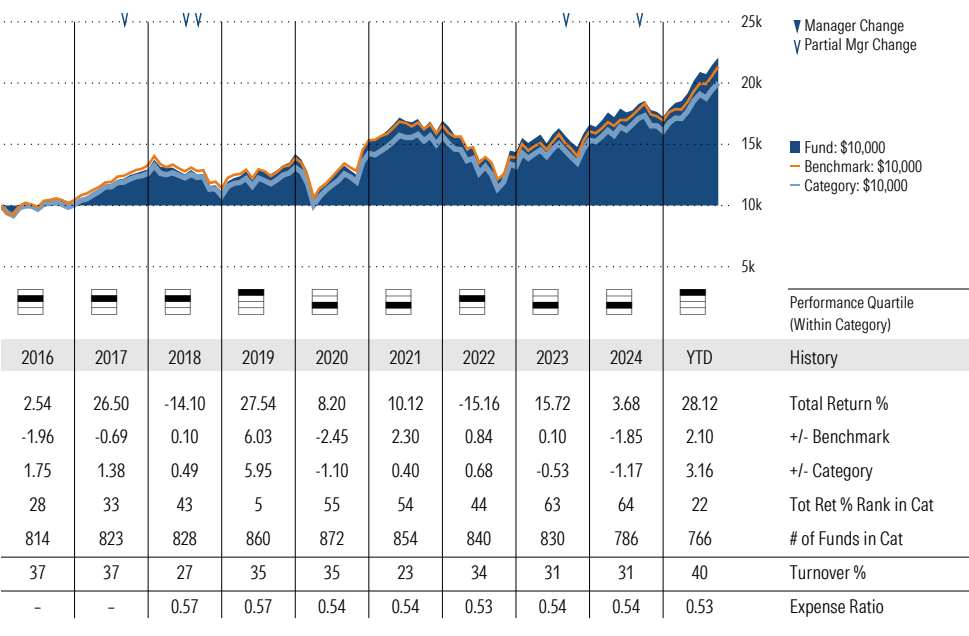
Morningstar Investment Management LLC Analysis

This fund passes all of Morningstar Investment Management's quantitative screens. Morningstar Investment Management has also assessed the fund from a qualitative perspective and, as a fiduciary, is comfortable recommending the fund's use in retirement plans.

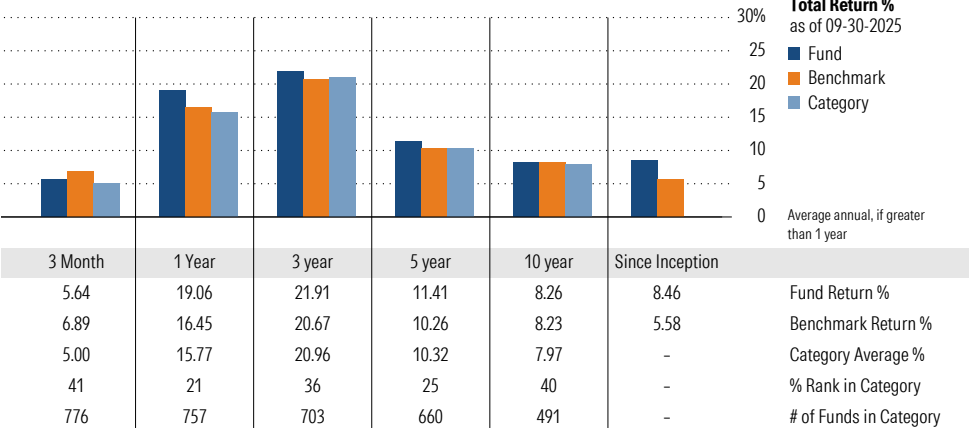
ESG Metrics

Metric	Rating	Updated
Sustainability Rating	2	08-31-2025
Carbon Risk Score	Low Risk	12-31-2022
ESG Commitment	1-Low	02-15-2022

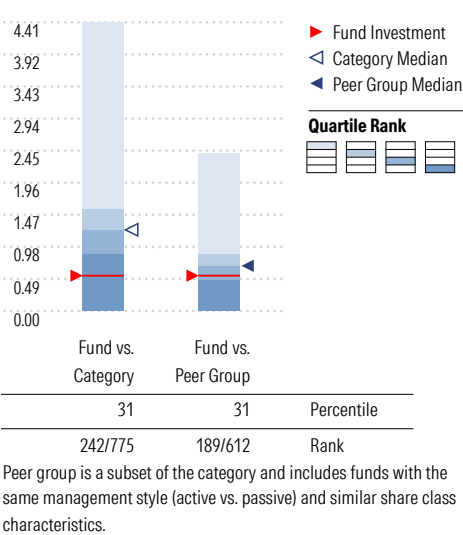
Growth of \$10,000



Trailing Performance



Net Expense



3-Year Risk Metrics

	Fund	Bmark	Cat
Alpha	1.11	-	0.01
Beta	1.00	-	1.02
R-Squared	94.50	-	90.69
Standard Deviation	13.56	13.21	14.14
Sharpe Ratio	1.17	1.12	1.08
Tracking Error	3.18	-	4.25
Information Ratio	0.39	-	0.11
Up Capture Ratio	102.71	-	104.10
Down Capture Ratio	97.74	-	108.66

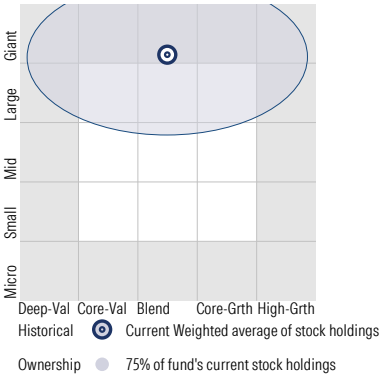
Portfolio Metrics

	Fund	Bmark	Cat
Price/Earnings Ratio	16.90	16.87	17.69
Price/Book Ratio	2.05	2.07	2.11
Geom Avg Mkt Cap \$B	63.72	62.76	67.92
ROE	19.16	18.05	18.02


American Funds Intl Gr and Inc R6 RIGGX

Morningstar Category Foreign Large Blend
Morningstar Index MSCI ACWI Ex USA NR USD

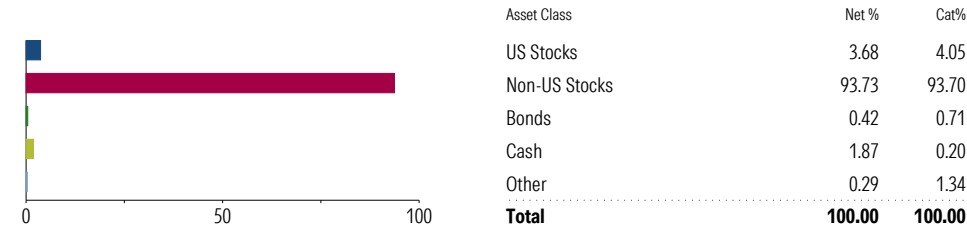
Style Analysis as of 09-30-2025
Morningstar Style Box™



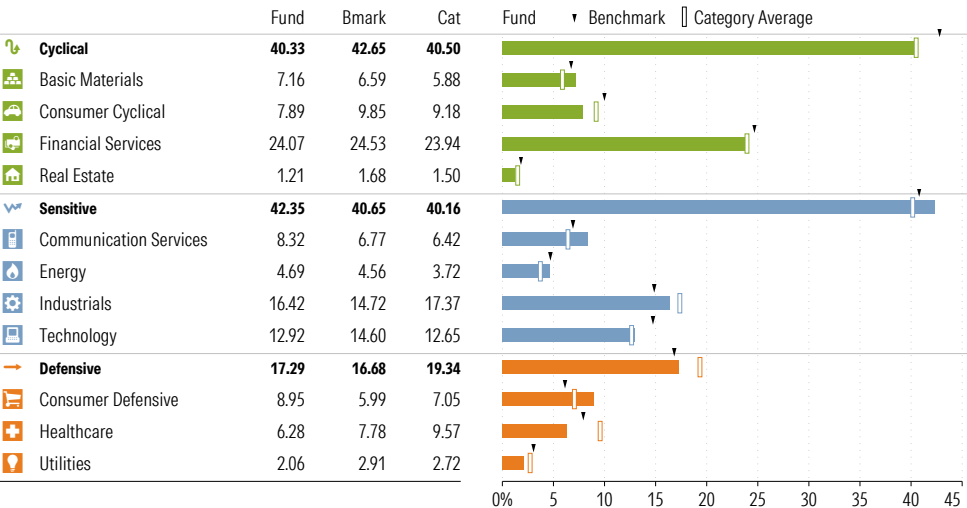
Style Breakdown




Asset Allocation as of 09-30-2025



Sector Weighting as of 09-30-2025



World Regions % Equity 09-30-2025



Top 10 Holdings as of 09-30-2025

Name	% Net Asset	Cumulative %	YTD Return %	Morningstar Sector
Taiwan Semiconductor Manufacturing Co Ltd	4.18	4.18	-	Technology
Capital Group Central Cash M	2.19	6.37	-	-
BAE Systems PLC	2.11	8.48	-	Industrials
ASML Holding NV	1.83	10.31	-	Technology
Airbus SE	1.70	12.01	-	Industrials
British American Tobacco PLC	1.66	13.67	-	Consumer Defensive
UniCredit SpA	1.55	15.21	-	Financial Services
Sanofi SA	1.51	16.73	-	Healthcare
TotalEnergies SE	1.44	18.17	-	Energy
AstraZeneca PLC	1.41	19.58	-	Healthcare

Total Holdings 293

⊕ Increase ⊖ Decrease ✨ New to Portfolio

American Funds New Perspective R6 RNPGX

Morningstar Category
Global Large-Stock Growth

Morningstar Index
MSCI ACWI NR USD

Portfolio Manager(s)

Robert Lovelace since 12-2000
Joanna Jonsson since 12-2005
Steven Watson since 12-2005
Brady Enright since 12-2005
Noriko Chen since 04-2012
Andraz Razen since 07-2015
Barbara Burtin since 12-2018
Patrice Collette since 12-2018
Kohei Higashi since 12-2020
Anne-Marie Peterson since 12-2020

Quantitative Screens

- Performance: The fund has finished in the Global Large-Stock Growth category's top three quartiles in 10 of the 10 years it's been in existence.
- Management: The fund's management has been in place for 24.85 years.
- Style: The fund has landed in its primary style box — Large Growth — 100 % of the time over the past three years.
- Net Expense: The fund's expense ratio of 0.41 is 61.68% lower than the Global Large-Stock Growth category average.

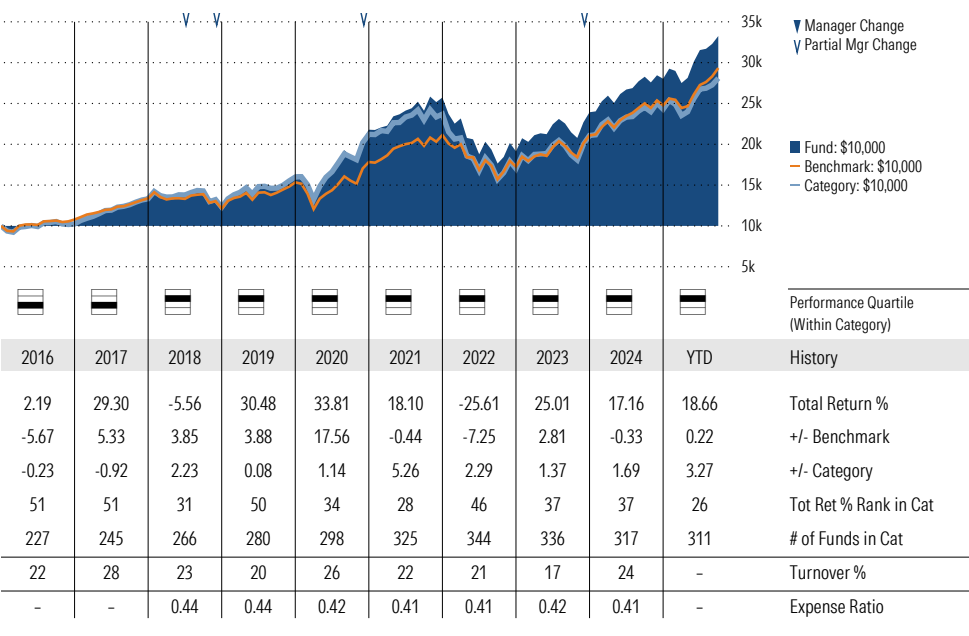
Morningstar Investment Management LLC Analysis

This fund passes all of Morningstar Investment Management's quantitative screens. Morningstar Investment Management has also assessed the fund from a qualitative perspective and, as a fiduciary, is comfortable recommending the fund's use in retirement plans.

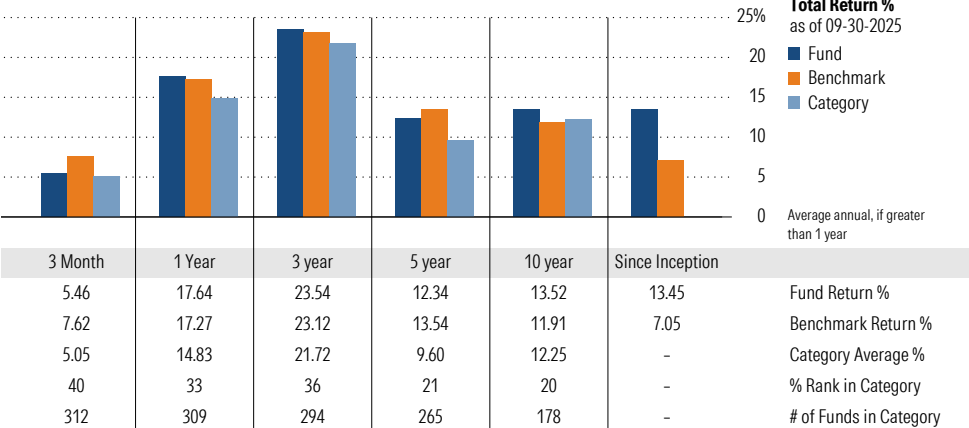
ESG Metrics

Metric	Rating	Updated
Sustainability Rating	2	08-31-2025
Carbon Risk Score	Low Risk	12-31-2022
ESG Commitment	2-Basic	02-15-2022

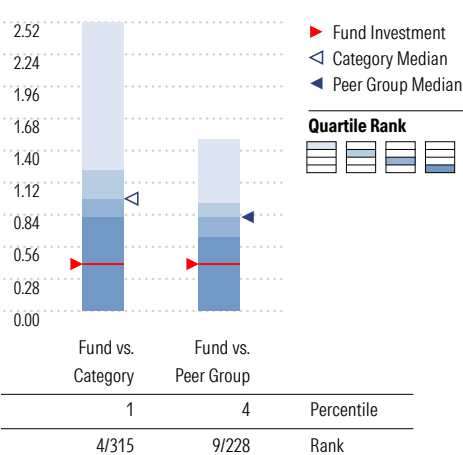
Growth of \$10,000



Trailing Performance



Net Expense



Peer group is a subset of the category and includes funds with the same management style (active vs. passive) and similar share class characteristics.

3-Year Risk Metrics

	Fund	Bmark	Cat
Alpha	-0.86	-	-3.05
Beta	1.06	-	1.13
R-Squared	96.25	-	84.94
Standard Deviation	13.55	12.53	15.59
Sharpe Ratio	1.27	1.34	1.08
Tracking Error	2.73	-	6.37
Information Ratio	0.15	-	-0.24
Up Capture Ratio	102.73	-	104.48
Down Capture Ratio	104.72	-	118.37

Portfolio Metrics

	Fund	Bmark	Cat
Price/Earnings Ratio	25.81	22.83	27.96
Price/Book Ratio	4.27	3.36	4.98
Geom Avg Mkt Cap \$B	219.56	211.82	232.05
ROE	27.44	28.85	29.93

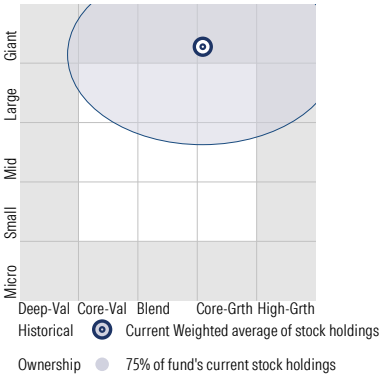
American Funds New Perspective R6 RNPGX

Morningstar Category
Global Large-Stock Growth

Morningstar Index
MSCI ACWI NR USD

Style Analysis as of 09-30-2025

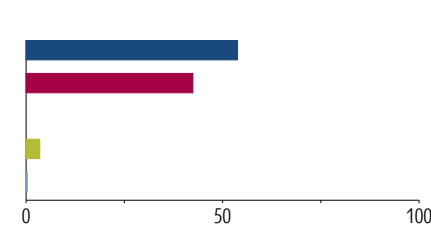
Morningstar Style Box™



Style Breakdown

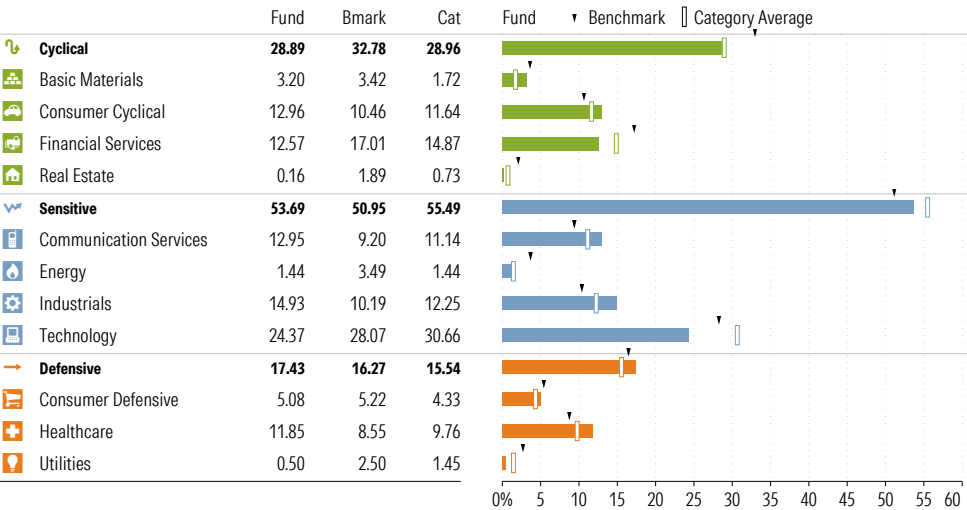


Asset Allocation as of 09-30-2025

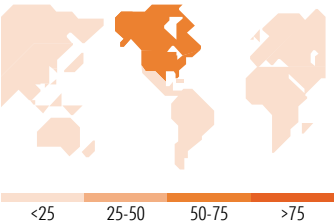


Asset Class	Net %	Cat%
US Stocks	53.80	59.28
Non-US Stocks	42.44	38.40
Bonds	0.00	0.04
Cash	3.48	1.60
Other	0.29	0.69
Total	100.00	100.00

Sector Weighting as of 09-30-2025



World Regions % Equity 09-30-2025



	Fund %	Cat %		Fund %	Cat %		Fund %	Cat %		
Greater Asia	12.05	13.58	Americas	60.70	65.03	Greater Europe	27.25	21.40	Market Maturity	Fund %
Japan	3.45	4.08	North America	59.42	63.34	United Kingdom	5.60	4.95	Developed Markets	96.32
Australasia	0.38	0.27	Central/Latin	1.28	1.69	W euro-ex UK	21.39	16.22	Emerging Markets	3.68
Asia-4 Tigers	6.08	4.78				Emrgng Europe	0.00	0.00	Not Available	0.00
Asia-ex 4 Tigers	2.14	4.45				Africa	0.26	0.23		
Not Classified	0.00	0.00								

Top 10 Holdings as of 09-30-2025

Name	% Net Asset	Cumulative %	YTD Return %	Morningstar Sector
⊕ Meta Platforms Inc Class A	4.17	4.17	25.69	Communication Svc
⊕ Microsoft Corp	3.71	7.89	23.47	Technology
⊖ Taiwan Semiconductor Manufacturing Co Ltd	3.48	11.36	-	Technology
⊕ Capital Group Central Cash Fund	3.40	14.76	-	-
⊖ Broadcom Inc	3.40	18.16	43.06	Technology
⊕ Tesla Inc	3.05	21.21	10.12	Consumer Cyclical
⊖ NVIDIA Corp	1.94	23.15	38.96	Technology
⊖ Netflix Inc	1.64	24.78	34.51	Communication Svc
UniCredit SpA	1.25	26.04	-	Financial Services
⊖ Shopify Inc Registered Shs -A- Subord Vtg	1.22	27.26	35.15	Technology

Total Holdings 276

⊕ Increase ⊖ Decrease ✨ New to Portfolio

Baird Aggregate Bond Inst BAGIX

Morningstar Category
Intermediate Core Bond

Morningstar Index
Bloomberg US Agg Bond TR USD

Portfolio Manager(s)

M. Sharon deGuzman since 09-2000
Mary Ellen Stanek since 09-2000
Charles Groeschell since 09-2000
Warren Pierson since 09-2000
Meghan Dean since 05-2019
Jay Schwister since 05-2019
Jeffrey Schrom since 05-2019
Patrick Brown since 05-2021
Abhishek Pulakanti since 05-2022
Andrew O'Connell since 05-2022

Quantitative Screens

- ✔ Performance: The fund has finished in the Intermediate Core Bond category's top three quartiles in 10 of the 10 years it's been in existence.
- ✔ Management: The fund's management has been in place for 25.02 years.

Style Consistency is not calculated for Fixed Income funds.

- ✔ Net Expense: The fund's expense ratio of 0.3 is 40% lower than the Intermediate Core Bond category average.

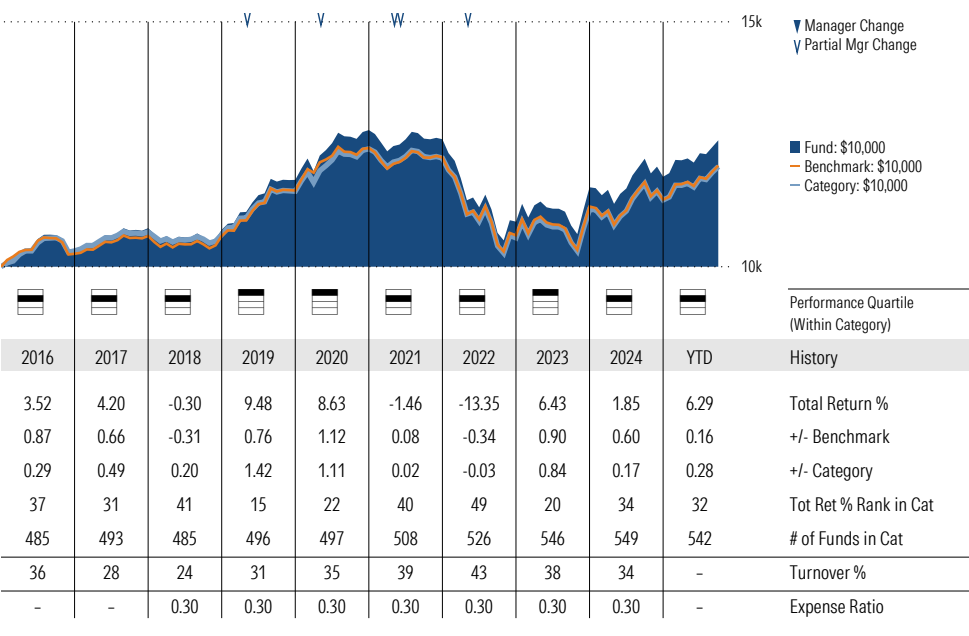
Morningstar Investment Management LLC Analysis

This fund passes all of Morningstar Investment Management's quantitative screens. Morningstar Investment Management has also assessed the fund from a qualitative perspective and, as a fiduciary, is comfortable recommending the fund's use in retirement plans.

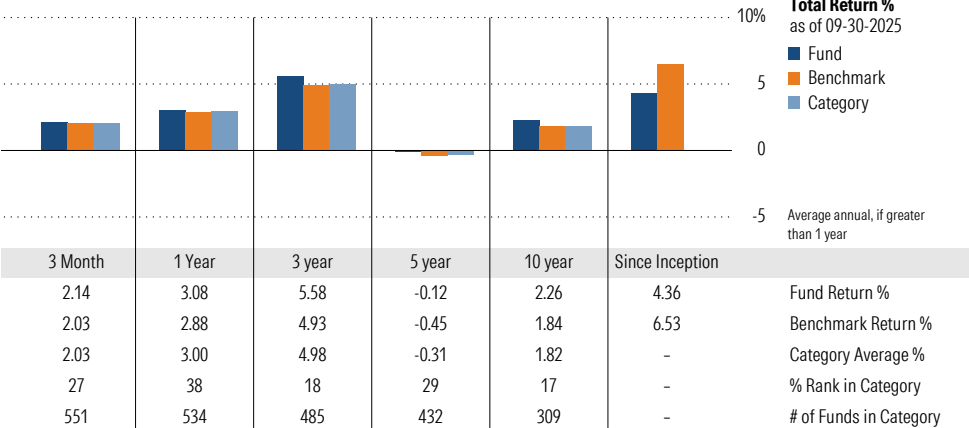
ESG Metrics

Metric	Rating	Updated
Sustainability Rating	4	08-31-2025
ESG Commitment	1-Low	02-15-2022

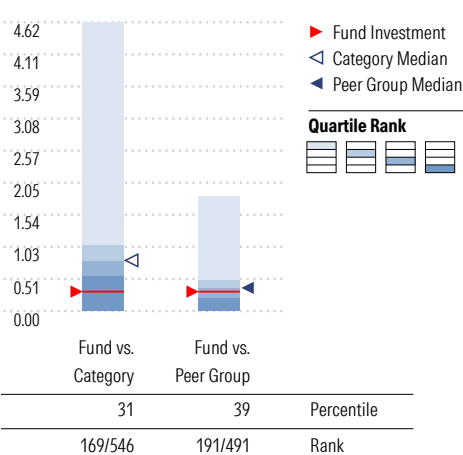
Growth of \$10,000



Trailing Performance



Net Expense



Peer group is a subset of the category and includes funds with the same management style (active vs. passive) and similar share class characteristics.

3-Year Risk Metrics

	Fund	Bmark	Cat
Alpha	0.56	-	0.07
Beta	1.01	-	0.99
R-Squared	99.66	-	98.24
Standard Deviation	6.54	6.44	6.42
Sharpe Ratio	0.11	0.02	0.02
Tracking Error	0.39	-	0.79
Information Ratio	1.67	-	-0.08
Up Capture Ratio	102.81	-	98.59
Down Capture Ratio	95.58	-	97.60

Portfolio Metrics

	Fund	Bmark	Cat
Avg Eff Duration	6.04	4.43	5.54
Avg Eff Maturity	7.98	-	8.01

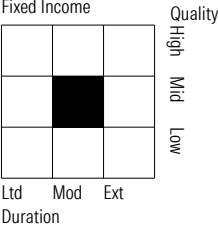
Baird Aggregate Bond Inst BAGIX

Morningstar Category
Intermediate Core Bond

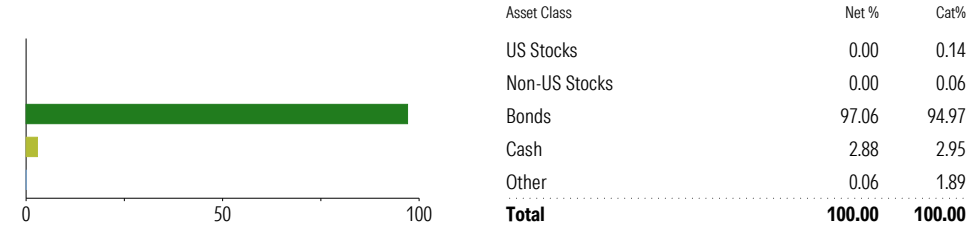
Morningstar Index
Bloomberg US Agg Bond TR USD

Style Analysis as of 09-30-2025

Style Breakdown

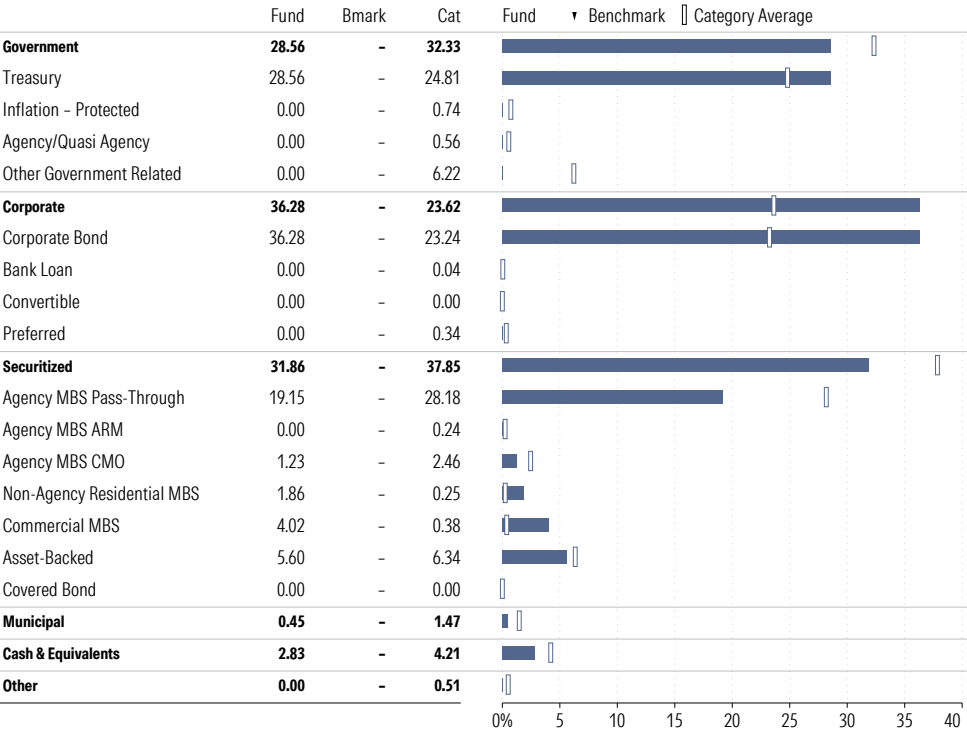


Asset Allocation as of 09-30-2025



Credit Rating Breakdown	Fund	Bmark	Cat
AAA	62.50	3.53	17.14
AA	3.10	74.59	47.02
A	13.70	10.82	21.22
BBB	20.40	8.32	12.53
BB	0.30	0.28	0.69
B	0.00	0.00	0.32
Below B	0.00	0.00	0.09
Not Rated	0.00	2.46	1.00

Sector Weighting as of 09-30-2025



Top 10 Holdings as of 09-30-2025

Name	Maturity Date	% Net Asset	Cumulative %	Fixed Income Sector
⊕ First American Government Obligs U	02-2030	2.81	2.81	-
⊖ United States Treasury Notes 4.25%	01-2028	2.05	4.86	-
United States Treasury Bonds 3.88%	05-2043	1.56	6.42	-
United States Treasury Bonds 2.88%	05-2043	1.48	7.90	-
United States Treasury Bonds 2.38%	02-2042	1.44	9.34	-
⊖ United States Treasury Notes 1.88%	02-2032	1.28	10.62	-
United States Treasury Bonds 3.38%	08-2042	1.27	11.90	-
⊖ United States Treasury Notes 3.75%	04-2028	1.22	13.12	-
United States Treasury Bonds 2.88%	05-2052	1.22	14.34	-
United States Treasury Notes 3.88%	11-2027	1.21	15.55	-

Total Holdings 1972

⊕ Increase ⊖ Decrease ✱ New to Portfolio

BlackRock High Yield K BRHYX

Morningstar Category
High Yield Bond

Morningstar Index
ICE BofA US High Yield TR USD

Portfolio Manager(s)

Mitchell Garfin since 12-2009
David Delbos since 12-2014

Quantitative Screens

- ✔ Performance: The fund has finished in the High Yield Bond category's top three quartiles in 10 of the 10 years it's been in existence.
 - ✔ Management: The fund's management has been in place for 15.76 years.
- Style Consistency is not calculated for Fixed Income funds.
- ✔ Net Expense: The fund's expense ratio of 0.48 is 44.19% lower than the High Yield Bond category average.

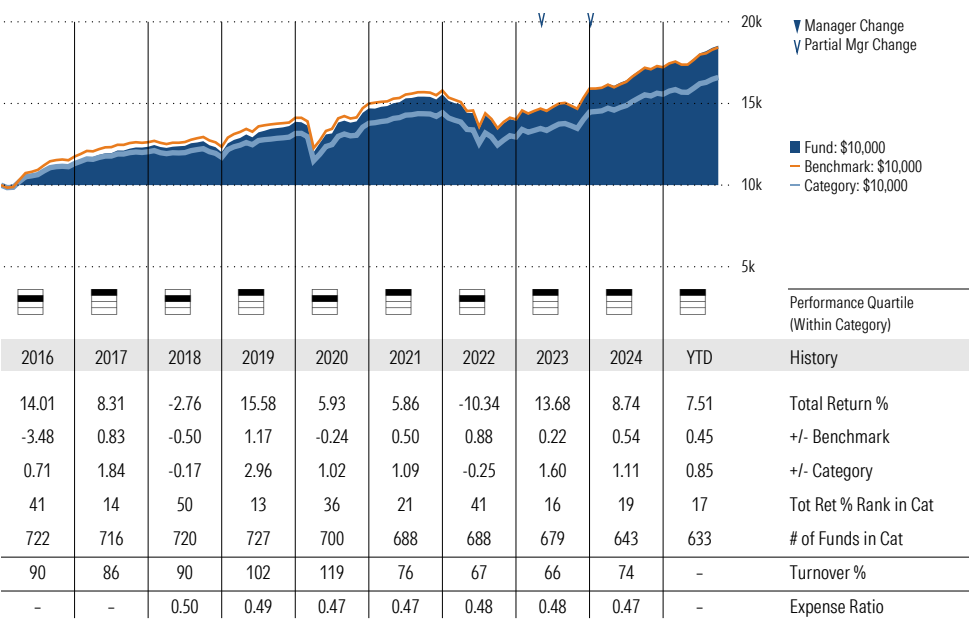
Morningstar Investment Management LLC Analysis

This fund passes all of Morningstar Investment Management's quantitative screens. Morningstar Investment Management has also assessed the fund from a qualitative perspective and, as a fiduciary, is comfortable recommending the fund's use in retirement plans.

ESG Metrics

Metric	Rating	Updated
ESG Commitment	2-Basic	02-15-2022

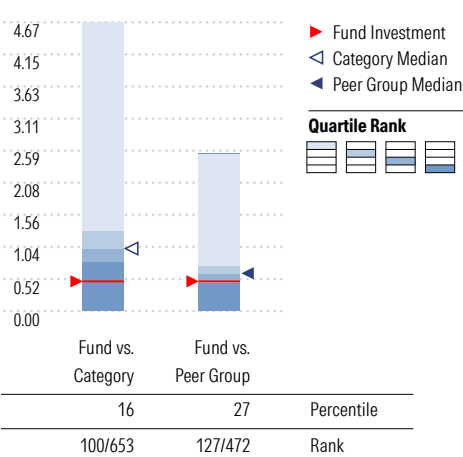
Growth of \$10,000



Trailing Performance



Net Expense



Peer group is a subset of the category and includes funds with the same management style (active vs. passive) and similar share class characteristics.

3-Year Risk Metrics

	Fund	Bmark	Cat
Alpha	0.55	-	0.24
Beta	0.99	-	0.90
R-Squared	98.92	-	91.30
Standard Deviation	5.00	5.03	4.75
Sharpe Ratio	1.22	1.13	1.04
Tracking Error	0.52	-	1.44
Information Ratio	0.90	-	-0.69
Up Capture Ratio	102.88	-	91.80
Down Capture Ratio	98.43	-	89.53

Portfolio Metrics

	Fund	Bmark	Cat
Avg Eff Duration	2.84	-	2.86
Avg Eff Maturity	-	-	4.80

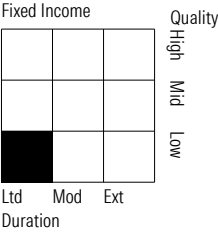
BlackRock High Yield K BRHYX

Morningstar Category
High Yield Bond

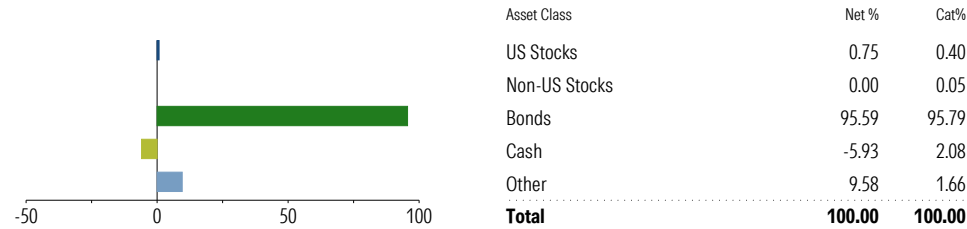
Morningstar Index
ICE BofA US High Yield TR USD

Style Analysis as of 09-30-2025

Style Breakdown

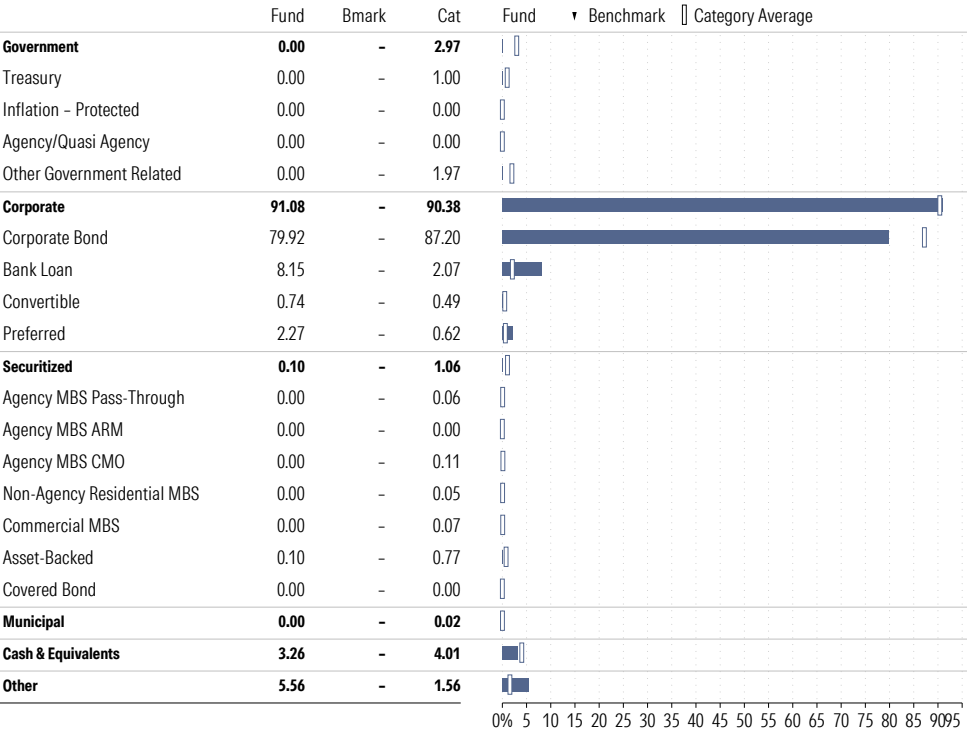


Asset Allocation as of 09-30-2025



Credit Rating Breakdown	Fund	Bmark	Cat
AAA	0.00	-	1.17
AA	0.00	-	0.56
A	0.00	-	0.08
BBB	3.56	-	4.54
BB	30.76	-	41.56
B	44.33	-	30.45
Below B	14.76	-	16.10
Not Rated	6.60	-	5.55

Sector Weighting as of 09-30-2025



Top 10 Holdings as of 09-30-2025

Name	Maturity Date	% Net Asset	Cumulative %	Fixed Income Sector
✱ Cash Offset	-	7.45	7.45	-
⊖ BlackRock Liquidity T-Fund Instl	-	3.18	10.63	-
⊖ iShares Broad USD High Yield Corp Bd ETF	-	2.46	13.09	-
⊖ Ice: (Cdx.Na.Hy.44.V1)	06-2030	2.38	15.47	-
⊖ EUR/USD Purchased	09-2025	1.30	16.77	-
⊕ EUR/USD Purchased	09-2025	1.29	18.06	-
⊖ USD CASH(Committed)	09-2025	1.23	19.29	-
HUB International Ltd.	01-2032	0.97	20.26	-
TRSWAP: IBOXHY INDEX	09-2025	0.95	21.21	-
1261229 Bc Ltd.	04-2032	0.91	22.12	-

Total Holdings 1528

⊕ Increase ⊖ Decrease ✱ New to Portfolio

Fidelity 500 Index FXAIX

Portfolio Manager(s)

Louis Bottari since 01-2009
Peter Matthew since 08-2012
Robert Regan since 12-2016
Payal Gupta since 06-2019
Navid Sohrabi since 08-2019

Quantitative Screens

- Performance: The fund has finished in the Large Blend category's top three quartiles in 10 of the 10 years it's been in existence.
- Management: The fund's management has been in place for 16.67 years.
- Style: The fund has landed in its primary style box — Large Blend — 75.76 % of the time over the past three years.
- Net Expense: The fund's expense ratio of 0.02 is 97.1% lower than the Large Blend category average.

Morningstar Investment Management LLC Analysis

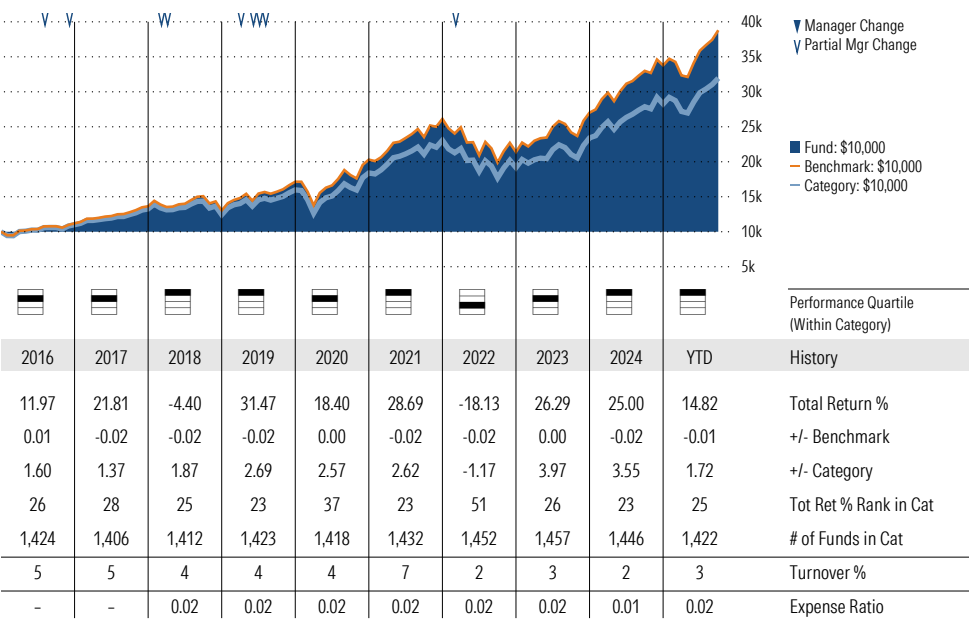
This fund passes all of Morningstar Investment Management's quantitative screens. Morningstar Investment Management has also assessed the fund from a qualitative perspective and, as a fiduciary, is comfortable recommending the fund's use in retirement plans.

ESG Metrics

Metric	Rating	Updated
Sustainability Rating	3	08-31-2025
ESG Commitment	1-Low	07-19-2023
Carbon Risk Score	Low Risk	12-31-2022

Morningstar Category	Morningstar Index
Large Blend	S&P 500 TR USD

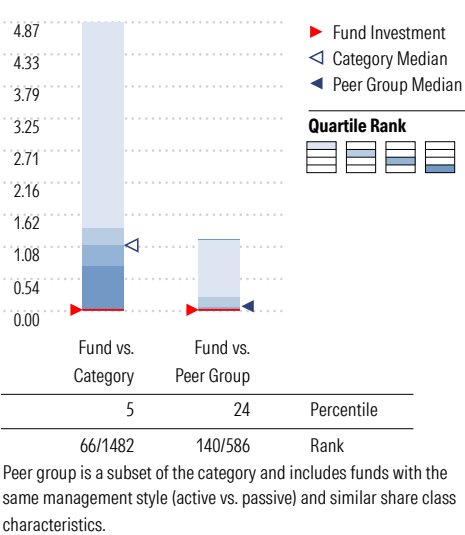
Growth of \$10,000



Trailing Performance



Net Expense



3-Year Risk Metrics

	Fund	Bmark	Cat
Alpha	-0.01	-	-1.59
Beta	1.00	-	0.99
R-Squared	100.00	-	93.13
Standard Deviation	13.37	13.37	13.72
Sharpe Ratio	1.38	1.38	1.21
Tracking Error	0.01	-	3.09
Information Ratio	-1.16	-	-1.71
Up Capture Ratio	99.96	-	95.42
Down Capture Ratio	99.96	-	103.55

Portfolio Metrics

	Fund	Bmark	Cat
Price/Earnings Ratio	27.23	28.13	27.25
Price/Book Ratio	4.92	5.10	5.28
Geom Avg Mkt Cap \$B	409.25	439.39	477.25
ROE	34.60	35.20	34.08

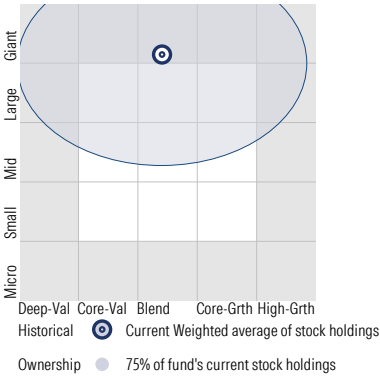
Fidelity 500 Index FXAIX

Morningstar Category
Large Blend

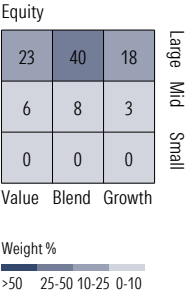
Morningstar Index
S&P 500 TR USD

Style Analysis as of 09-30-2025

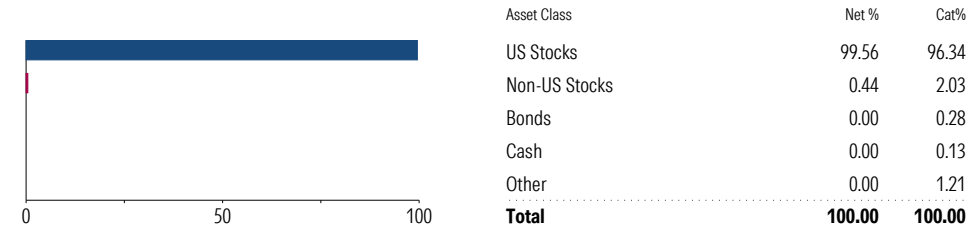
Morningstar Style Box™



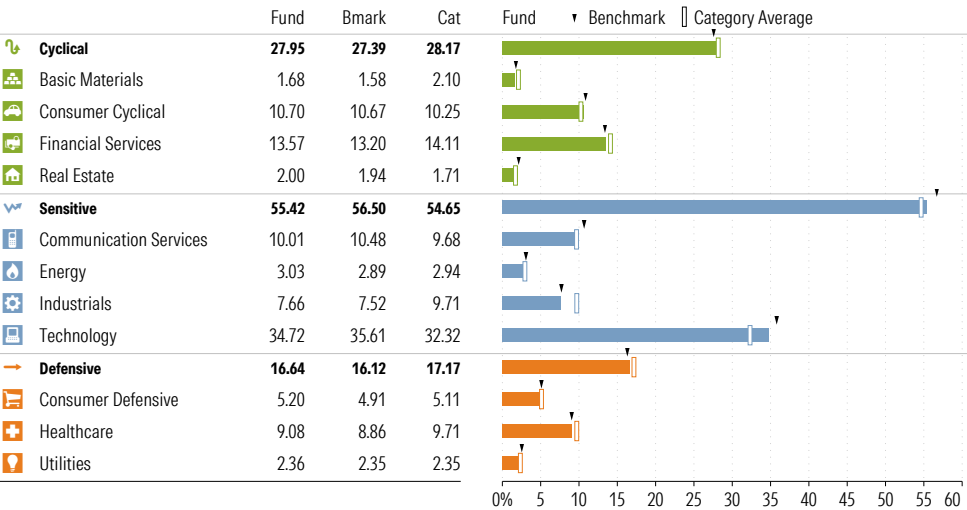
Style Breakdown



Asset Allocation as of 09-30-2025



Sector Weighting as of 09-30-2025



Top 15 Holdings as of 09-30-2025

Name	% Net Asset	Cumulative %	YTD Return %	Morningstar Sector
⊕ NVIDIA Corp	7.75	7.75	38.96	Technology
⊕ Microsoft Corp	6.87	14.61	23.47	Technology
⊕ Apple Inc	6.32	20.94	1.99	Technology
⊕ Amazon.com Inc	3.95	24.88	0.08	Consumer Cyclical
⊕ Meta Platforms Inc Class A	2.92	27.81	25.69	Communication Svc
⊕ Broadcom Inc	2.55	30.36	43.06	Technology
⊕ Alphabet Inc Class A	2.26	32.62	28.75	Communication Svc
⊕ Alphabet Inc Class C	1.83	34.44	28.21	Communication Svc
⊕ Tesla Inc	1.71	36.15	10.12	Consumer Cyclical
⊕ Berkshire Hathaway Inc Class B	1.68	37.83	10.91	Financial Services
⊕ JPMorgan Chase & Co	1.53	39.36	33.28	Financial Services
⊕ Visa Inc Class A	1.10	40.46	8.58	Financial Services
⊕ Eli Lilly and Co	1.05	41.51	-0.58	Healthcare
⊕ Netflix Inc	0.94	42.45	34.51	Communication Svc
⊕ Exxon Mobil Corp	0.90	43.35	7.58	Energy

Total Holdings 508

⊕ Increase ⊖ Decrease ✨ New to Portfolio

JPMorgan Large Cap Growth R6 JLGMX

Morningstar Category
Large Growth
Morningstar Index
Russell 1000 Growth TR USD

Portfolio Manager(s)

Giri Devulapally since 08-2004
Holly Morris since 11-2020
Joseph Wilson since 11-2020
Larry Lee since 11-2020
Robert Maloney since 11-2022

Quantitative Screens

- Performance: The fund has finished in the Large Growth category's top three quartiles in 9 of the 10 years it's been in existence.
- Management: The fund's management has been in place for 21.18 years.
- Style: The fund has landed in its primary style box — Large Growth — 100 % of the time over the past three years.
- Net Expense: The fund's expense ratio of 0.44 is 51.65% lower than the Large Growth category average.

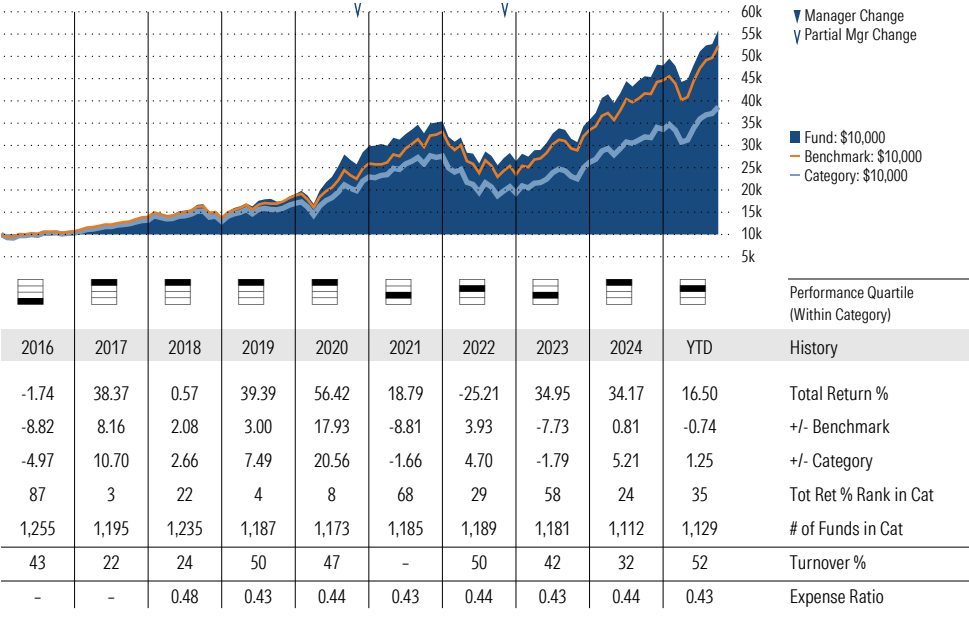
Morningstar Investment Management LLC Analysis

This fund passes all of Morningstar Investment Management's quantitative screens. Morningstar Investment Management has also assessed the fund from a qualitative perspective and, as a fiduciary, is comfortable recommending the fund's use in retirement plans.

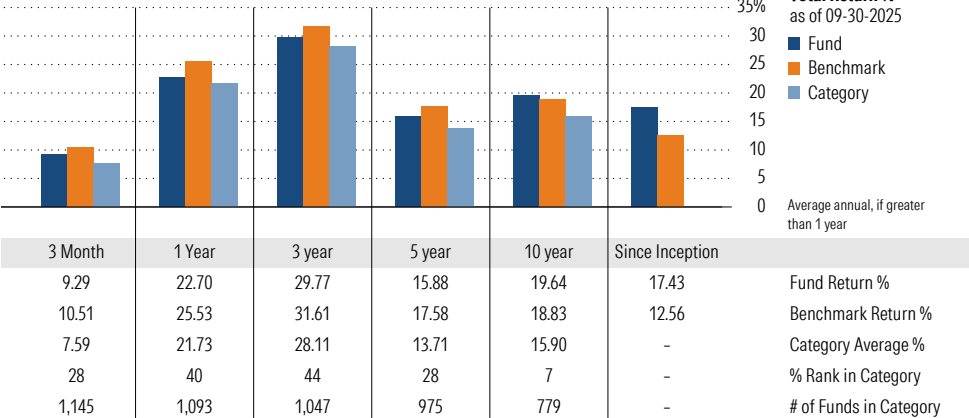
ESG Metrics

Metric	Rating	Updated
Sustainability Rating	2	08-31-2025
Carbon Risk Score	Low Risk	12-31-2022
ESG Commitment	2-Basic	04-07-2022

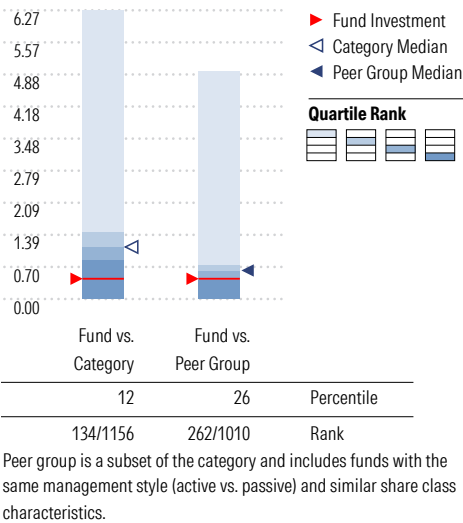
Growth of \$10,000



Trailing Performance



Net Expense



3-Year Risk Metrics

	Fund	Bmark	Cat
Alpha	-0.84	-	-2.66
Beta	0.98	-	1.00
R-Squared	95.62	-	89.18
Standard Deviation	15.93	15.91	16.99
Sharpe Ratio	1.42	1.51	1.27
Tracking Error	3.35	-	5.53
Information Ratio	-0.55	-	-0.74
Up Capture Ratio	98.11	-	95.21
Down Capture Ratio	105.59	-	107.36

Portfolio Metrics

	Fund	Bmark	Cat
Price/Earnings Ratio	36.10	38.61	35.44
Price/Book Ratio	10.93	13.60	10.12
Geom Avg Mkt Cap \$B	748.19	897.90	697.70
ROE	40.70	45.99	39.98

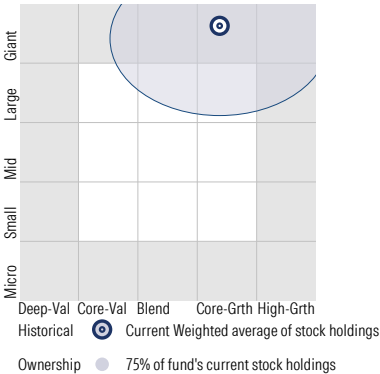
JPMorgan Large Cap Growth R6 JLGMX

Morningstar Category
Large Growth

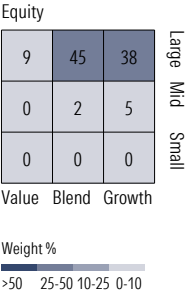
Morningstar Index
Russell 1000 Growth TR USD

Style Analysis as of 09-30-2025

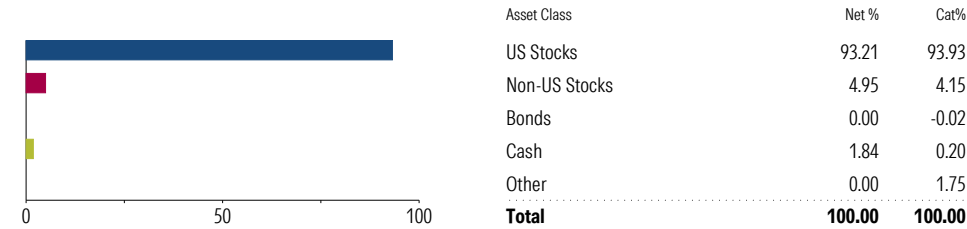
Morningstar Style Box™



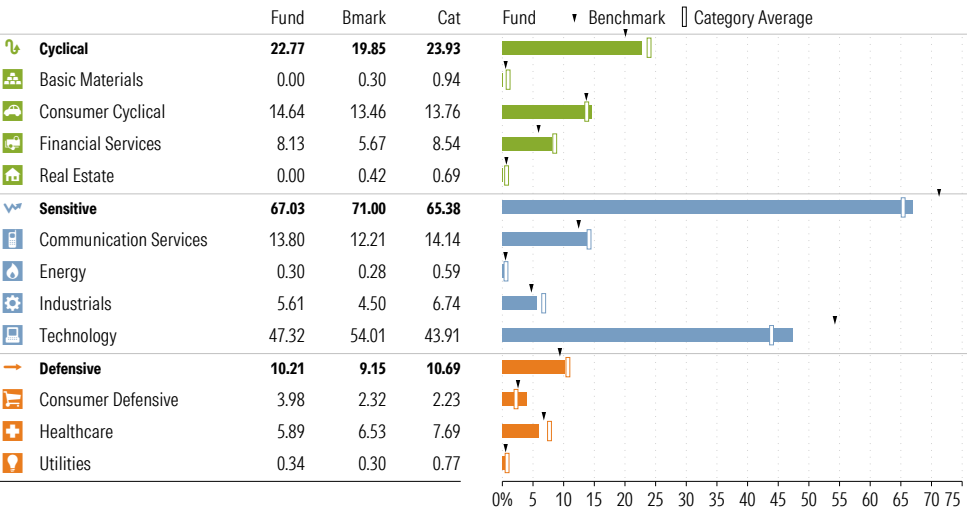
Style Breakdown



Asset Allocation as of 09-30-2025



Sector Weighting as of 09-30-2025



Top 15 Holdings as of 09-30-2025

Name	% Net Asset	Cumulative %	YTD Return %	Morningstar Sector
⊕ NVIDIA Corp	12.28	12.28	38.96	Technology
⊕ Microsoft Corp	11.24	23.53	23.47	Technology
⊕ Apple Inc	6.48	30.01	1.99	Technology
Meta Platforms Inc Class A	6.01	36.02	25.69	Communication Svc
Broadcom Inc	4.32	40.34	43.06	Technology
⊖ Amazon.com Inc	4.18	44.52	0.08	Consumer Cyclical
Alphabet Inc Class C	3.46	47.97	28.21	Communication Svc
Mastercard Inc Class A	3.03	51.00	8.45	Financial Services
Tesla Inc	2.64	53.65	10.12	Consumer Cyclical
⊖ Netflix Inc	2.36	56.01	34.51	Communication Svc
⊖ JPMorgan Prime Money Market Inst	1.83	57.84	-	-
⊕ Walmart Inc	1.77	59.60	14.85	Consumer Defensive
DoorDash Inc Ordinary Shares - Class A	1.56	61.17	62.14	Consumer Cyclical
⊕ Philip Morris International Inc	1.53	62.70	37.02	Consumer Defensive
⊖ 3M Co	1.33	64.03	21.91	Industrials

Total Holdings 76

⊕ Increase ⊖ Decrease ✱ New to Portfolio

JPMorgan US Equity R6 JUEMX

Morningstar Category
Large Blend

Morningstar Index
S&P 500 TR USD

Portfolio Manager(s)

Scott Davis since 08-2014
Shilpee Raina since 11-2021

Quantitative Screens

- Performance: The fund has finished in the Large Blend category's top three quartiles in 10 of the 10 years it's been in existence.
- Management: The fund's management has been in place for 11.13 years.
- Style: The fund has landed in its primary style box — Large Blend — 56.25 % of the time over the past three years.
- Net Expense: The fund's expense ratio of 0.44 is 36.23% lower than the Large Blend category average.

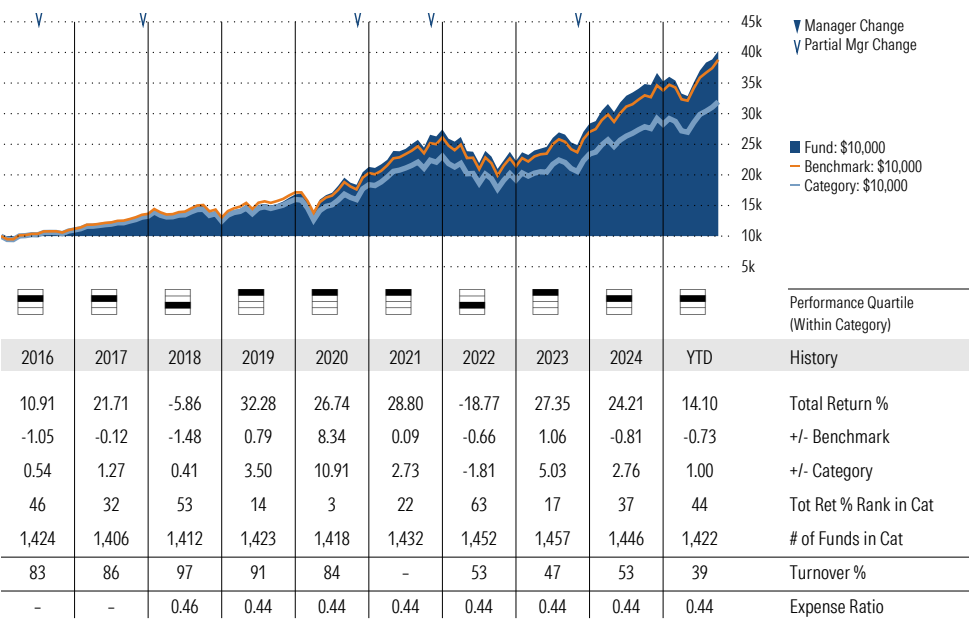
Morningstar Investment Management LLC Analysis

The fund fails our style consistency screen as, similar to the broad market and peers, it plots on the border with growth. We are not concerned with this screen failure.

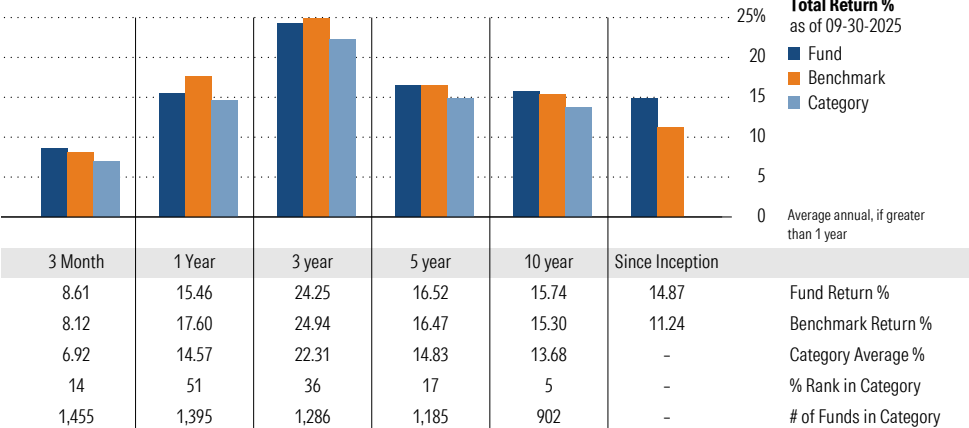
ESG Metrics

Metric	Rating	Updated
Sustainability Rating	3	08-31-2025
Carbon Risk Score	Low Risk	12-31-2022
ESG Commitment	2-Basic	03-11-2022

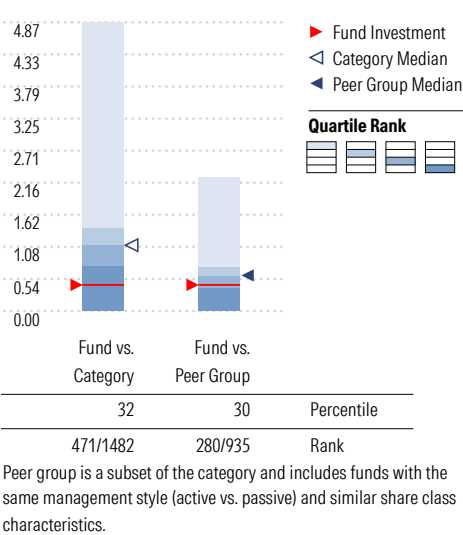
Growth of \$10,000



Trailing Performance



Net Expense



3-Year Risk Metrics

	Fund	Bmark	Cat
Alpha	-0.56	-	-1.59
Beta	1.00	-	0.99
R-Squared	97.73	-	93.13
Standard Deviation	13.54	13.37	13.72
Sharpe Ratio	1.32	1.38	1.21
Tracking Error	2.04	-	3.09
Information Ratio	-0.34	-	-1.71
Up Capture Ratio	100.01	-	95.42
Down Capture Ratio	105.09	-	103.55

Portfolio Metrics

	Fund	Bmark	Cat
Price/Earnings Ratio	28.51	28.13	27.25
Price/Book Ratio	5.57	5.10	5.28
Geom Avg Mkt Cap \$B	470.91	439.39	477.25
ROE	36.20	35.20	34.08

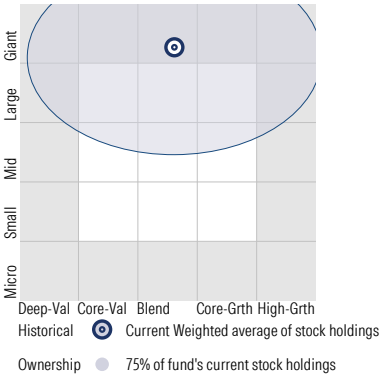
JPMorgan US Equity R6 JUEMX

Morningstar Category
Large Blend

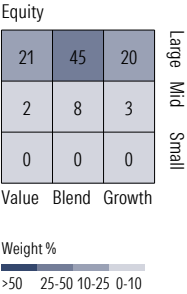
Morningstar Index
S&P 500 TR USD

Style Analysis as of 09-30-2025

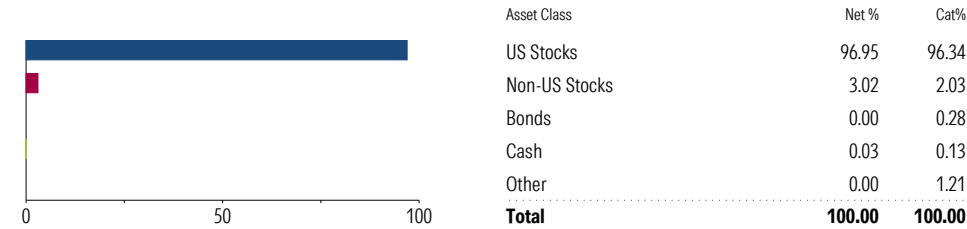
Morningstar Style Box™



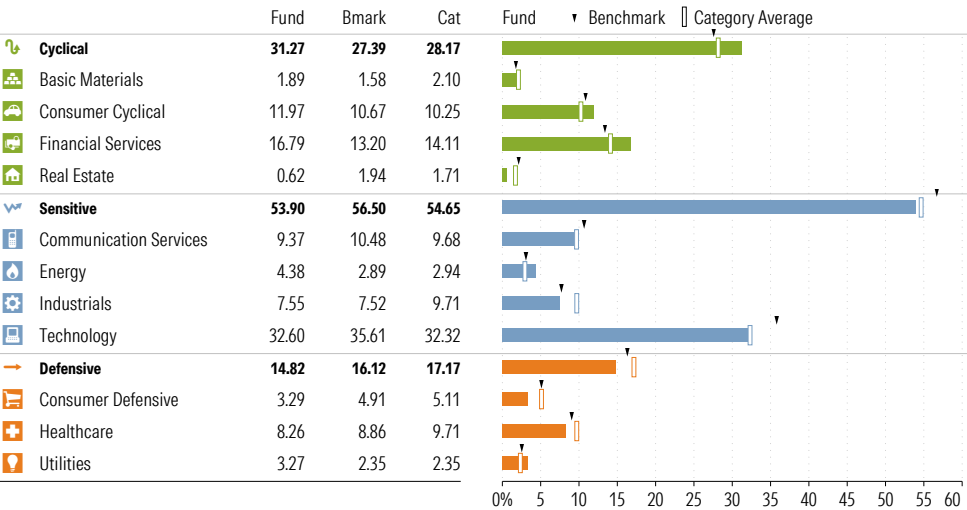
Style Breakdown



Asset Allocation as of 09-30-2025



Sector Weighting as of 09-30-2025



Top 15 Holdings as of 09-30-2025

Name	% Net Asset	Cumulative %	YTD Return %	Morningstar Sector
⊕ Microsoft Corp	8.57	8.57	23.47	Technology
⊕ NVIDIA Corp	8.24	16.82	38.96	Technology
⊕ Apple Inc	6.31	23.13	1.99	Technology
⊖ Amazon.com Inc	4.56	27.69	0.08	Consumer Cyclical
⊕ Meta Platforms Inc Class A	3.71	31.40	25.69	Communication Svc
⊕ Alphabet Inc Class A	3.67	35.06	28.75	Communication Svc
⊕ Mastercard Inc Class A	3.06	38.12	8.45	Financial Services
⊖ Wells Fargo & Co	3.02	41.14	21.11	Financial Services
⊖ Broadcom Inc	2.93	44.07	43.06	Technology
⊕ Baker Hughes Co Class A	2.64	46.71	20.45	Energy
⊕ American Express Co	2.53	49.24	12.71	Financial Services
⊕ NXP Semiconductors NV	2.44	51.68	11.03	Technology
⊕ Lowe's Companies Inc	2.40	54.08	3.25	Consumer Cyclical
⊕ McDonald's Corp	2.13	56.21	6.66	Consumer Cyclical
⊕ Walmart Inc	2.06	58.27	14.85	Consumer Defensive

Total Holdings 53

⊕ Increase ⊖ Decrease ✨ New to Portfolio

Loomis Sayles Investment Grade Bond N LGBNX

Morningstar Category
Intermediate Core-Plus Bond

Morningstar Index
Bloomberg US Agg Bond TR USD

Portfolio Manager(s)

Matthew Eagan since 09-2006
Brian Kennedy since 02-2013

Quantitative Screens

- Performance: The fund has finished in the Intermediate Core-Plus Bond category's top three quartiles in 10 of the 10 years it's been in existence.
- Management: The fund's management has been in place for 19.01 years.
- Style Consistency is not calculated for Fixed Income funds.
- Net Expense: The fund's expense ratio of 0.43 is 43.42% lower than the Intermediate Core-Plus Bond category average.

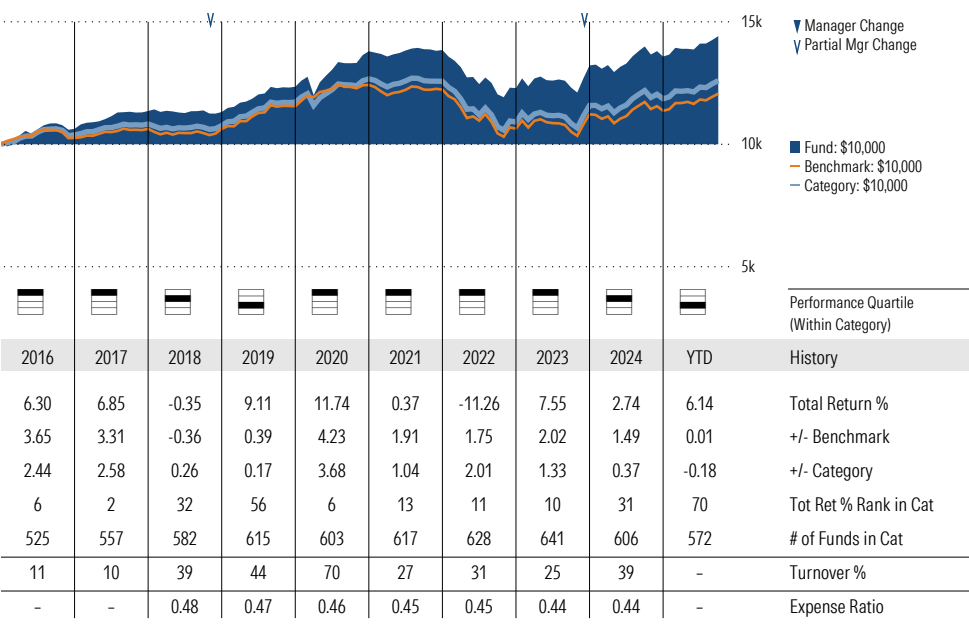
Morningstar Investment Management LLC Analysis

This fund passes all of Morningstar Investment Management's quantitative screens. Morningstar Investment Management has also assessed the fund from a qualitative perspective and, as a fiduciary, is comfortable recommending the fund's use in retirement plans.

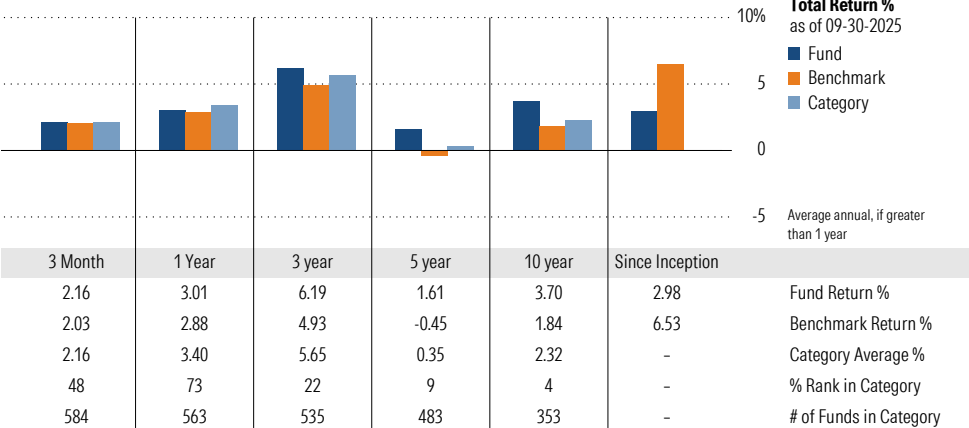
ESG Metrics

Metric	Rating	Updated
Sustainability Rating	2	08-31-2025
ESG Commitment	1-Low	02-15-2022

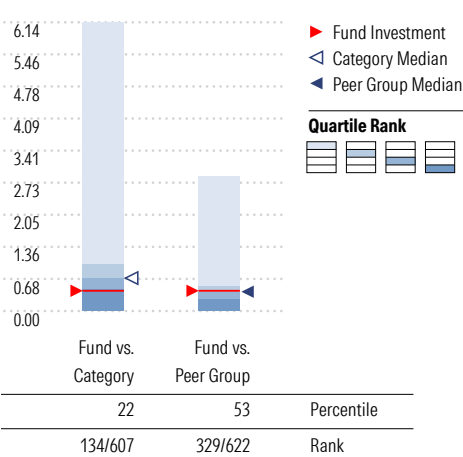
Growth of \$10,000



Trailing Performance



Net Expense



Peer group is a subset of the category and includes funds with the same management style (active vs. passive) and similar share class characteristics.

3-Year Risk Metrics

	Fund	Bmark	Cat
Alpha	1.35	-	0.57
Beta	0.97	-	1.00
R-Squared	98.50	-	96.31
Standard Deviation	6.29	6.44	6.53
Sharpe Ratio	0.21	0.02	0.11
Tracking Error	0.80	-	1.21
Information Ratio	1.58	-	0.61
Up Capture Ratio	99.55	-	101.00
Down Capture Ratio	81.48	-	93.70

Portfolio Metrics

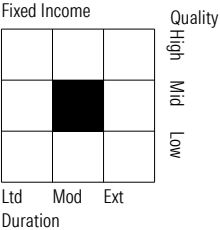
	Fund	Bmark	Cat
Avg Eff Duration	5.23	4.43	5.67
Avg Eff Maturity	8.24	-	7.96

Loomis Sayles Investment Grade Bond N LGBNX

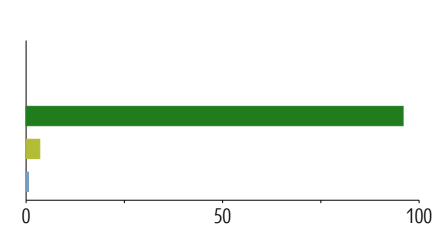
Morningstar Category Morningstar Index
Intermediate Core-Plus Bond Bloomberg US Agg Bond TR USD

Style Analysis as of 09-30-2025

Style Breakdown



Asset Allocation as of 09-30-2025



Asset Class	Net %	Cat%
US Stocks	0.00	0.11
Non-US Stocks	0.00	0.00
Bonds	95.92	107.96
Cash	3.48	-8.91
Other	0.61	0.83
Total	100.00	100.00

Credit Rating Breakdown

	Fund	Bmark	Cat
AAA	29.59	3.53	16.91
AA	3.39	74.59	41.09
A	12.06	10.82	11.85
BBB	42.82	8.32	18.87
BB	4.28	0.28	5.65
B	1.16	0.00	2.34
Below B	0.33	0.00	0.72
Not Rated	6.37	2.46	2.57

Sector Weighting as of 09-30-2025

	Fund	Bmark	Cat	Fund	Benchmark	Category Average
Government	29.19	-	30.50			
Treasury	15.79	-	17.62			
Inflation - Protected	0.00	-	0.59			
Agency/Quasi Agency	0.00	-	0.37			
Other Government Related	13.40	-	11.92			
Corporate	45.42	-	25.88			
Corporate Bond	41.79	-	24.92			
Bank Loan	3.10	-	0.34			
Convertible	0.12	-	0.03			
Preferred	0.41	-	0.59			
Securitized	22.28	-	37.61			
Agency MBS Pass-Through	0.00	-	23.24			
Agency MBS ARM	0.16	-	0.08			
Agency MBS CMO	0.11	-	3.04			
Non-Agency Residential MBS	0.84	-	0.30			
Commercial MBS	2.15	-	1.61			
Asset-Backed	19.02	-	9.34			
Covered Bond	0.00	-	0.00			
Municipal	0.03	-	0.56			
Cash & Equivalents	3.07	-	0.90			
Other	0.00	-	4.55			

Top 10 Holdings as of 09-30-2025

Name	Maturity Date	% Net Asset	Cumulative %	Fixed Income Sector
⊕ Ultra 10 Year US Treasury Note Future Dec 25	12-2025	12.69	12.69	-
⊕ 2 Year Treasury Note Future Dec 25	12-2025	12.45	25.13	-
United States Treasury Bonds 4.75%	02-2045	6.08	31.21	-
United States Treasury Bonds 5%	05-2045	4.43	35.65	-
⊕ Fixed Inc Clearing Corp.Repo	09-2025	3.37	39.01	-
United States Treasury Notes 3.875%	04-2030	2.80	41.81	-
⊕ Us Ultra Bond Cbt Dec25 Xcbt 20251219	12-2025	2.74	44.55	-
United States Treasury Bonds 4.25%	08-2054	2.39	46.93	-
Continental Resources, Inc. 5.75%	01-2031	0.86	47.80	-
United States Treasury Bonds 4.25%	02-2054	0.80	48.59	-

Total Holdings 990

⊕ Increase ⊖ Decrease ✱ New to Portfolio

Neuberger Berman Real Estate R6 NRREX

Morningstar Category
Real Estate

Morningstar Index
S&P United States REIT TR USD

Portfolio Manager(s)

Steve Shigekawa since 12-2005
Brian Jones since 10-2008
Archena Alagappan since 04-2024

Quantitative Screens

- Performance: The fund has finished in the Real Estate category's top three quartiles in 8 of the 10 years it's been in existence.
- Management: The fund's management has been in place for 19.76 years.
- Style: The fund has landed in its primary style box — Mid-Cap Blend — 91.18 % of the time over the past three years.
- Net Expense: The fund's expense ratio of 0.75 is 33.63% lower than the Real Estate category average.

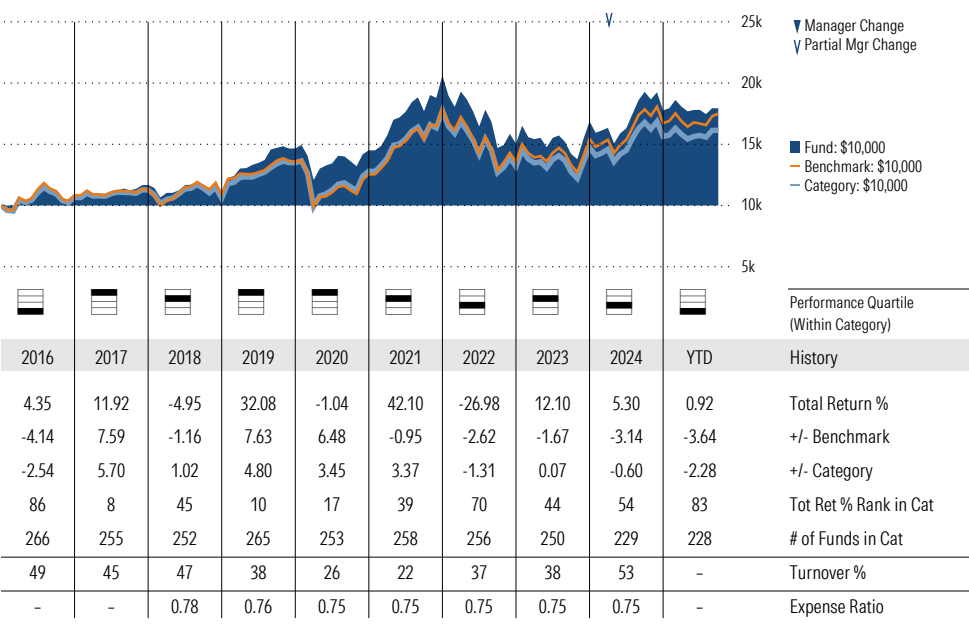
Morningstar Investment Management LLC Analysis

Neuberger Berman Real Estate fund has struggled with weak relative performance since 2022. Although underperformance in those years wasn't dramatic, the cumulative effect has been significant and the fund's bottom-quintile performance for the first three quarters of 2025 has further dragged down its trailing return rankings. We are placing the fund on watch while we assess the team's ability to deliver competitive risk-adjusted results.

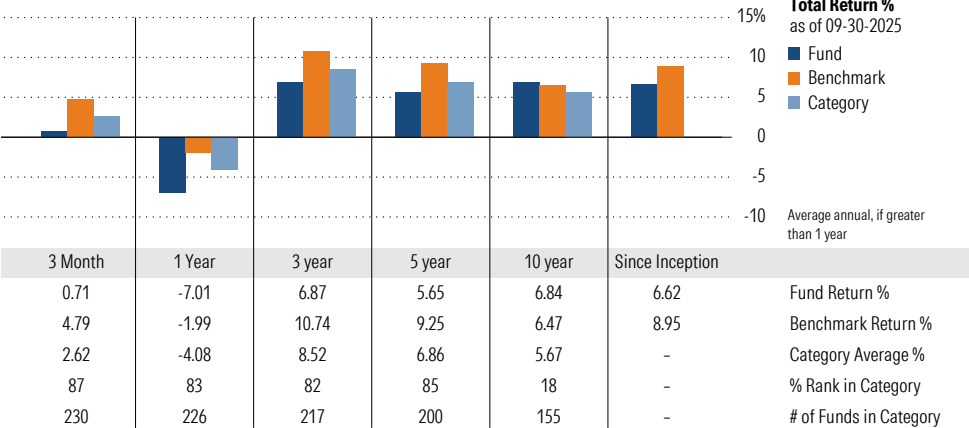
ESG Metrics

Metric	Rating	Updated
Sustainability Rating	3	08-31-2025
Carbon Risk Score	Low Risk	12-31-2022

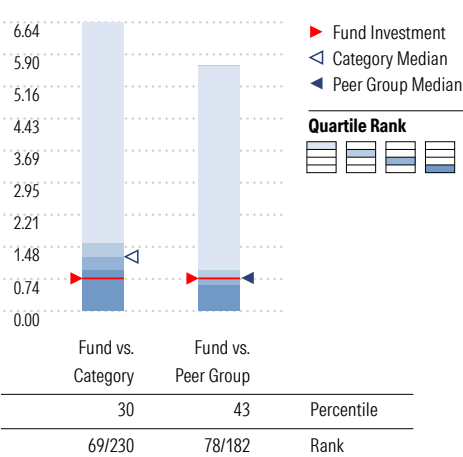
Growth of \$10,000



Trailing Performance



Net Expense



Peer group is a subset of the category and includes funds with the same management style (active vs. passive) and similar share class characteristics.

3-Year Risk Metrics

	Fund	Bmark	Cat
Alpha	-3.50	-	-1.92
Beta	1.00	-	0.96
R-Squared	95.74	-	93.09
Standard Deviation	17.38	17.05	16.96
Sharpe Ratio	0.18	0.39	0.22
Tracking Error	3.59	-	4.02
Information Ratio	-1.08	-	-0.71
Up Capture Ratio	90.53	-	90.53
Down Capture Ratio	103.67	-	97.73

Portfolio Metrics

	Fund	Bmark	Cat
Price/Earnings Ratio	23.43	38.46	35.69
Price/Book Ratio	2.37	2.42	2.89
Geom Avg Mkt Cap \$B	29.21	9.35	37.63
ROE	12.84	9.56	14.86

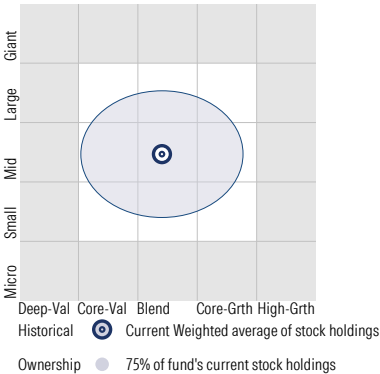
Neuberger Berman Real Estate R6 NRREX

Morningstar Category
Real Estate

Morningstar Index
S&P United States REIT TR USD

Style Analysis as of 09-30-2025

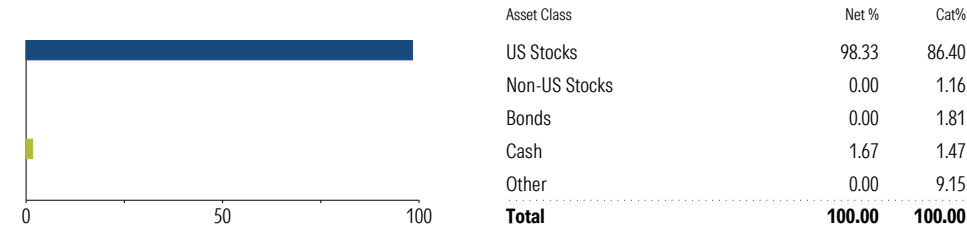
Morningstar Style Box™



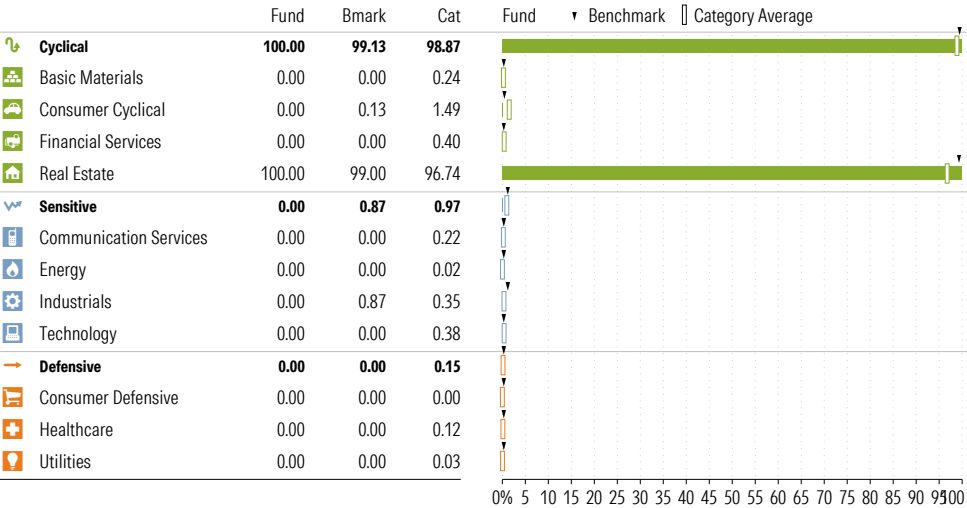
Style Breakdown



Asset Allocation as of 09-30-2025



Sector Weighting as of 09-30-2025



Top 15 Holdings as of 09-30-2025

Name	% Net Asset	Cumulative %	YTD Return %	Morningstar Sector
Welltower Inc	9.70	9.70	43.00	Real Estate
American Tower Corp	9.46	19.16	7.64	Real Estate
Prologis Inc	7.31	26.47	11.21	Real Estate
Equinix Inc	5.53	32.00	-15.44	Real Estate
AvalonBay Communities Inc	5.10	37.10	-9.80	Real Estate
Public Storage	4.66	41.76	-0.53	Real Estate
Ventas Inc	4.37	46.13	21.29	Real Estate
SBA Communications Corp Class A	3.75	49.88	-3.49	Real Estate
Iron Mountain Inc	3.05	52.93	-0.78	Real Estate
Kimco Realty Corp	2.96	55.88	-3.54	Real Estate
Simon Property Group Inc	2.93	58.81	12.66	Real Estate
Invitation Homes Inc	2.91	61.72	-5.54	Real Estate
UDR Inc	2.70	64.42	-11.21	Real Estate
Extra Space Storage Inc	2.50	66.92	-2.54	Real Estate
Equity Lifestyle Properties Inc	2.46	69.38	-6.54	Real Estate

Total Holdings 36

⊕ Increase ⊖ Decrease ✱ New to Portfolio

PIMCO Commodity Real Ret Strat Instl PCRIX

Morningstar Category
Commodities Broad Basket

Morningstar Index
Bloomberg Commodity TR USD

Portfolio Manager(s)

Greg Sharenow since 11-2018
Stephen Rodosky since 01-2019
Andrew Dewitt since 02-2022
Daniel He since 06-2025
Michael Cudzil since 06-2025

Quantitative Screens

✔ Performance: The fund has finished in the Commodities Broad Basket category's top three quartiles in 8 of the 10 years it's been in existence.

✔ Management: The fund's management has been in place for 6.92 years.

Style Consistency is not calculated for Fixed Income funds.

✔ Net Expense: The fund's expense ratio of 0.9 is 7.22% lower than the Commodities Broad Basket category average.

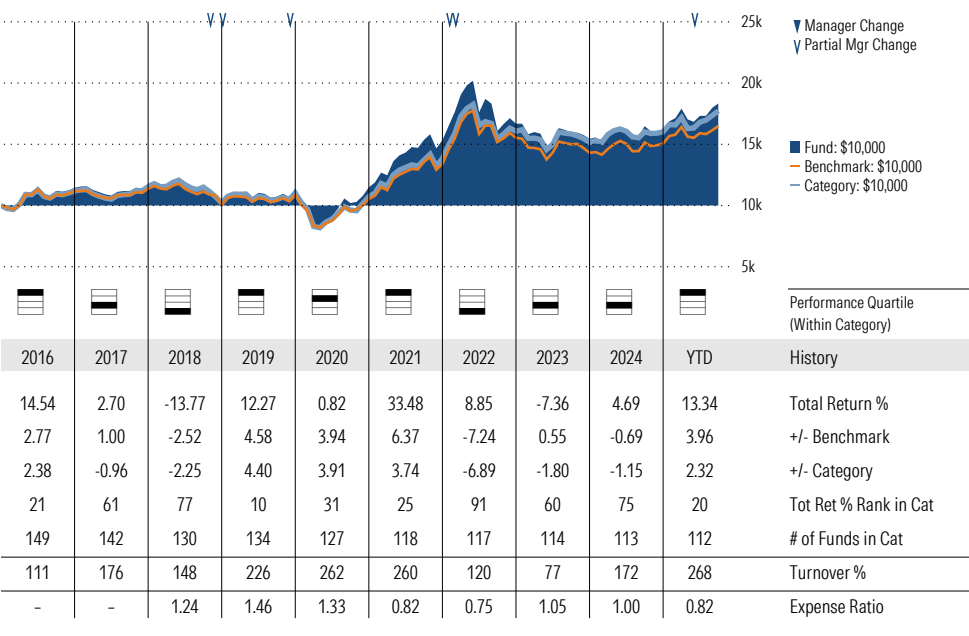
Morningstar Investment Management LLC Analysis

This fund passes all of Morningstar Investment Management's quantitative screens. Morningstar Investment Management has also assessed the fund from a qualitative perspective and, as a fiduciary, is comfortable recommending the fund's use in retirement plans.

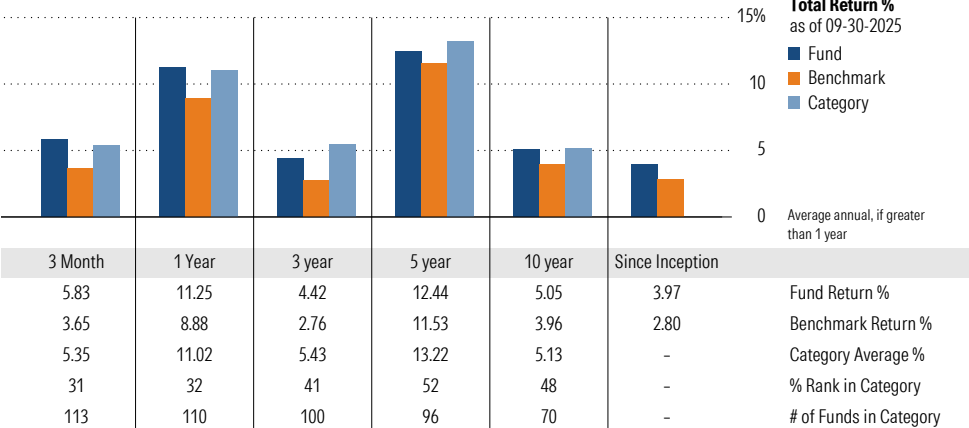
ESG Metrics

Metric	Rating	Updated
Sustainability Rating	3	08-31-2025

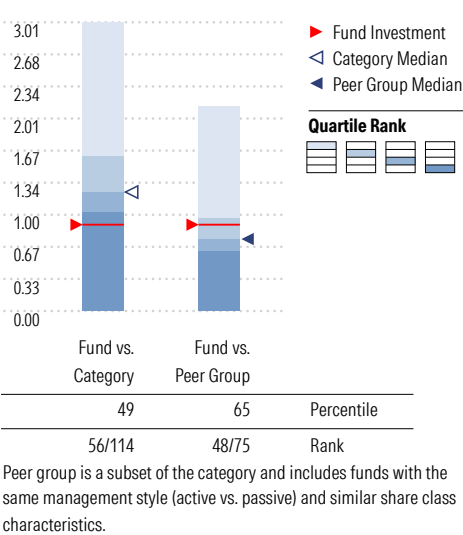
Growth of \$10,000



Trailing Performance



Net Expense



3-Year Risk Metrics

	Fund	Bmark	Cat
Alpha	1.51	-	2.09
Beta	1.06	-	0.94
R-Squared	95.11	-	81.99
Standard Deviation	10.62	9.77	10.36
Sharpe Ratio	0.00	-0.18	0.00
Tracking Error	2.42	-	4.06
Information Ratio	0.69	-	0.28
Up Capture Ratio	110.43	-	94.48
Down Capture Ratio	99.25	-	78.15

Portfolio Metrics

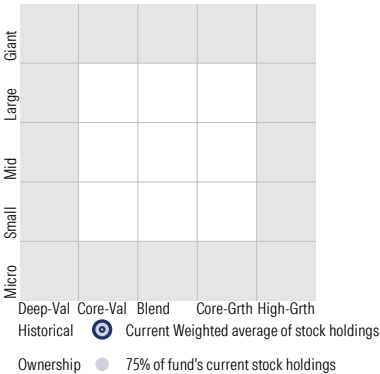
	Fund	Bmark	Cat
Price/Earnings Ratio	12.27	-	-
Price/Book Ratio	3.56	-	1.52
Geom Avg Mkt Cap \$B	16.44	-	15.01
ROE	29.97	-	11.03

PIMCO Commodity Real Ret Strat Instl PCRIX

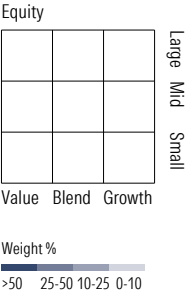
Morningstar Category
Commodities Broad Basket

Morningstar Index
Bloomberg Commodity TR USD

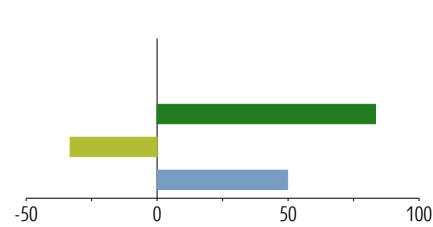
Style Analysis as of 09-30-2025
Morningstar Style Box™



Style Breakdown

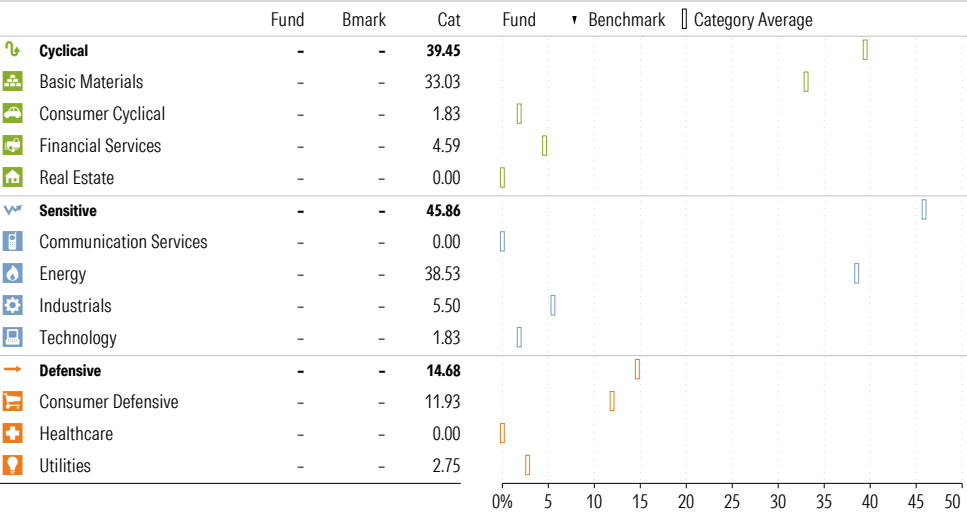


Asset Allocation as of 09-30-2025



Asset Class	Net %	Cat%
US Stocks	0.00	3.74
Non-US Stocks	0.00	0.87
Bonds	83.36	28.38
Cash	-33.19	46.36
Other	49.82	20.65
Total	100.00	100.00

Sector Weighting as of 09-30-2025



Top 15 Holdings as of 09-30-2025

Name	% Net Asset	Cumulative %	YTD Return %	Morningstar Sector
⊖ 2 Year Treasury Note Future Sept 25	26.20	26.20	-	-
⊕ 3 Month Euribor Future Sept26	21.18	47.38	-	-
⊖ 3 Month Euribor Future Sept25	21.17	68.55	-	-
⊕ IRS EUR 2.25000 09/17/25-10Y LCH Pay	15.15	83.70	-	-
⊕ IRS EUR 2.25000 09/17/25-10Y LCH Receive	14.68	98.38	-	-
⊕ JAPANESE YEN Sold	13.93	112.31	-	-
⊕ Pimco Cayman Cmdty Fd Ltd Instl	13.80	126.11	-	-
⊖ U S TIPS REV REPO	13.64	139.75	-	-
⊕ JAPANESE YEN Purchased	13.44	153.19	-	-
⊕ TRS R 4.46/91282CDC2 BPS	12.41	165.59	-	-
⊕ 5 Year Treasury Note Future Sept 25	11.99	177.59	-	-
⊕ TRS R FEDL01+15/9128283R9 SOG	10.01	187.60	-	-
✱ Offset: Unsettled Trades	9.77	197.37	-	-
⊖ US Treasury Bond Future Sept 25	8.33	205.70	-	-
✱ Cash Offset	8.32	214.02	-	-

Total Holdings 670

⊕ Increase ⊖ Decrease ✱ New to Portfolio

PIMCO International Bond (USD-Hdg) Instl PFORX

Morningstar Category
Global Bond-USD Hedged

Morningstar Index
Bloomberg US Agg Bond TR USD

Portfolio Manager(s)

Andrew Balls since 09-2014
Lorenzo Pagani since 09-2014
Sachin Gupta since 09-2014

Quantitative Screens

✔ Performance: The fund has finished in the Global Bond-USD Hedged category's top three quartiles in 10 of the 10 years it's been in existence.

✔ Management: The fund's management has been in place for 11.02 years.

Style Consistency is not calculated for Fixed Income funds.

✔ Net Expense: The fund's expense ratio of 0.57 is 14.93% lower than the Global Bond-USD Hedged category average.

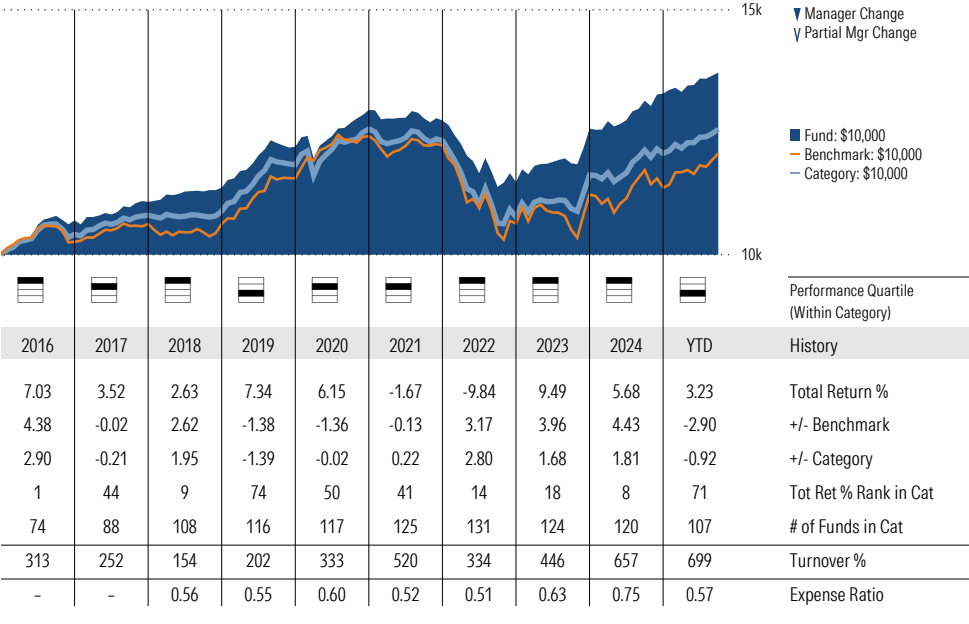
Morningstar Investment Management LLC Analysis

This fund passes all of Morningstar Investment Management's quantitative screens. Morningstar Investment Management has also assessed the fund from a qualitative perspective and, as a fiduciary, is comfortable recommending the fund's use in retirement plans.

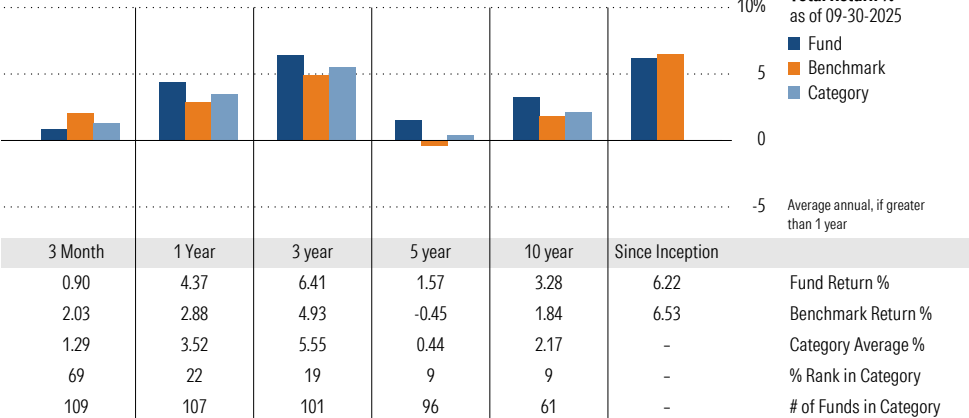
ESG Metrics

Metric	Rating	Updated
Sustainability Rating	3	08-31-2025

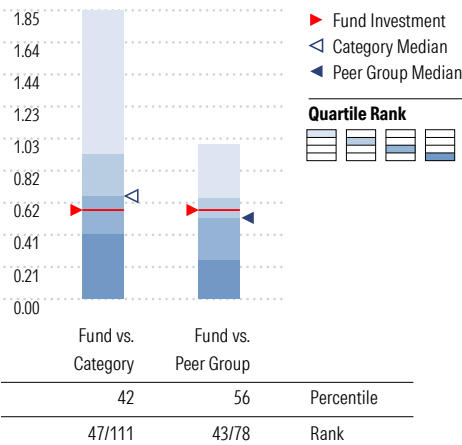
Growth of \$10,000



Trailing Performance



Net Expense



Peer group is a subset of the category and includes funds with the same management style (active vs. passive) and similar share class characteristics.

3-Year Risk Metrics

	Fund	Bmark	Cat
Alpha	3.96	-	2.08
Beta	0.46	-	0.71
R-Squared	69.33	-	82.64
Standard Deviation	3.59	6.44	4.96
Sharpe Ratio	0.39	0.02	0.15
Tracking Error	3.99	-	2.83
Information Ratio	0.37	-	0.27
Up Capture Ratio	63.51	-	78.51
Down Capture Ratio	16.81	-	53.16

Portfolio Metrics

	Fund	Bmark	Cat
Avg Eff Duration	7.49	4.43	6.47
Avg Eff Maturity	9.11	-	8.58

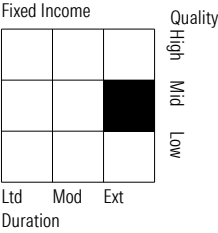
PIMCO International Bond (USD-Hdg) Instl PFORX

Morningstar Category
Global Bond-USD Hedged

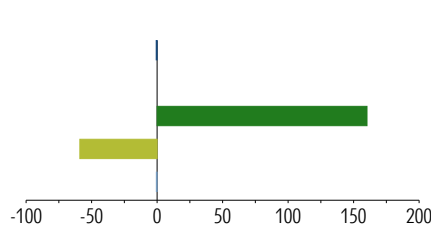
Morningstar Index
Bloomberg US Agg Bond TR USD

Style Analysis as of 09-30-2025

Style Breakdown



Asset Allocation as of 09-30-2025



Asset Class	Net %	Cat%
US Stocks	-0.69	-0.03
Non-US Stocks	0.00	0.00
Bonds	160.23	115.45
Cash	-58.97	-5.98
Other	-0.58	-9.44
Total	100.00	100.00

Credit Rating Breakdown

	Fund	Bmark	Cat
AAA	11.45	3.53	16.65
AA	52.26	74.59	26.61
A	13.58	10.82	27.91
BBB	18.91	8.32	18.77
BB	2.34	0.28	6.04
B	0.43	0.00	1.51
Below B	1.03	0.00	0.21
Not Rated	0.00	2.46	2.30

Sector Weighting as of 09-30-2025

	Fund	Bmark	Cat	Fund	Benchmark	Category Average
Government	44.35	-	44.40			
Treasury	8.72	-	25.62			
Inflation - Protected	0.73	-	1.55			
Agency/Quasi Agency	1.46	-	3.59			
Other Government Related	33.44	-	13.64			
Corporate	2.77	-	16.01			
Corporate Bond	2.57	-	15.83			
Bank Loan	0.19	-	0.10			
Convertible	0.00	-	0.00			
Preferred	0.01	-	0.08			
Securitized	12.47	-	8.53			
Agency MBS Pass-Through	9.06	-	5.56			
Agency MBS ARM	0.00	-	0.00			
Agency MBS CMO	0.20	-	0.35			
Non-Agency Residential MBS	0.82	-	0.56			
Commercial MBS	0.14	-	0.24			
Asset-Backed	1.71	-	1.49			
Covered Bond	0.54	-	0.33			
Municipal	0.03	-	0.08			
Cash & Equivalents	24.11	-	6.32			
Other	16.25	-	24.66			

Top 10 Holdings as of 09-30-2025

Name	Maturity Date	% Net Asset	Cumulative %	Fixed Income Sector
✱ Offset: Unsettled Trades	-	19.82	19.82	-
⊖ EUROPEAN MONETARY UNION EURO Purchased	08-2025	16.38	36.20	-
⊖ EUROPEAN MONETARY UNION EURO Sold	08-2025	16.38	52.58	-
⊕ IRS EUR 2.25000 09/17/25-5Y LCH Pay	09-2030	15.77	68.35	-
⊕ IRS EUR 2.25000 09/17/25-5Y LCH Receive	09-2030	15.75	84.10	-
⊕ CDX IG44 5Y ICE	06-2030	14.21	98.31	-
⊕ IRS EUR 2.25000 09/17/25-10Y LCH Pay	09-2035	13.02	111.33	-
⊕ IRS EUR 2.25000 09/17/25-10Y LCH Receive	09-2035	12.61	123.94	-
⊕ IRS CNY 1.50000 03/18/26-4Y* LCH Receive	06-2030	12.57	136.51	-
⊕ IRS CNY 1.50000 03/18/26-4Y* LCH Pay	06-2030	12.56	149.07	-

Total Holdings 1898

⊕ Increase ⊖ Decrease ✱ New to Portfolio

Vanguard Emerging Mkts Stock Idx Adm VEMAX

Morningstar Category
Diversified Emerging Mkts

Morningstar Index
MSCI EM NR USD

Portfolio Manager(s)

Michael Perre since 08-2008
Jeffrey Miller since 02-2016
John Kraynak since 02-2025

Quantitative Screens

- Performance: The fund has finished in the Diversified Emerging Mkts category's top three quartiles in 10 of the 10 years it's been in existence.
- Management: The fund's management has been in place for 17.1 years.
- Style: The fund has landed in its primary style box — Large Blend — 100 % of the time over the past three years.
- Net Expense: The fund's expense ratio of 0.13 is 87.96% lower than the Diversified Emerging Mkts category average.

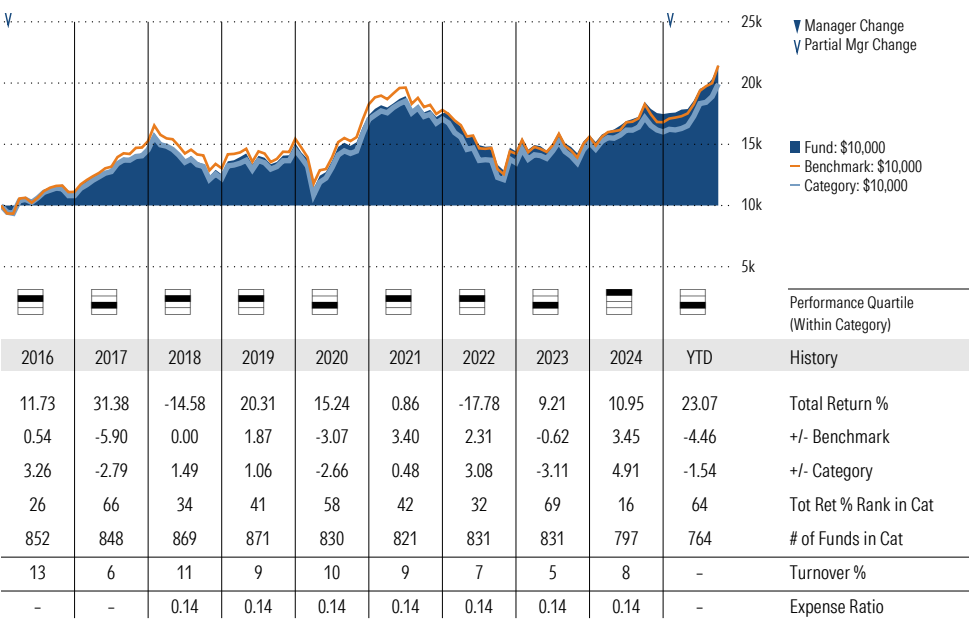
Morningstar Investment Management LLC Analysis

This fund passes all of Morningstar Investment Management's quantitative screens. Morningstar Investment Management has also assessed the fund from a qualitative perspective and, as a fiduciary, is comfortable recommending the fund's use in retirement plans.

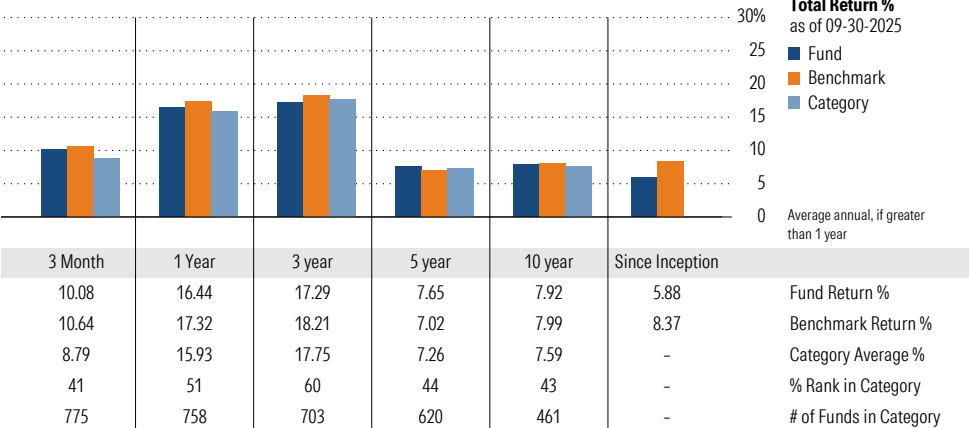
ESG Metrics

Metric	Rating	Updated
Sustainability Rating	2	08-31-2025
Carbon Risk Score	Medium Risk	12-31-2022
ESG Commitment	1-Low	02-15-2022

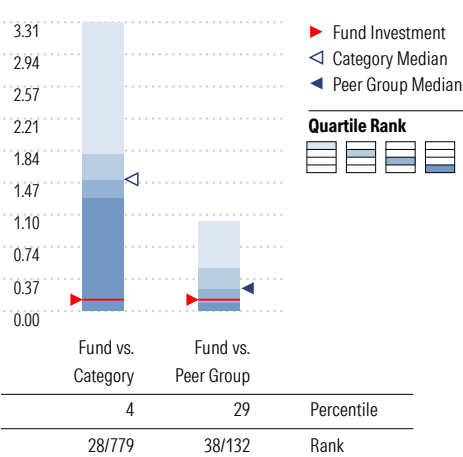
Growth of \$10,000



Trailing Performance



Net Expense



Peer group is a subset of the category and includes funds with the same management style (active vs. passive) and similar share class characteristics.

3-Year Risk Metrics

	Fund	Bmark	Cat
Alpha	0.72	-	1.14
Beta	0.91	-	0.91
R-Squared	96.47	-	86.04
Standard Deviation	14.53	15.75	15.43
Sharpe Ratio	0.83	0.83	0.82
Tracking Error	3.10	-	5.72
Information Ratio	-0.30	-	-0.07
Up Capture Ratio	92.33	-	92.73
Down Capture Ratio	89.07	-	87.42

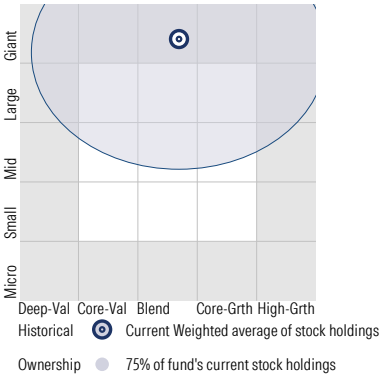
Portfolio Metrics

	Fund	Bmark	Cat
Price/Earnings Ratio	14.90	14.23	13.69
Price/Book Ratio	2.04	2.02	2.08
Geom Avg Mkt Cap \$B	37.58	65.29	69.39
ROE	18.50	19.48	21.18

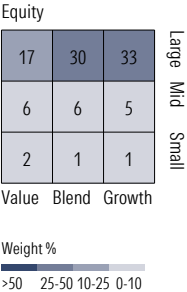
Vanguard Emerging Mkts Stock Idx Adm VEMAX

Morningstar Category Diversified Emerging Mkts Morningstar Index MSCI EM NR USD

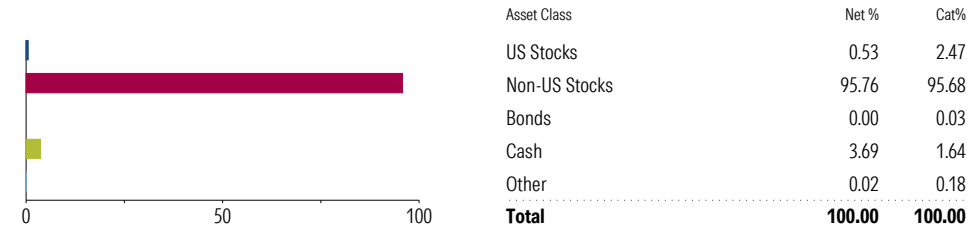
Style Analysis as of 09-30-2025 Morningstar Style Box™



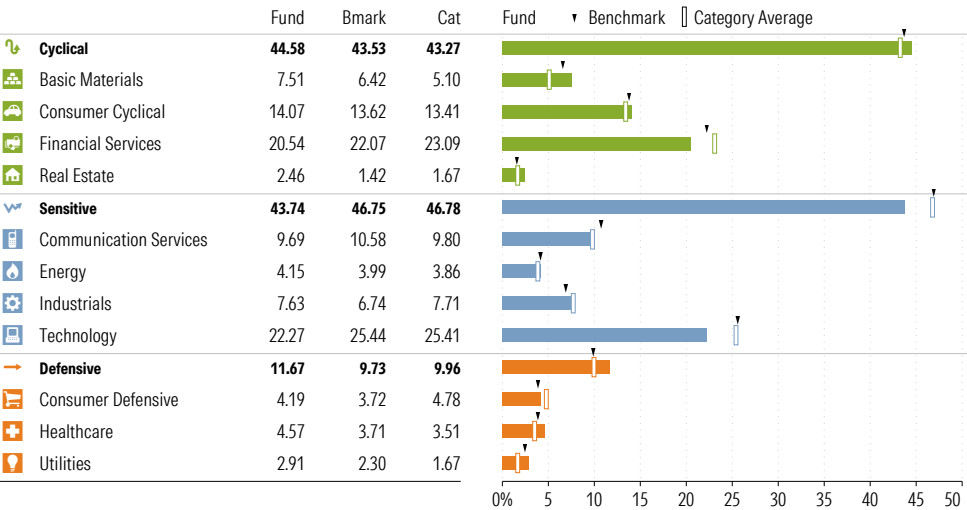
Style Breakdown




Asset Allocation as of 09-30-2025



Sector Weighting as of 09-30-2025



World Regions % Equity 09-30-2025



Top 10 Holdings as of 09-30-2025

Name	% Net Asset	Cumulative %	YTD Return %	Morningstar Sector
⊖ Taiwan Semiconductor Manufacturing Co Ltd	9.81	9.81	-	Technology
⊖ Tencent Holdings Ltd	4.90	14.71	-	Communication Svc
⊖ Alibaba Group Holding Ltd Ordinary Shares	3.72	18.42	-	Consumer Cyclical
⊖ Slcmt1142	1.85	20.27	-	-
⊕ Mktliq 12/31/2049	1.57	21.84	-	-
⊖ HDFC Bank Ltd	1.13	22.97	-	Financial Services
⊖ Xiaomi Corp Class B	1.11	24.08	57.24	Technology
⊖ Reliance Industries Ltd	0.97	25.06	-	Energy
⊖ PDD Holdings Inc ADR	0.93	25.99	36.27	Consumer Cyclical
⊕ China Construction Bank Corp Class H	0.86	26.85	-	Financial Services

Total Holdings 5067

⊕ Increase ⊖ Decrease ✨ New to Portfolio

Vanguard Inflation-Protected Secs Adm VAIPX

Morningstar Category
Inflation-Protected Bond

Morningstar Index
Bloomberg US Treasury US TIPS TR USD

Portfolio Manager(s)

John Madziyire since 11-2021

Quantitative Screens

- Performance: The fund has finished in the Inflation-Protected Bond category's top three quartiles in 10 of the 10 years it's been in existence.
- Management: The fund's management has been in place for 3.9 years.

Style Consistency is not calculated for Fixed Income funds.

- Net Expense: The fund's expense ratio of 0.1 is 85.29% lower than the Inflation-Protected Bond category average.

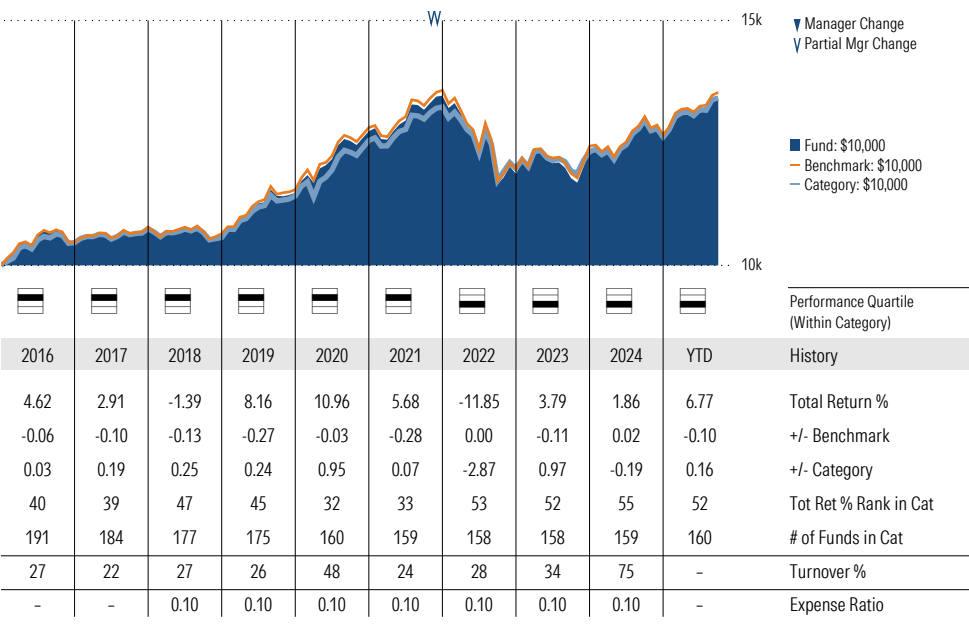
Morningstar Investment Management LLC Analysis

This fund passes all of Morningstar Investment Management's quantitative screens. Morningstar Investment Management has also assessed the fund from a qualitative perspective and, as a fiduciary, is comfortable recommending the fund's use in retirement plans.

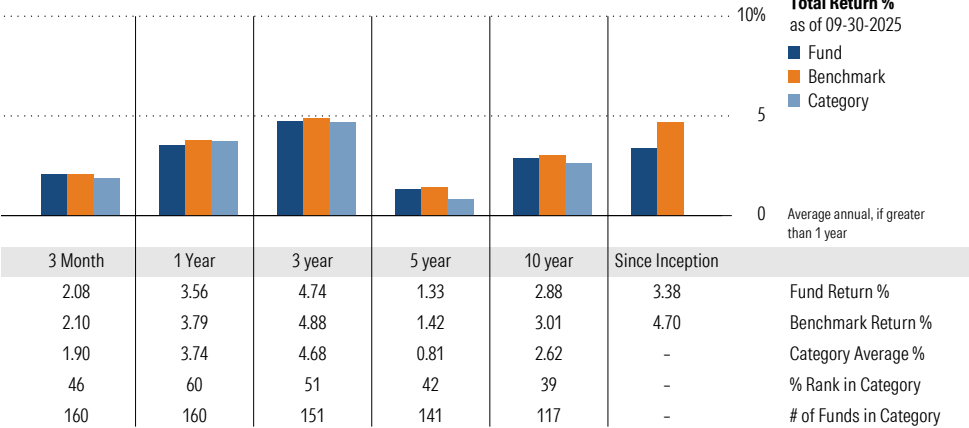
ESG Metrics

Metric	Rating	Updated
Sustainability Rating	3	08-31-2025

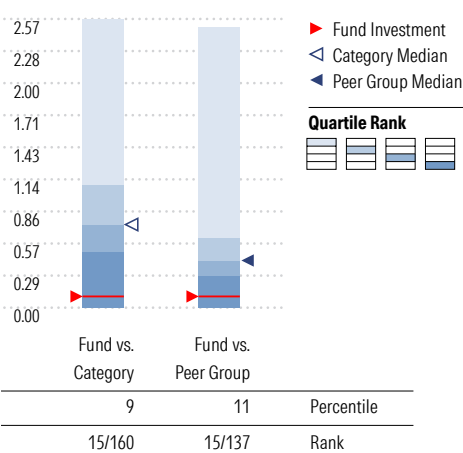
Growth of \$10,000



Trailing Performance



Net Expense



Peer group is a subset of the category and includes funds with the same management style (active vs. passive) and similar share class characteristics.

3-Year Risk Metrics

	Fund	Bmark	Cat
Alpha	-0.21	-	-0.08
Beta	1.02	-	0.99
R-Squared	99.75	-	94.42
Standard Deviation	4.82	4.73	5.36
Sharpe Ratio	-0.03	-0.01	-0.04
Tracking Error	0.25	-	1.49
Information Ratio	-0.55	-	-0.41
Up Capture Ratio	100.86	-	98.94
Down Capture Ratio	104.52	-	101.54

Portfolio Metrics

	Fund	Bmark	Cat
Avg Eff Duration	6.50	4.52	6.89
Avg Eff Maturity	7.30	-	7.77

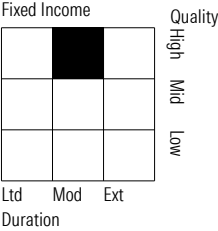
Vanguard Inflation-Protected Secs Adm VAIPX

Morningstar Category
Inflation-Protected Bond

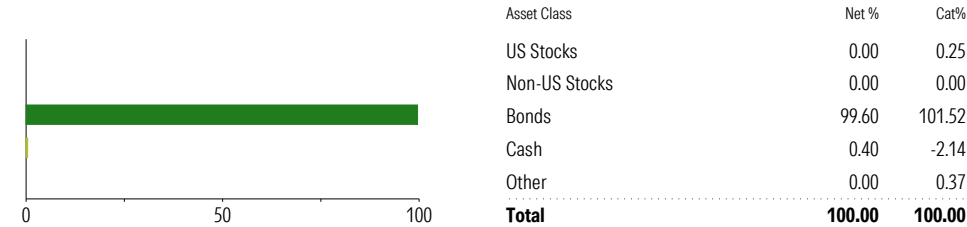
Morningstar Index
Bloomberg US Treasury US TIPS TR USD

Style Analysis as of 09-30-2025

Style Breakdown

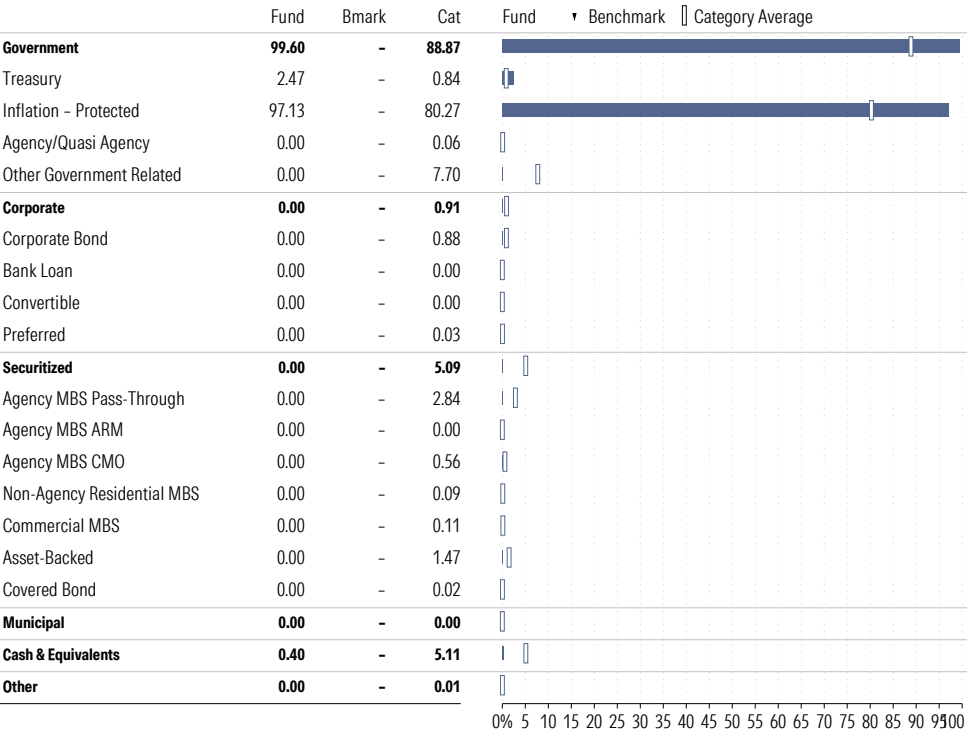


Asset Allocation as of 09-30-2025



Credit Rating Breakdown	Fund	Bmark	Cat
AAA	99.93	0.00	10.05
AA	0.00	99.60	86.92
A	0.00	0.00	0.78
BBB	0.00	0.00	1.20
BB	0.00	0.00	0.27
B	0.00	0.00	0.04
Below B	0.00	0.00	0.06
Not Rated	0.07	0.40	0.68

Sector Weighting as of 09-30-2025



Top 10 Holdings as of 09-30-2025

Name	Maturity Date	% Net Asset	Cumulative %	Fixed Income Sector
⊖ United States Treasury Notes	-	4.00	4.00	-
⊖ United States Treasury Notes	-	3.75	7.75	-
⊖ United States Treasury Notes	-	3.58	11.33	-
⊖ United States Treasury Notes	-	3.54	14.87	-
⊕ United States Treasury Notes	-	3.35	18.22	-
⊖ United States Treasury Notes	-	3.33	21.55	-
⊖ United States Treasury Notes	-	3.32	24.87	-
⊖ United States Treasury Notes	-	3.30	28.17	-
⊖ United States Treasury Notes	-	3.25	31.42	-
⊖ United States Treasury Notes	-	3.20	34.62	-

Total Holdings 60

⊕ Increase ⊖ Decrease ✨ New to Portfolio

Vanguard International Growth Adm VWILX

Morningstar Category
Foreign Large Growth

Morningstar Index
MSCI EAFE NR USD

Portfolio Manager(s)

Simon Webber since 12-2009
Thomas Coutts since 12-2016
James Gautrey since 12-2020
Lawrence Burns since 12-2020

Quantitative Screens

- Performance: The fund has finished in the Foreign Large Growth category's top three quartiles in 8 of the 10 years it's been in existence.
- Management: The fund's management has been in place for 15.77 years.
- Style: The fund has landed in its primary style box — Large Growth — 100 % of the time over the past three years.
- Net Expense: The fund's expense ratio of 0.25 is 74.75% lower than the Foreign Large Growth category average.

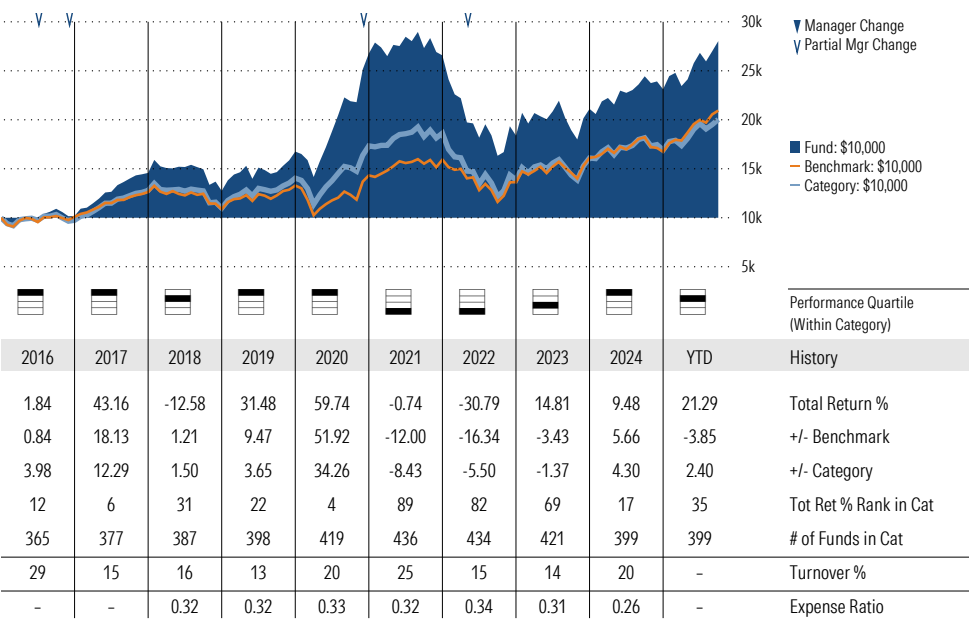
Morningstar Investment Management LLC Analysis

This fund passes all of Morningstar Investment Management's quantitative screens. Morningstar Investment Management has also assessed the fund from a qualitative perspective and, as a fiduciary, is comfortable recommending the fund's use in retirement plans.

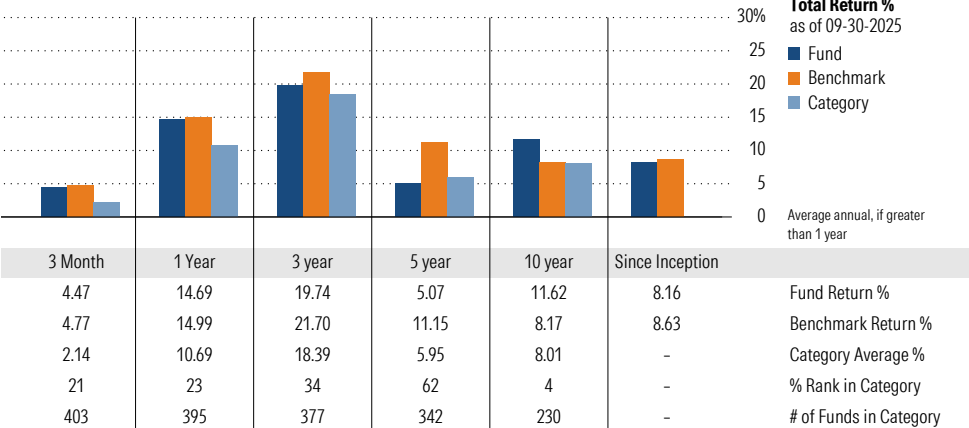
ESG Metrics

Metric	Rating	Updated
Sustainability Rating	3	08-31-2025
Carbon Risk Score	Low Risk	12-31-2022

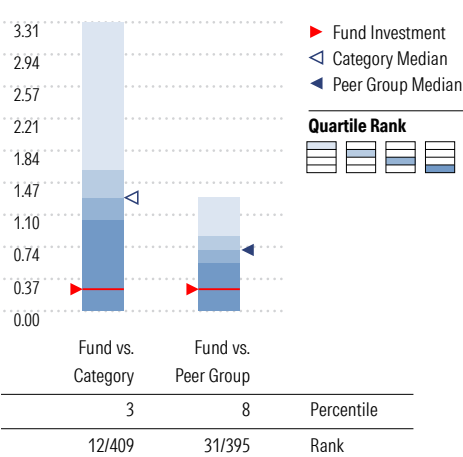
Growth of \$10,000



Trailing Performance



Net Expense



3-Year Risk Metrics

	Fund	Bmark	Cat
Alpha	-5.86	-	-4.27
Beta	1.24	-	1.08
R-Squared	78.14	-	83.84
Standard Deviation	19.07	13.54	16.08
Sharpe Ratio	0.78	1.16	0.83
Tracking Error	9.51	-	6.64
Information Ratio	-0.21	-	-0.58
Up Capture Ratio	108.96	-	96.92
Down Capture Ratio	138.96	-	117.76

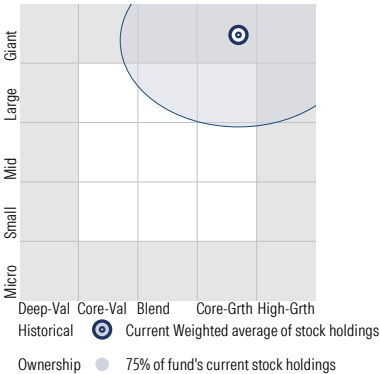
Portfolio Metrics

	Fund	Bmark	Cat
Price/Earnings Ratio	20.69	18.15	22.62
Price/Book Ratio	3.73	2.04	3.43
Geom Avg Mkt Cap \$B	97.09	62.57	83.35
ROE	23.94	17.79	22.75

Vanguard International Growth Adm VWILX

Morningstar Category Foreign Large Growth
Morningstar Index MSCI EAFE NR USD

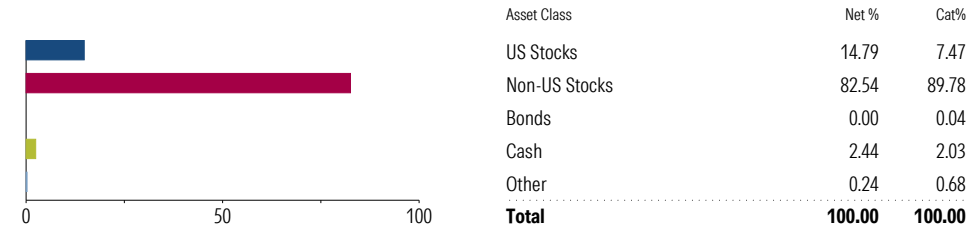
Style Analysis as of 09-30-2025
Morningstar Style Box™



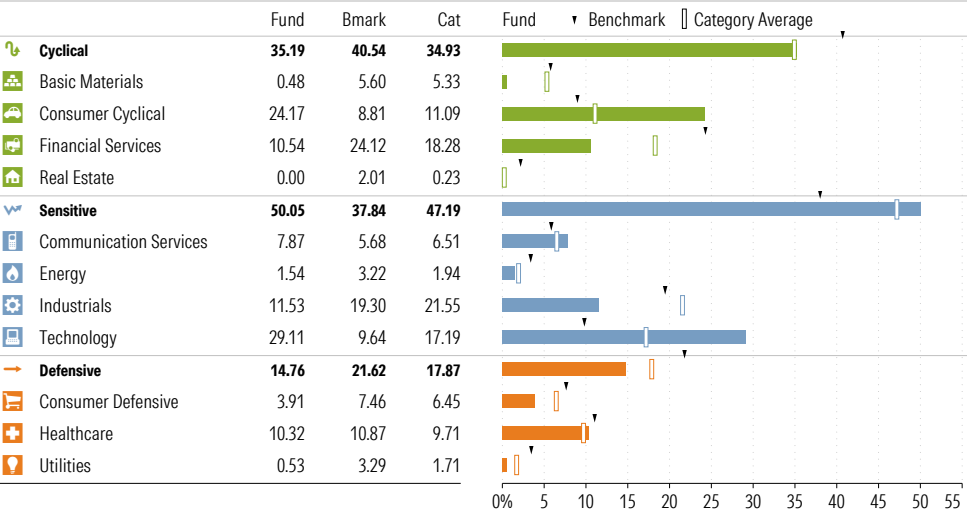
Style Breakdown




Asset Allocation as of 09-30-2025



Sector Weighting as of 09-30-2025



World Regions % Equity 09-30-2025



Top 10 Holdings as of 09-30-2025

Name	% Net Asset	Cumulative %	YTD Return %	Morningstar Sector
⊕ Taiwan Semiconductor Manufacturing Co Ltd	6.41	6.41	-	Technology
⊖ MercadoLibre Inc	4.89	11.30	37.43	Consumer Cyclical
⊖ Spotify Technology SA	4.25	15.55	56.02	Communication Svc
⊕ Sea Ltd ADR	3.35	18.90	68.45	Consumer Cyclical
⊕ ASML Holding NV	3.30	22.21	-	Technology
⊖ Adyen NV	3.21	25.41	-	Technology
⊖ BYD Co Ltd Class H	2.71	28.13	-	Consumer Cyclical
⊖ Coupang Inc Ordinary Shares - Class A	2.26	30.39	46.50	Consumer Cyclical
Nu Holdings Ltd Ordinary Shares Class A	2.06	32.45	-	Financial Services
⊕ Mktliq 12/31/2049	1.83	34.27	-	-

Total Holdings 160

⊕ Increase ⊖ Decrease ✨ New to Portfolio

Vanguard International Value Inv VTRIX

Morningstar Category
Foreign Large Value

Morningstar Index
MSCI EAFE NR USD

Portfolio Manager(s)

Michael Bennett since 05-2010
Michael Fry since 05-2010
Steven Morrow since 08-2012
A. Rama Krishna since 12-2012
Arjun Kumar since 10-2020
Shirley Woo since 10-2020

Quantitative Screens

- Performance: The fund has finished in the Foreign Large Value category's top three quartiles in 7 of the 10 years it's been in existence.
- Management: The fund's management has been in place for 15.35 years.
- Style: The fund has landed in its primary style box — Large Value — 8.33 % of the time over the past three years.
- Net Expense: The fund's expense ratio of 0.36 is 62.11% lower than the Foreign Large Value category average.

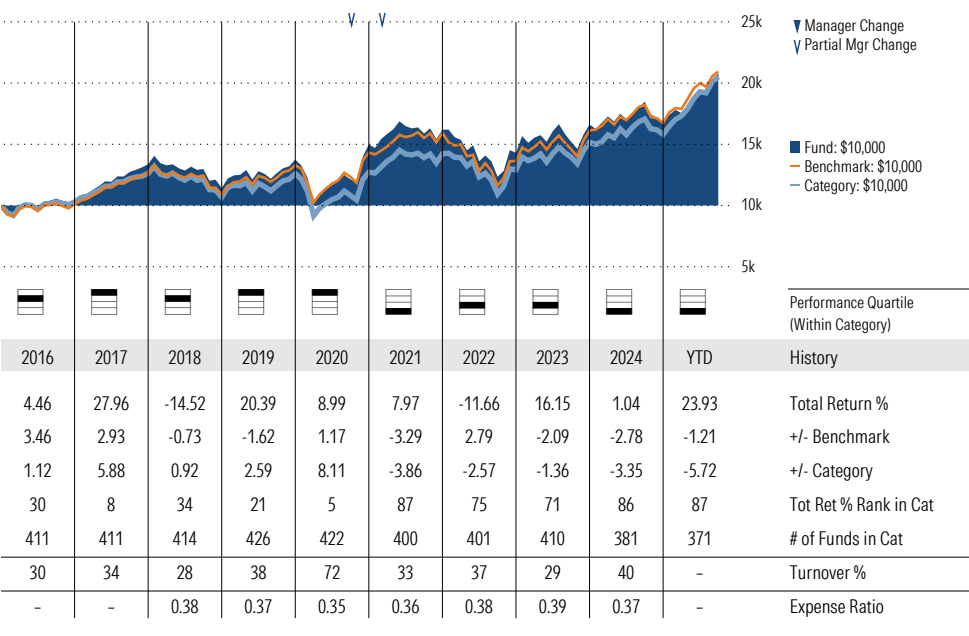
Morningstar Investment Management LLC Analysis

We are placing Vanguard International Value on watch due to a change in subadvisor. Vanguard announced on June 16th that they had replaced Lazard as a subadvisor with Altrinsic Global Investors, effectively immediately, due to performance concerns. Altrinsic, ARGA, and Sprucegrove will each manage 1/3 of the portfolio. We are placing the fund on watch while we monitor the new subadvisor mix.

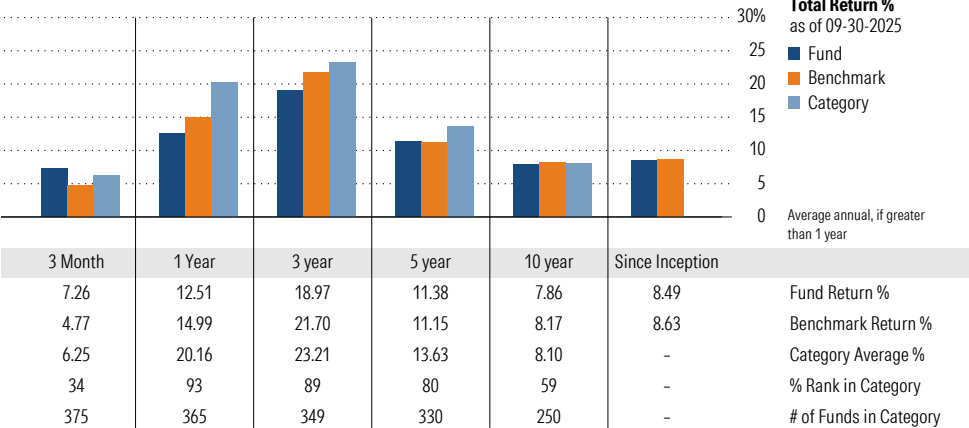
ESG Metrics

Metric	Rating	Updated
Sustainability Rating	3	08-31-2025
Carbon Risk Score	Medium Risk	12-31-2022

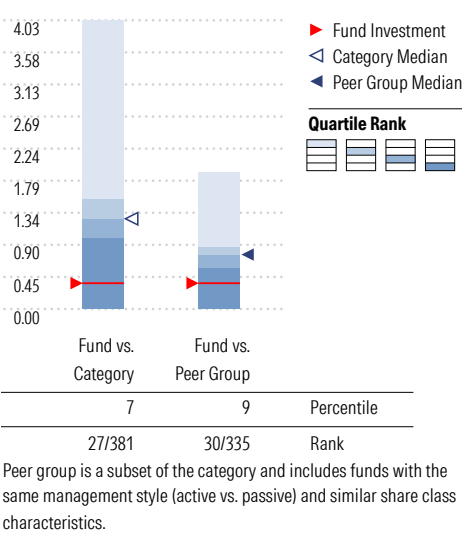
Growth of \$10,000



Trailing Performance



Net Expense



3-Year Risk Metrics

	Fund	Bmark	Cat
Alpha	-3.05	-	2.05
Beta	1.04	-	0.97
R-Squared	91.75	-	87.23
Standard Deviation	14.76	13.54	14.16
Sharpe Ratio	0.92	1.16	1.23
Tracking Error	4.28	-	5.11
Information Ratio	-0.64	-	0.38
Up Capture Ratio	97.61	-	99.60
Down Capture Ratio	114.19	-	86.15

Portfolio Metrics

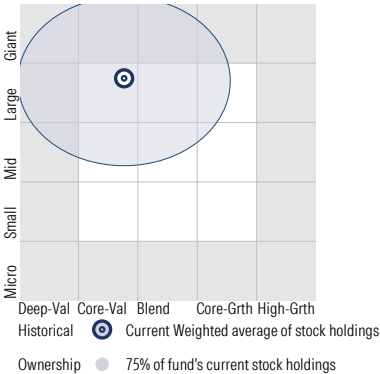
	Fund	Bmark	Cat
Price/Earnings Ratio	14.08	18.15	14.38
Price/Book Ratio	1.48	2.04	1.48
Geom Avg Mkt Cap \$B	30.09	62.57	44.25
ROE	14.15	17.79	14.13

Vanguard International Value Inv VTRIX

Morningstar Category
Foreign Large Value

Morningstar Index
MSCI EAFE NR USD

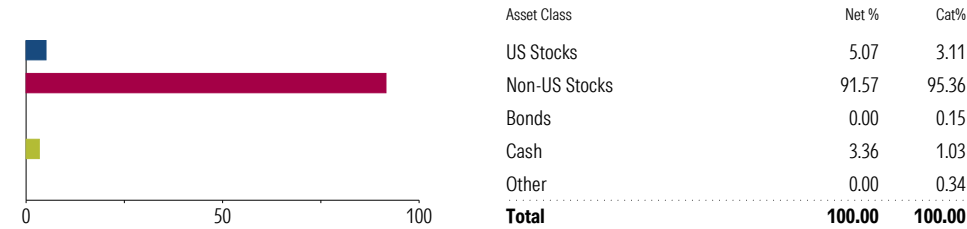
Style Analysis as of 09-30-2025
Morningstar Style Box™



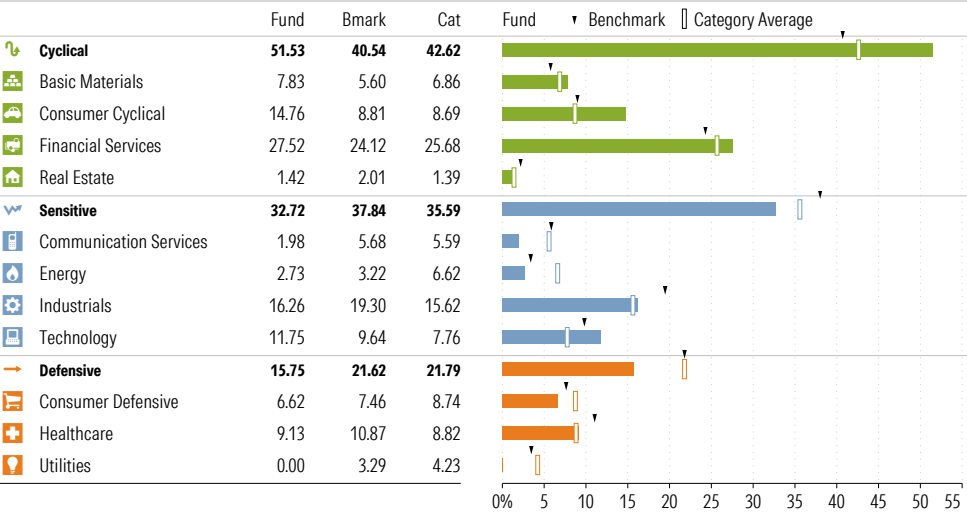
Style Breakdown




Asset Allocation as of 09-30-2025



Sector Weighting as of 09-30-2025



World Regions % Equity 09-30-2025



Top 10 Holdings as of 09-30-2025

Name	% Net Asset	Cumulative %	YTD Return %	Morningstar Sector
⊕ Mktliq 12/31/2049	3.09	3.09	-	-
⊖ STMicroelectronics NV	1.83	4.92	-	Technology
⊖ Kering SA	1.73	6.65	-	Consumer Cyclical
⊖ HSBC Holdings PLC	1.62	8.27	-	Financial Services
⊖ Nidec Corp	1.61	9.88	-	Industrials
⊕ Samsung Electronics Co Ltd DR	1.46	11.34	-	Technology
⊕ Nokia Oyj	1.41	12.75	-	Technology
⊕ GSK PLC	1.31	14.06	-	Healthcare
⊖ SK Hynix Inc	1.21	15.27	-	Technology
⊕ TotalEnergies SE	1.21	16.48	-	Energy

Total Holdings 208

⊕ Increase ⊖ Decrease ✨ New to Portfolio

Vanguard LifeStrategy Cnsrv Gr Inv VSCGX

Morningstar Category
Global Moderately
Conservative Allocation

Morningstar Index
Morningstar Mod Con Tgt Risk TR USD

Portfolio Manager(s)

Walter Nejman since 02-2022
Aur lie Denis since 02-2023
Michael Roach since 02-2023
Roger Aliaga-Diaz since 02-2023

Quantitative Screens

- Performance: The fund has finished in the Global Moderately Conservative Allocation category's top three quartiles in 8 of the 10 years it's been in existence.
- Management: The fund's management has been in place for 3.6 years.
- Style: The fund has landed in its primary style box — Large Blend — 100 % of the time over the past three years.
- Net Expense: The fund's expense ratio of 0.12 is 87.76% lower than the Global Moderately Conservative Allocation category average.

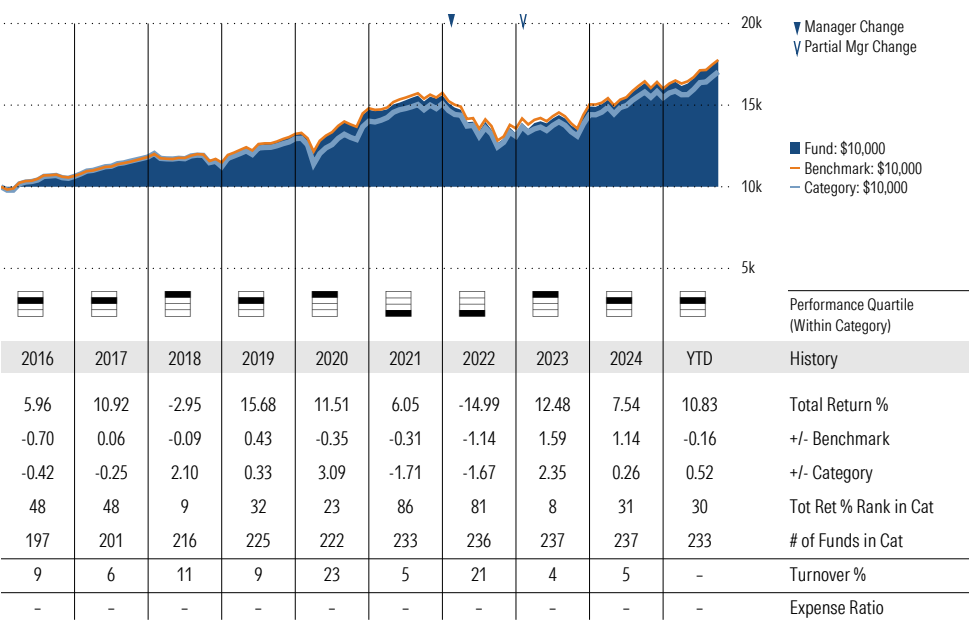
Morningstar Investment Management LLC Analysis

This fund passes all of Morningstar Investment Management's quantitative screens. Morningstar Investment Management has also assessed the fund from a qualitative perspective and, as a fiduciary, is comfortable recommending the fund's use in retirement plans.

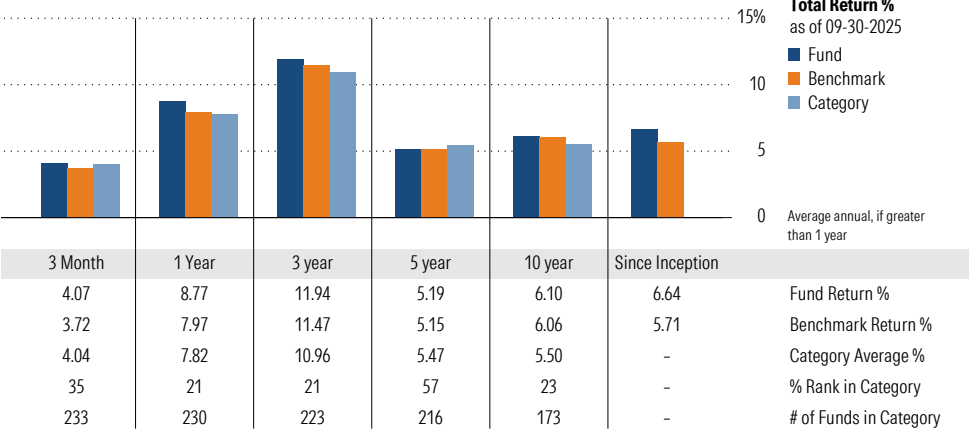
ESG Metrics

Metric	Rating	Updated
Sustainability Rating	3	08-31-2025
ESG Commitment	1-Low	07-19-2023

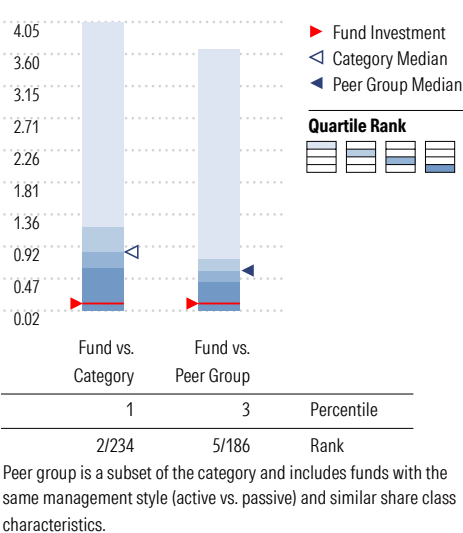
Growth of \$10,000



Trailing Performance



Net Expense



3-Year Risk Metrics

	Fund	Bmark	Cat
Alpha	0.70	-	0.00
Beta	0.97	-	0.95
R-Squared	98.17	-	94.33
Standard Deviation	7.97	8.11	7.97
Sharpe Ratio	0.84	0.78	0.72
Tracking Error	1.10	-	1.96
Information Ratio	0.43	-	-0.34
Up Capture Ratio	101.00	-	95.54
Down Capture Ratio	96.71	-	96.78

Portfolio Metrics

	Fund	Bmark	Cat
Price/Earnings Ratio	21.45	21.39	22.06
Price/Book Ratio	2.86	2.78	2.93
Avg Eff Duration	6.09	-	5.24

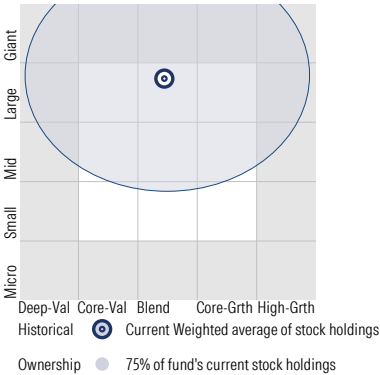
Vanguard LifeStrategy Cnsrv Gr Inv VSCGX

Morningstar Category
Global Moderately
Conservative Allocation

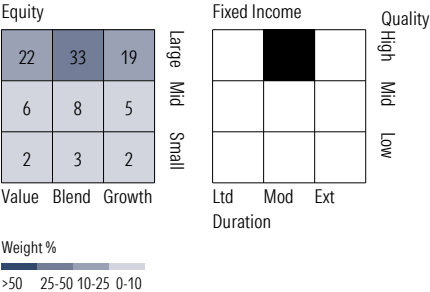
Morningstar Index
Morningstar Mod Con Tgt Risk TR USD

Style Analysis as of 09-30-2025

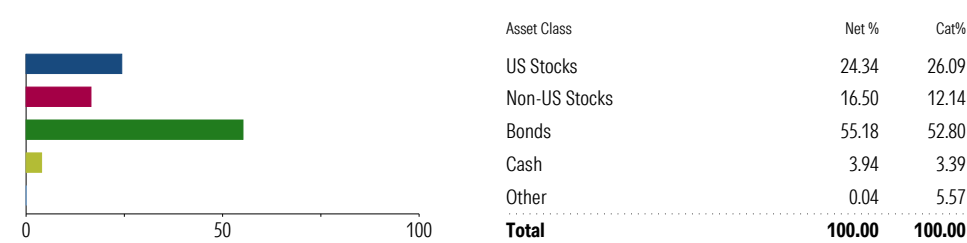
Morningstar Style Box™



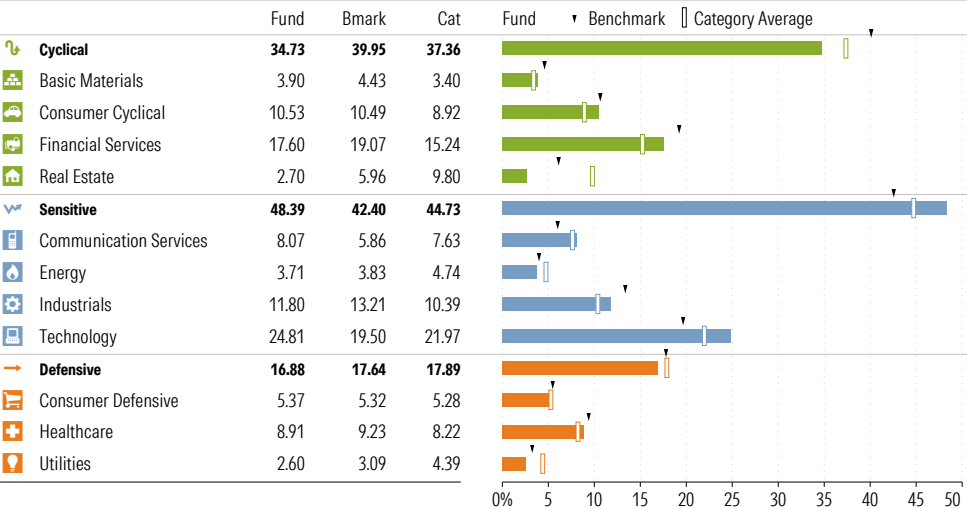
Style Breakdown



Asset Allocation as of 09-30-2025



Sector Weighting as of 09-30-2025



Top 6 Holdings as of 09-30-2025

Name	Maturity Date	% Net Asset	Cumulative %	YTD Return %	Morningstar Sector
⊕ Vanguard Total Bond Market II Idx Inv	-	40.89	40.89	-	-
⊖ Vanguard Total Stock Mkt Idx Inv	-	24.42	65.31	-	-
⊕ Vanguard Total Intl Bd II Idx Investor	-	17.11	82.43	-	-
⊖ Vanguard Total Intl Stock Index Inv	-	16.90	99.33	-	-
⊕ Mktliq 12/31/2049	-	0.68	100.00	-	-
⊕ Us Dollar	-	0.00	100.01	-	-

Total Holdings 6

⊕ Increase ⊖ Decrease ✱ New to Portfolio

Vanguard LifeStrategy Growth Inv VASGX

Morningstar Category
Global Moderately
Aggressive Allocation

Morningstar Index
Morningstar Mod Agg Tgt Risk TR USD

Portfolio Manager(s)

Walter Nejman since 02-2022
Aur lie Denis since 02-2023
Michael Roach since 02-2023
Roger Aliaga-Diaz since 02-2023

Quantitative Screens

- Performance: The fund has finished in the Global Moderately Aggressive Allocation category's top three quartiles in 10 of the 10 years it's been in existence.
- Management: The fund's management has been in place for 3.6 years.
- Style: The fund has landed in its primary style box — Large Blend — 100 % of the time over the past three years.
- Net Expense: The fund's expense ratio of 0.14 is 86% lower than the Global Moderately Aggressive Allocation category average.

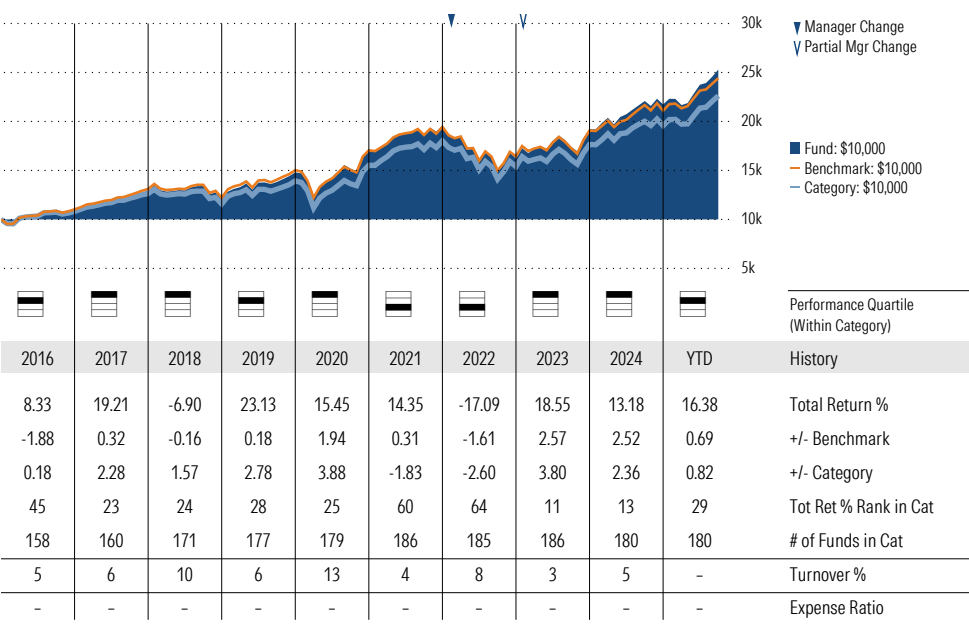
Morningstar Investment Management LLC Analysis

This fund passes all of Morningstar Investment Management's quantitative screens. Morningstar Investment Management has also assessed the fund from a qualitative perspective and, as a fiduciary, is comfortable recommending the fund's use in retirement plans.

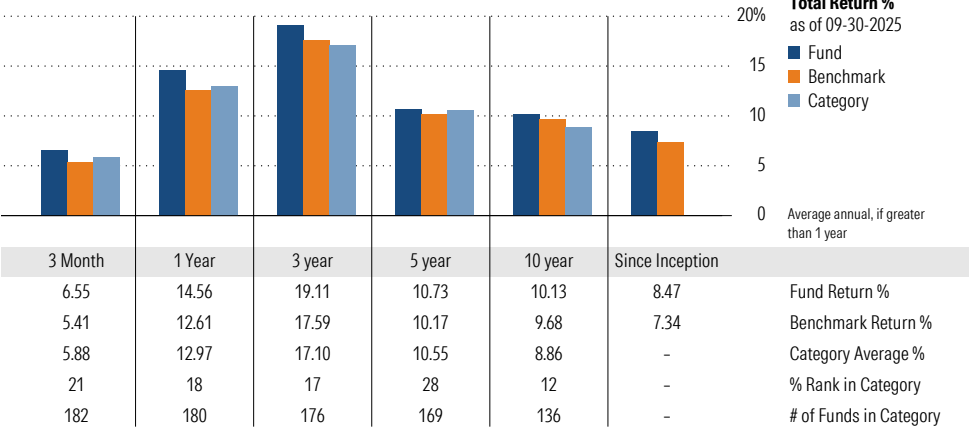
ESG Metrics

Metric	Rating	Updated
Sustainability Rating	3	08-31-2025
ESG Commitment	1-Low	07-19-2023
Carbon Risk Score	Low Risk	12-31-2022

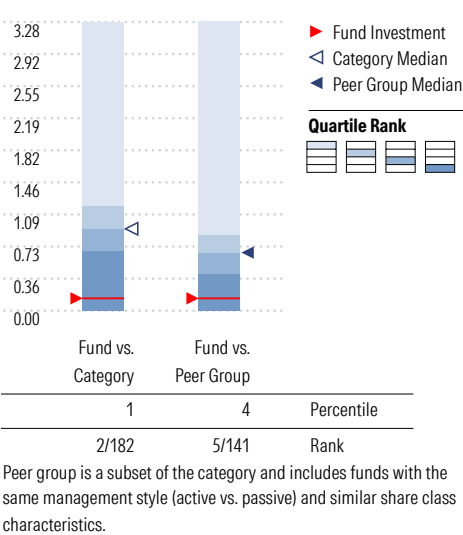
Growth of \$10,000



Trailing Performance



Net Expense



3-Year Risk Metrics

	Fund	Bmark	Cat
Alpha	1.55	-	-0.23
Beta	0.98	-	0.96
R-Squared	97.60	-	91.23
Standard Deviation	11.21	11.24	11.32
Sharpe Ratio	1.19	1.07	0.99
Tracking Error	1.75	-	3.18
Information Ratio	0.87	-	-0.41
Up Capture Ratio	103.46	-	95.44
Down Capture Ratio	95.98	-	97.59

Portfolio Metrics

	Fund	Bmark	Cat
Price/Earnings Ratio	21.52	20.68	22.01
Price/Book Ratio	2.88	2.61	2.99
Avg Eff Duration	6.09	-	5.60

Vanguard LifeStrategy Growth Inv VASGX

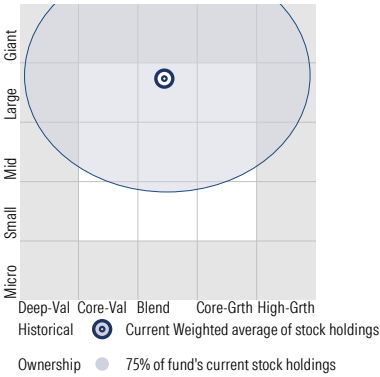
Morningstar Category
Global Moderately

Morningstar Index
Morningstar Mod Agg Tgt Risk TR USD

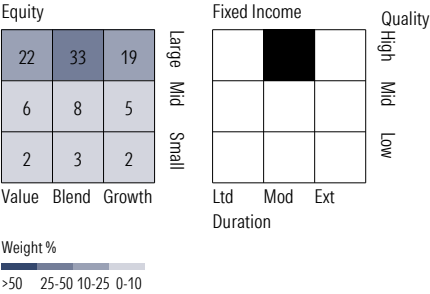
Aggressive Allocation

Style Analysis as of 09-30-2025

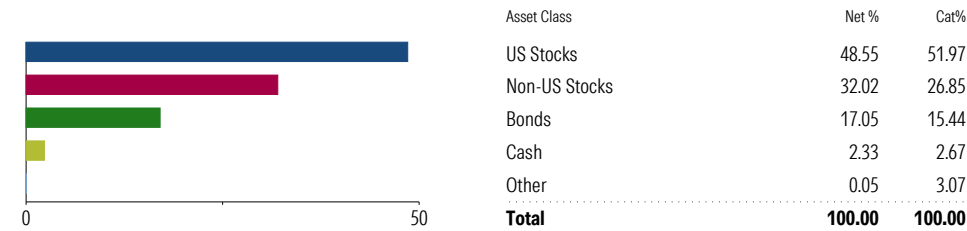
Morningstar Style Box™



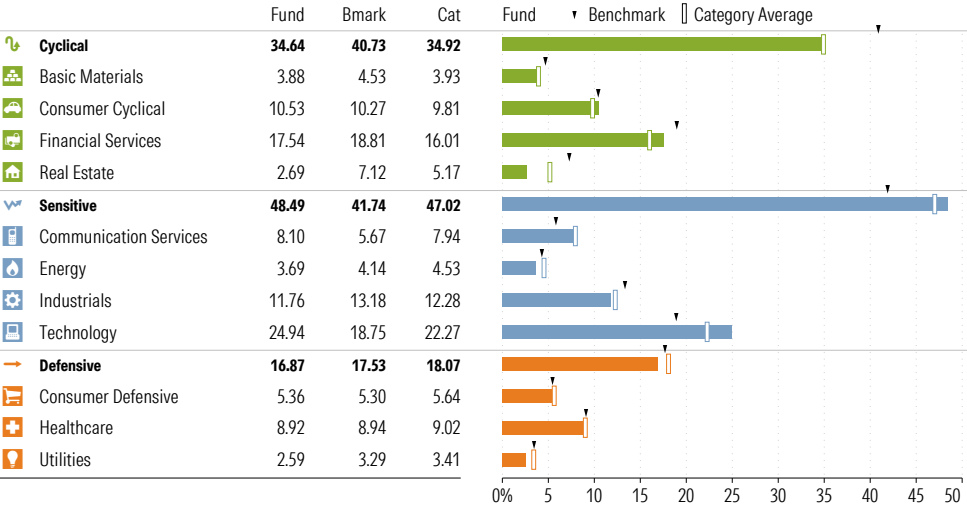
Style Breakdown



Asset Allocation as of 09-30-2025



Sector Weighting as of 09-30-2025



Top 6 Holdings as of 09-30-2025

Name	Maturity Date	% Net Asset	Cumulative %	YTD Return %	Morningstar Sector
⊖ Vanguard Total Stock Mkt Idx Inv	-	48.71	48.71	-	-
⊕ Vanguard Total Intl Stock Index Inv	-	32.78	81.49	-	-
⊕ Vanguard Total Bond Market II Idx Inv	-	12.63	94.12	-	-
⊕ Vanguard Total Intl Bd II Idx Investor	-	5.30	99.42	-	-
⊕ Mktliq 12/31/2049	-	0.58	99.99	-	-
⊕ Us Dollar	-	0.01	100.00	-	-

Total Holdings 6

⊕ Increase ⊖ Decrease ✱ New to Portfolio

Vanguard LifeStrategy Income Inv VASIX

Morningstar Category
Global Conservative

Allocation

Morningstar Index

Morningstar Con Tgt Risk TR USD

Portfolio Manager(s)

Walter Nejman since 02-2022
Aur lie Denis since 02-2023
Michael Roach since 02-2023
Roger Aliaga-Diaz since 02-2023

Quantitative Screens

- Performance: The fund has finished in the Global Conservative Allocation category's top three quartiles in 7 of the 10 years it's been in existence.
- Management: The fund's management has been in place for 3.6 years.
- Style: The fund has landed in its primary style box — Large Blend — 100 % of the time over the past three years.
- Net Expense: The fund's expense ratio of 0.11 is 88.89% lower than the Global Conservative Allocation category average.

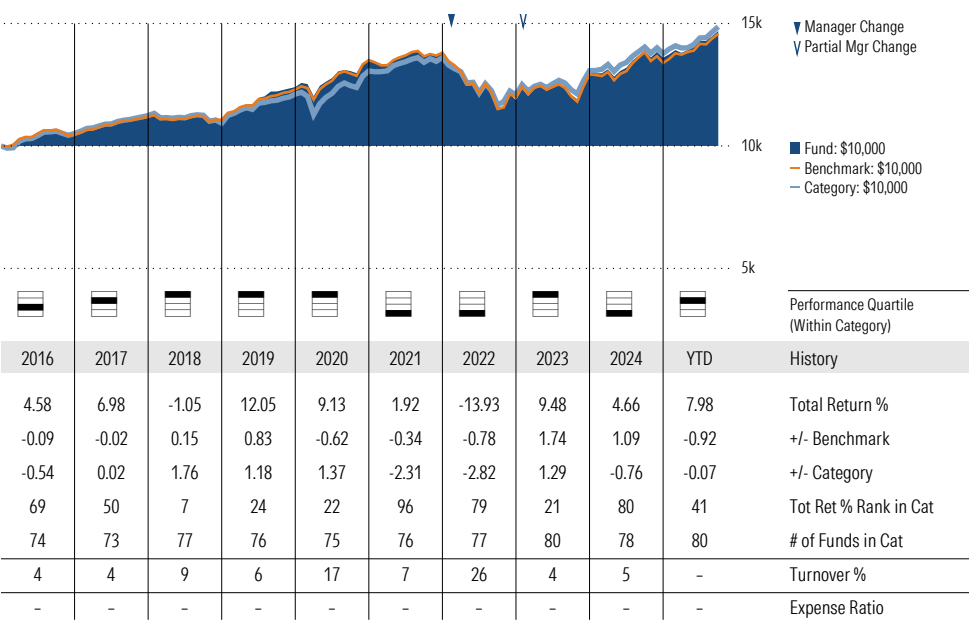
Morningstar Investment Management LLC Analysis

This fund passes all of Morningstar Investment Management's quantitative screens. Morningstar Investment Management has also assessed the fund from a qualitative perspective and, as a fiduciary, is comfortable recommending the fund's use in retirement plans.

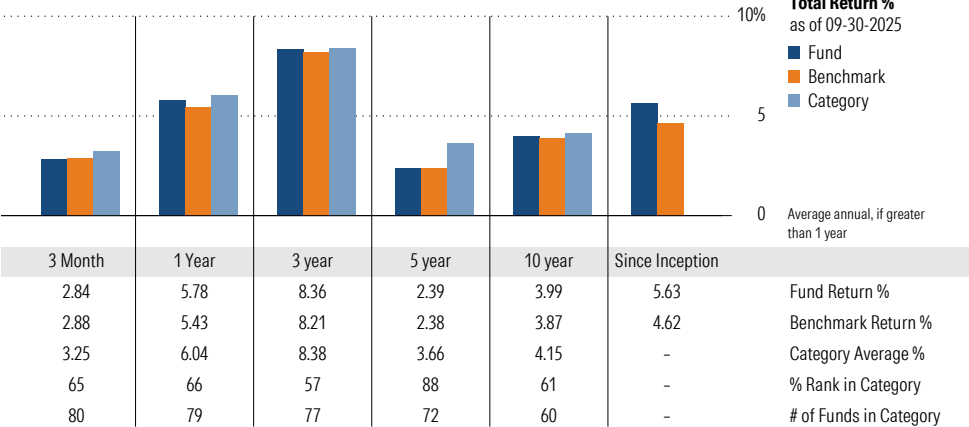
ESG Metrics

Metric	Rating	Updated
Sustainability Rating	3	08-31-2025
ESG Commitment	1-Low	07-19-2023

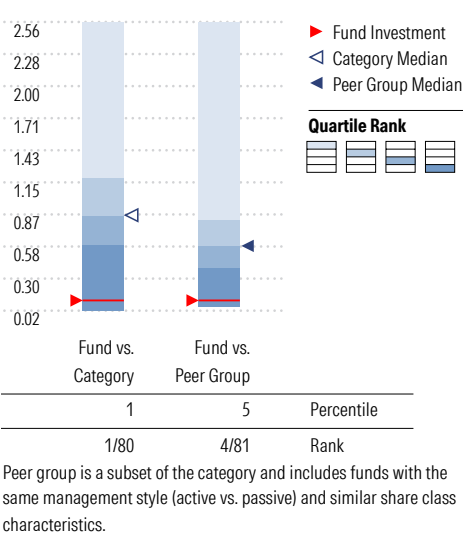
Growth of \$10,000



Trailing Performance



Net Expense



3-Year Risk Metrics

	Fund	Bmark	Cat
Alpha	0.62	-	1.45
Beta	0.94	-	0.84
R-Squared	97.50	-	92.57
Standard Deviation	6.63	6.97	6.10
Sharpe Ratio	0.51	0.46	0.56
Tracking Error	1.13	-	2.05
Information Ratio	0.14	-	0.09
Up Capture Ratio	96.92	-	92.31
Down Capture Ratio	91.00	-	79.68

Portfolio Metrics

	Fund	Bmark	Cat
Price/Earnings Ratio	21.38	20.82	22.99
Price/Book Ratio	2.85	2.59	3.18
Avg Eff Duration	6.09	-	6.54

Vanguard LifeStrategy Income Inv VASIX

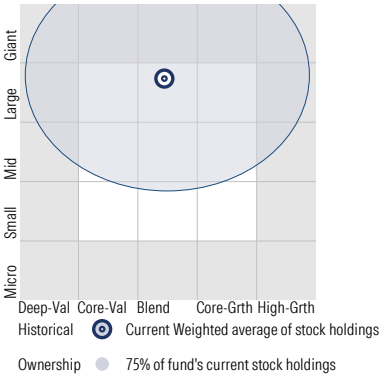
Morningstar Category
Global Conservative

Morningstar Index
Morningstar Con Tgt Risk TR USD

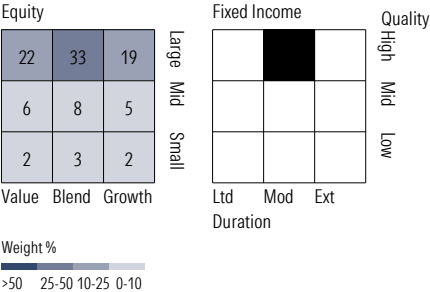
Allocation

Style Analysis as of 09-30-2025

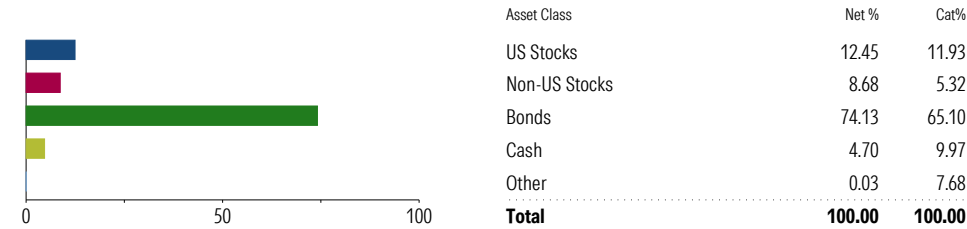
Morningstar Style Box™



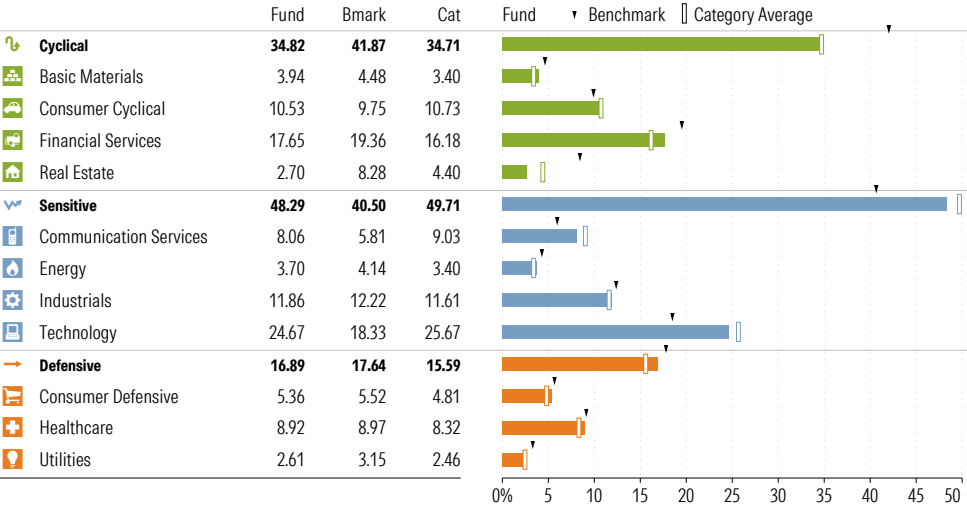
Style Breakdown



Asset Allocation as of 09-30-2025



Sector Weighting as of 09-30-2025



Top 6 Holdings as of 09-30-2025

Name	Maturity Date	% Net Asset	Cumulative %	YTD Return %	Morningstar Sector
⊕ Vanguard Total Bond Market II Idx Inv	-	54.85	54.85	-	-
⊕ Vanguard Total Intl Bd II Idx Investor	-	23.09	77.93	-	-
⊖ Vanguard Total Stock Mkt Idx Inv	-	12.49	90.42	-	-
⊖ Vanguard Total Intl Stock Index Inv	-	8.89	99.31	-	-
⊕ Mktliq 12/31/2049	-	0.67	99.98	-	-
⊕ Us Dollar	-	0.02	100.00	-	-

Total Holdings 6

⊕ Increase ⊖ Decrease ✱ New to Portfolio

Vanguard LifeStrategy Mod Gr Inv Shrs VSMGX

Morningstar Category: Global Moderate Allocation
Morningstar Index: Morningstar Mod Tgt Risk TR USD

Portfolio Manager(s)

Walter Nejman since 02-2022
Aur lie Denis since 02-2023
Michael Roach since 02-2023
Roger Aliaga-Diaz since 02-2023

Quantitative Screens

- Performance: The fund has finished in the Global Moderate Allocation category's top three quartiles in 10 of the 10 years it's been in existence.
- Management: The fund's management has been in place for 3.6 years.
- Style: The fund has landed in its primary style box — Large Blend — 100 % of the time over the past three years.
- Net Expense: The fund's expense ratio of 0.13 is 87.25% lower than the Global Moderate Allocation category average.

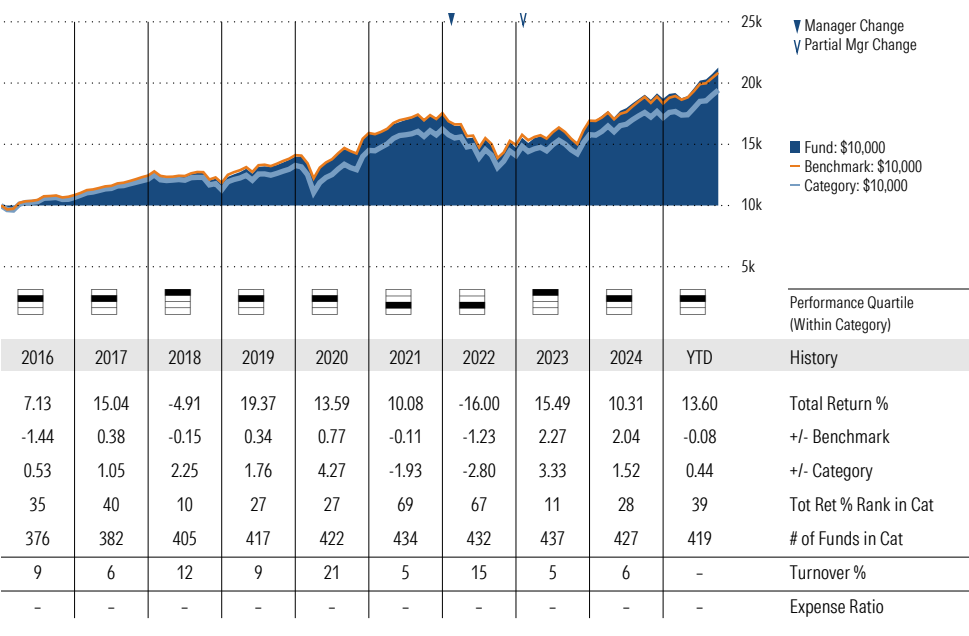
Morningstar Investment Management LLC Analysis

This fund passes all of Morningstar Investment Management's quantitative screens. Morningstar Investment Management has also assessed the fund from a qualitative perspective and, as a fiduciary, is comfortable recommending the fund's use in retirement plans.

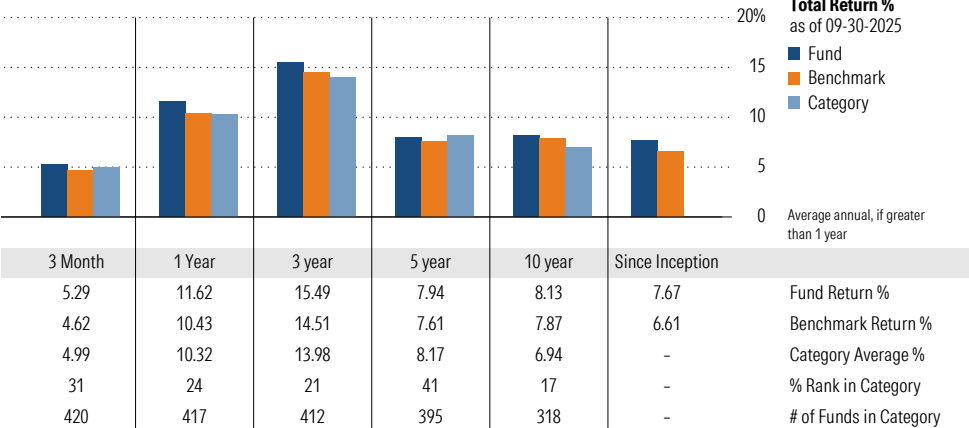
ESG Metrics

Metric	Rating	Updated
Sustainability Rating	3	08-31-2025
ESG Commitment	1-Low	07-19-2023
Carbon Risk Score	Low Risk	12-31-2022

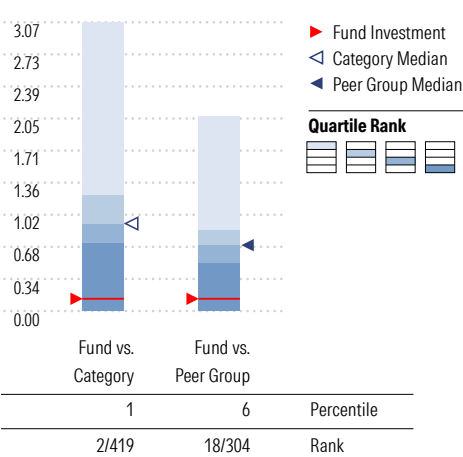
Growth of \$10,000



Trailing Performance



Net Expense



Peer group is a subset of the category and includes funds with the same management style (active vs. passive) and similar share class characteristics.

3-Year Risk Metrics

	Fund	Bmark	Cat
Alpha	1.27	-	0.11
Beta	0.97	-	0.95
R-Squared	97.73	-	90.64
Standard Deviation	9.54	9.73	9.72
Sharpe Ratio	1.05	0.94	0.89
Tracking Error	1.47	-	2.85
Information Ratio	0.67	-	-0.22
Up Capture Ratio	101.81	-	96.05
Down Capture Ratio	94.80	-	96.72

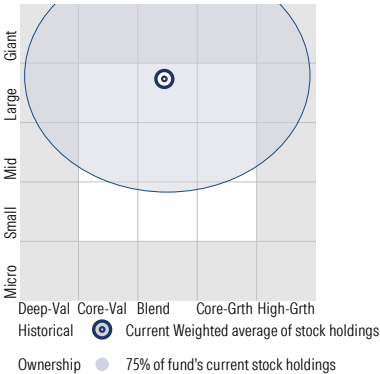
Portfolio Metrics

	Fund	Bmark	Cat
Price/Earnings Ratio	21.48	20.75	21.91
Price/Book Ratio	2.87	2.63	2.94
Avg Eff Duration	6.09	-	4.94

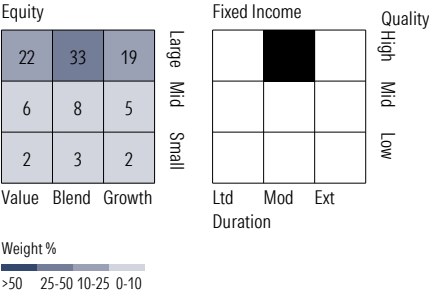
Vanguard LifeStrategy Mod Gr Inv Shrs VSMGX

Morningstar Category: Global Moderate Allocation
Morningstar Index: Morningstar Mod Tgt Risk TR USD

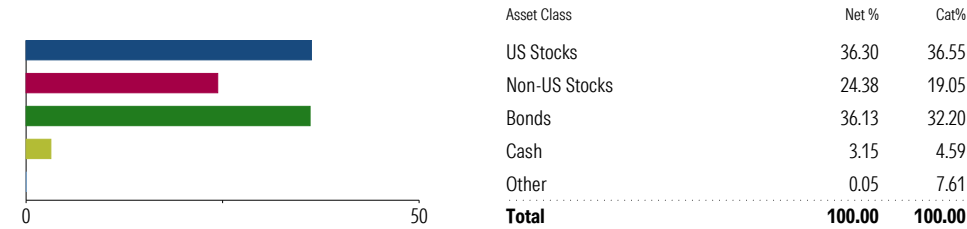
Style Analysis as of 09-30-2025
Morningstar Style Box™



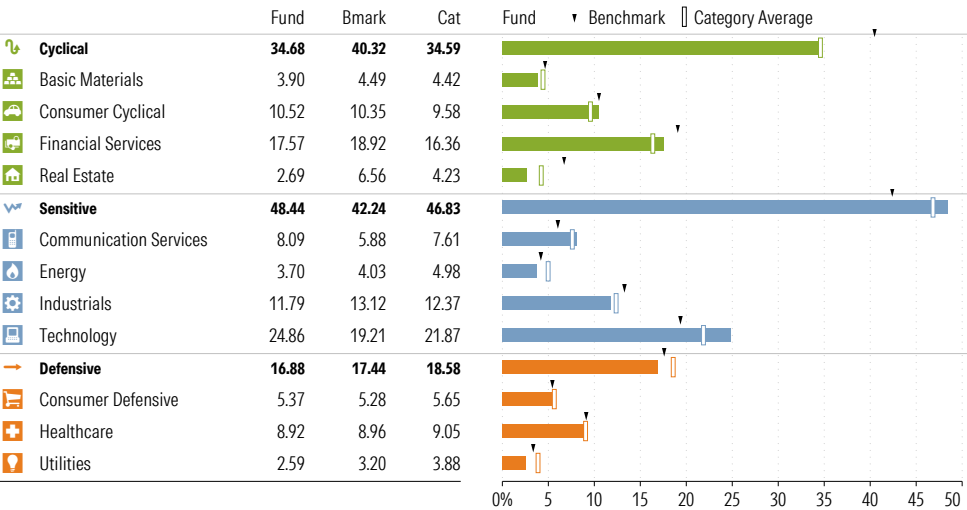
Style Breakdown



Asset Allocation as of 09-30-2025



Sector Weighting as of 09-30-2025



Top 6 Holdings as of 09-30-2025

Name	Maturity Date	% Net Asset	Cumulative %	YTD Return %	Morningstar Sector
⊖ Vanguard Total Stock Mkt Idx Inv	-	36.42	36.42	-	-
⊕ Vanguard Total Bond Market II Idx Inv	-	26.86	63.28	-	-
⊕ Vanguard Total Intl Stock Index Inv	-	24.96	88.24	-	-
⊕ Vanguard Total Intl Bd II Idx Investor	-	11.12	99.35	-	-
⊕ Mktliq 12/31/2049	-	0.66	100.01	-	-
⊕ Us Dollar	-	0.01	100.02	-	-

Total Holdings 6

⊕ Increase ⊖ Decrease ✱ New to Portfolio

Vanguard Mid-Cap Growth Index Admiral VMGMX

Morningstar Category
Mid-Cap Growth

Morningstar Index
Russell Mid Cap Growth TR USD

Portfolio Manager(s)

Aaron Choi since 08-2023
Kenny Narzikul since 02-2025

Quantitative Screens

- Performance: The fund has finished in the Mid-Cap Growth category's top three quartiles in 10 of the 10 years it's been in existence.
- Management: The fund's management team has been in place for less than three years.
- Style: The fund has landed in its primary style box — Mid-Cap Growth — 100 % of the time over the past three years.
- Net Expense: The fund's expense ratio of 0.07 is 93.33% lower than the Mid-Cap Growth category average.

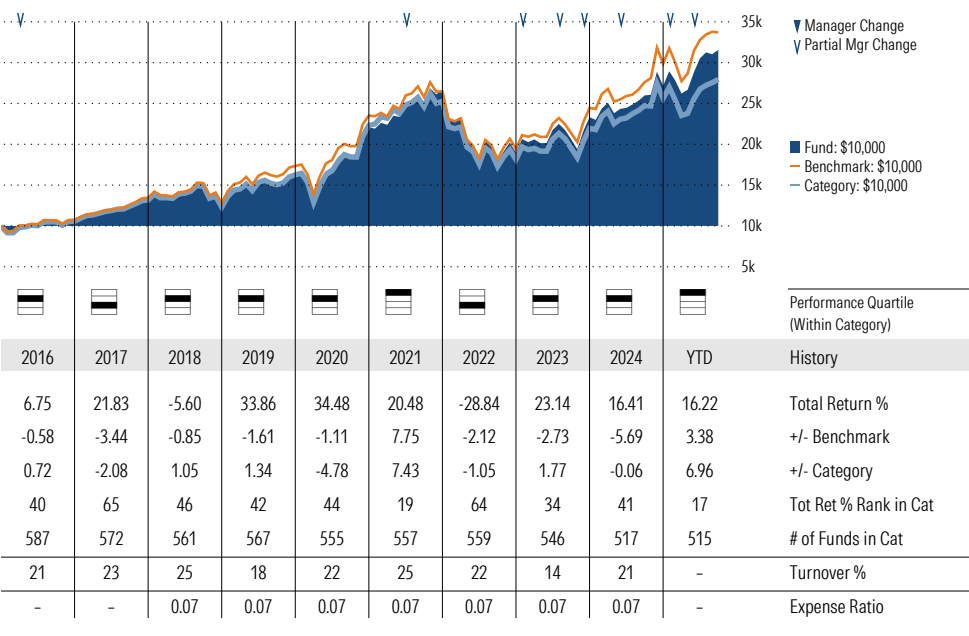
Morningstar Investment Management LLC Analysis

This fund fails the manager tenure screen. Although the managers on this fund are relatively recent additions, they are experienced at Vanguard, and the team-managed, well-established process of running index funds at Vanguard means that such changes are not concerning.

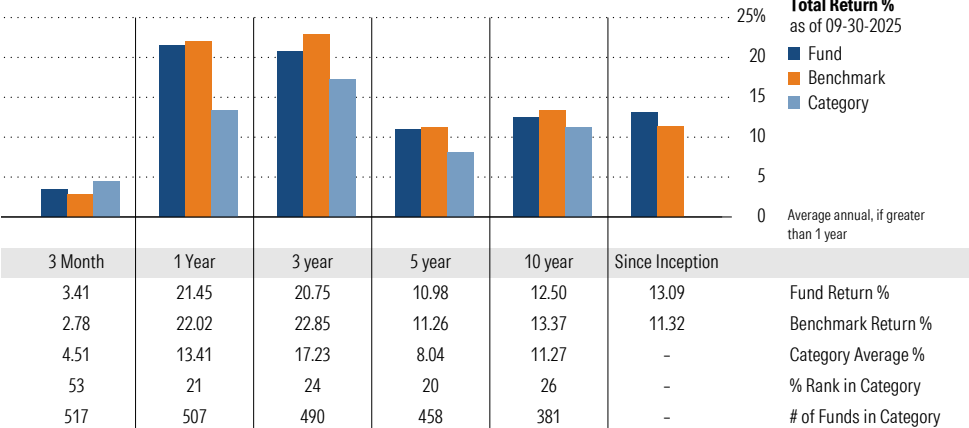
ESG Metrics

Metric	Rating	Updated
Sustainability Rating	4	08-31-2025
Carbon Risk Score	Medium Risk	12-31-2022
ESG Commitment	1-Low	02-15-2022

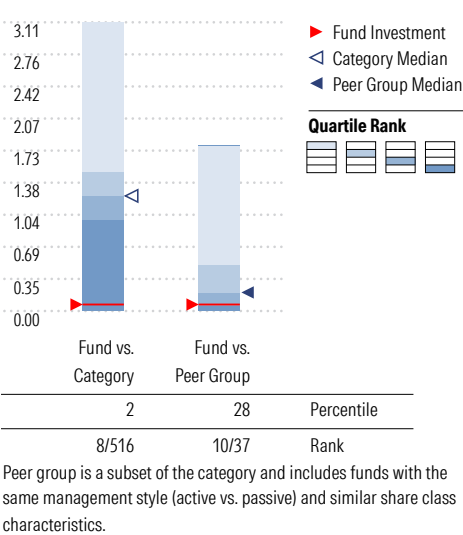
Growth of \$10,000



Trailing Performance



Net Expense



3-Year Risk Metrics

	Fund	Bmark	Cat
Alpha	-0.18	-	-3.66
Beta	0.92	-	0.95
R-Squared	96.06	-	87.45
Standard Deviation	17.52	18.62	19.24
Sharpe Ratio	0.89	0.94	0.66
Tracking Error	3.77	-	6.97
Information Ratio	-0.55	-	-1.10
Up Capture Ratio	93.04	-	89.30
Down Capture Ratio	95.20	-	105.67

Portfolio Metrics

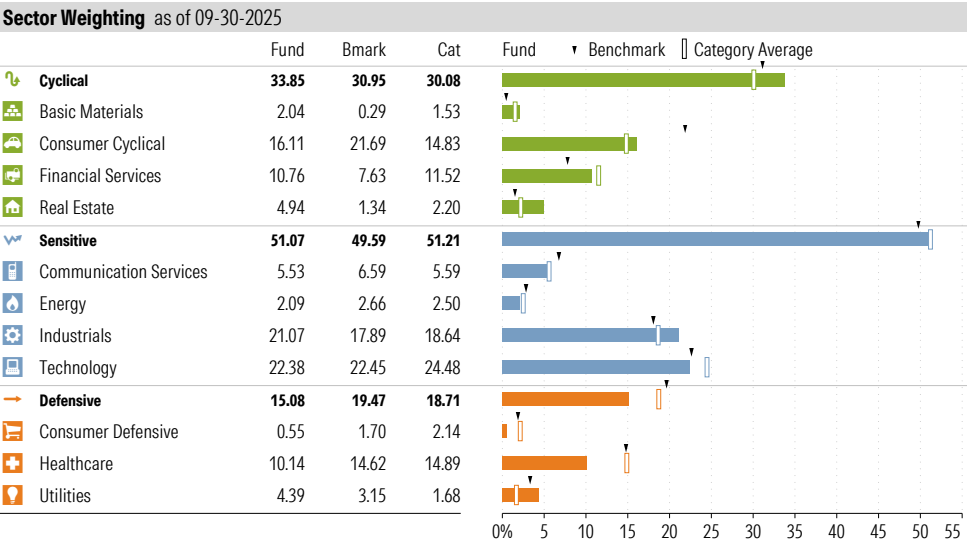
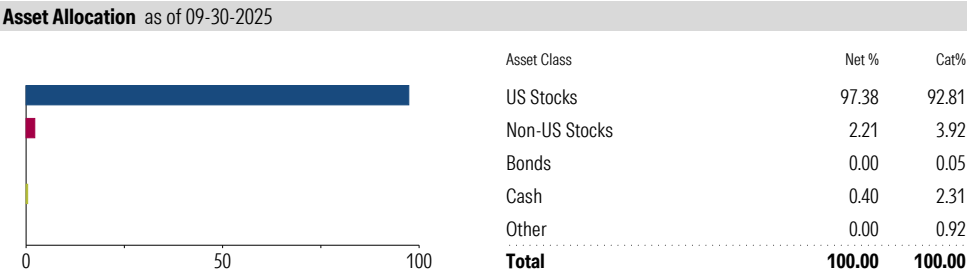
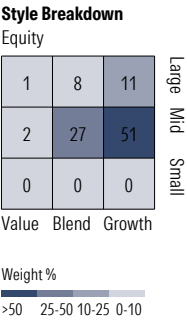
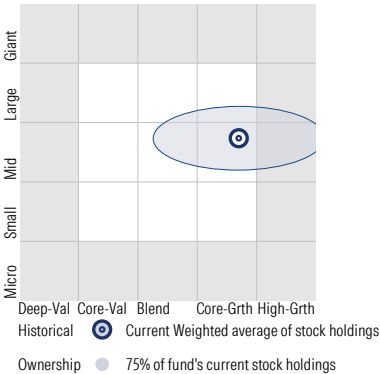
	Fund	Bmark	Cat
Price/Earnings Ratio	34.39	32.97	31.19
Price/Book Ratio	6.74	9.92	6.49
Geom Avg Mkt Cap \$B	46.96	31.48	30.01
ROE	24.42	30.17	23.54

Vanguard Mid-Cap Growth Index Admiral VMGMX

Morningstar Category
Mid-Cap Growth

Morningstar Index
Russell Mid Cap Growth TR USD

Style Analysis as of 09-30-2025
Morningstar Style Box™



Top 15 Holdings as of 09-30-2025				
Name	% Net Asset	Cumulative %	YTD Return %	Morningstar Sector
⊕ Robinhood Markets Inc Class A	2.86	2.86	-	Financial Services
⊕ Constellation Energy Corp	2.66	5.52	47.62	Utilities
⊕ DoorDash Inc Ordinary Shares - Class A	2.38	7.90	62.14	Consumer Cyclical
⊕ Roblox Corp Ordinary Shares - Class A	2.19	10.09	139.41	Communication Svc
⊕ Howmet Aerospace Inc	2.04	12.14	79.71	Industrials
⊕ Royal Caribbean Group	2.04	14.18	41.35	Consumer Cyclical
⊕ Motorola Solutions Inc	1.97	16.15	-0.36	Technology
⊕ TransDigm Group Inc	1.92	18.07	11.11	Industrials
⊕ Coinbase Global Inc Ordinary Shares - Class A	1.87	19.94	35.92	Financial Services
⊕ Vistra Corp	1.71	21.65	42.59	Utilities
⊕ Cloudflare Inc	1.65	23.30	99.28	Technology
⊕ Quanta Services Inc	1.60	24.90	31.22	Industrials
⊕ Alnylam Pharmaceuticals Inc	1.54	26.44	93.79	Healthcare
⊕ Vertiv Holdings Co Class A	1.49	27.93	32.89	Industrials
⊕ Fastenal Co	1.45	29.38	38.21	Industrials

Total Holdings 124

⊕ Increase ⊖ Decrease ✨ New to Portfolio

Vanguard Mid-Cap Value Index Admiral VMVAX

Morningstar Category
Mid-Cap Value

Morningstar Index
Russell Mid Cap Value TR USD

Portfolio Manager(s)

Aaron Choi since 08-2023
Kenny Narzikul since 02-2025

Quantitative Screens

- Performance: The fund has finished in the Mid-Cap Value category's top three quartiles in 9 of the 10 years it's been in existence.
- Management: The fund's management team has been in place for less than three years.
- Style: The fund has landed in its primary style box — Mid-Cap Value — 100 % of the time over the past three years.
- Net Expense: The fund's expense ratio of 0.07 is 92.63% lower than the Mid-Cap Value category average.

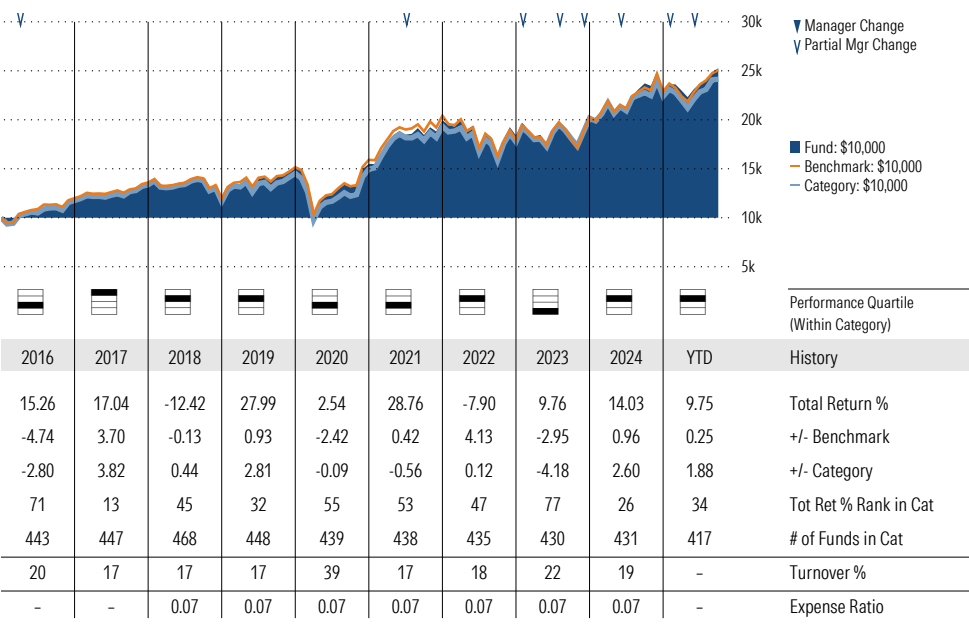
Morningstar Investment Management LLC Analysis

This fund fails the manager tenure screen. Although the managers on this fund are relatively recent additions, they are experienced at Vanguard, and the team-managed, well-established process of running index funds at Vanguard means that such changes are not concerning.

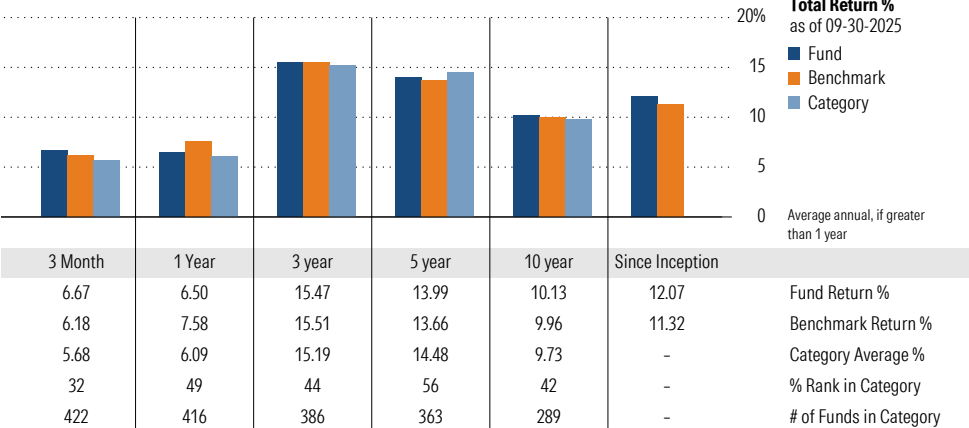
ESG Metrics

Metric	Rating	Updated
Sustainability Rating	4	08-31-2025
Carbon Risk Score	Medium Risk	12-31-2022
ESG Commitment	1-Low	02-15-2022

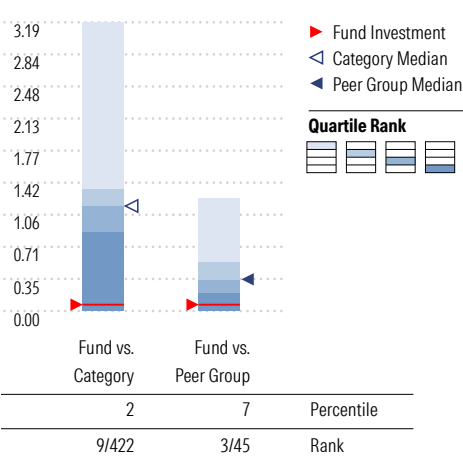
Growth of \$10,000



Trailing Performance



Net Expense



Peer group is a subset of the category and includes funds with the same management style (active vs. passive) and similar share class characteristics.

3-Year Risk Metrics

	Fund	Bmark	Cat
Alpha	0.78	-	0.22
Beta	0.94	-	0.97
R-Squared	97.74	-	92.40
Standard Deviation	16.07	16.90	17.02
Sharpe Ratio	0.67	0.65	0.62
Tracking Error	2.62	-	4.82
Information Ratio	-0.02	-	-0.16
Up Capture Ratio	95.71	-	96.30
Down Capture Ratio	92.88	-	95.39

Portfolio Metrics

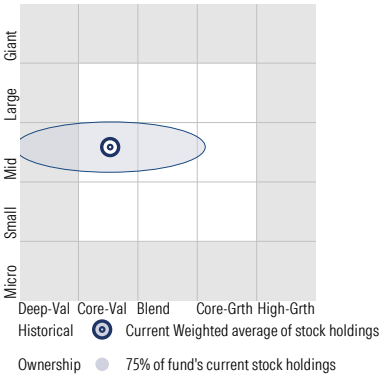
	Fund	Bmark	Cat
Price/Earnings Ratio	19.55	20.53	18.93
Price/Book Ratio	2.35	2.37	2.04
Geom Avg Mkt Cap \$B	37.31	21.69	20.87
ROE	17.21	14.14	14.21

Vanguard Mid-Cap Value Index Admiral VMVAX


Morningstar Category
Mid-Cap Value

Morningstar Index
Russell Mid Cap Value TR USD

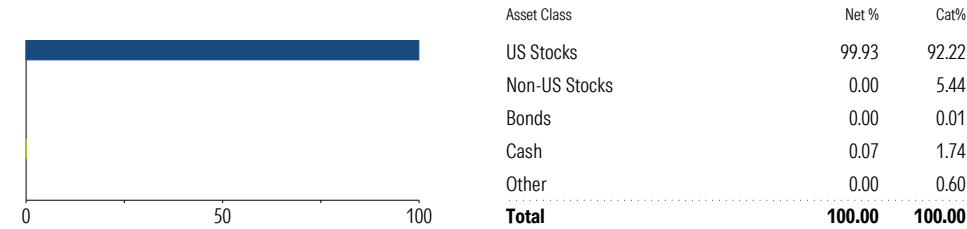
Style Analysis as of 09-30-2025
Morningstar Style Box™



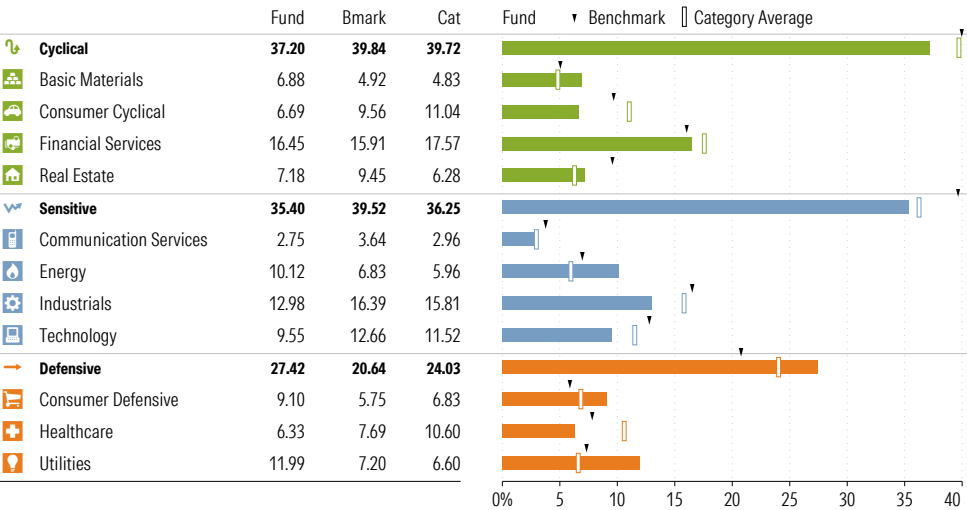
Style Breakdown



Asset Allocation as of 09-30-2025



Sector Weighting as of 09-30-2025



Top 15 Holdings as of 09-30-2025

Name	% Net Asset	Cumulative %	YTD Return %	Morningstar Sector
⊖ Newmont Corp	1.77	1.77	128.53	Basic Materials
⊖ CRH PLC	1.54	3.31	30.79	Basic Materials
⊖ Arthur J. Gallagher & Co	1.52	4.83	9.81	Financial Services
⊖ TE Connectivity PLC Registered Shares	1.24	6.07	55.00	Technology
⊖ Corning Inc	1.21	7.27	74.39	Technology
⊖ United Rentals Inc	1.17	8.45	36.28	Industrials
⊖ Digital Realty Trust Inc	1.13	9.57	-0.45	Real Estate
⊖ Marathon Petroleum Corp	1.12	10.69	40.12	Energy
⊖ Cummins Inc	1.11	11.80	22.78	Industrials
⊖ General Motors Co	1.11	12.91	15.24	Consumer Cyclical
⊖ Cencora Inc	1.10	14.01	39.83	Healthcare
⊖ L3Harris Technologies Inc	1.09	15.10	46.95	Industrials
⊖ Allstate Corp	1.08	16.18	12.89	Financial Services
⊕ Phillips 66	1.05	17.23	22.51	Energy
⊖ Valero Energy Corp	1.01	18.24	41.65	Energy

Total Holdings 183

⊕ Increase ⊖ Decrease ✱ New to Portfolio

Vanguard Small Cap Growth Index Admiral VSGAX

Morningstar Category
Small Growth
Morningstar Index
Russell 2000 Growth TR USD

Portfolio Manager(s)

Gerard O'Reilly since 12-2004
Aaron Choi since 02-2025
Kenny Narzikul since 02-2025

Quantitative Screens

- Performance: The fund has finished in the Small Growth category's top three quartiles in 10 of the 10 years it's been in existence.
- Management: The fund's management has been in place for 20.76 years.
- Style: The fund has landed in its primary style box — Small Growth — 100 % of the time over the past three years.
- Net Expense: The fund's expense ratio of 0.07 is 93.91% lower than the Small Growth category average.

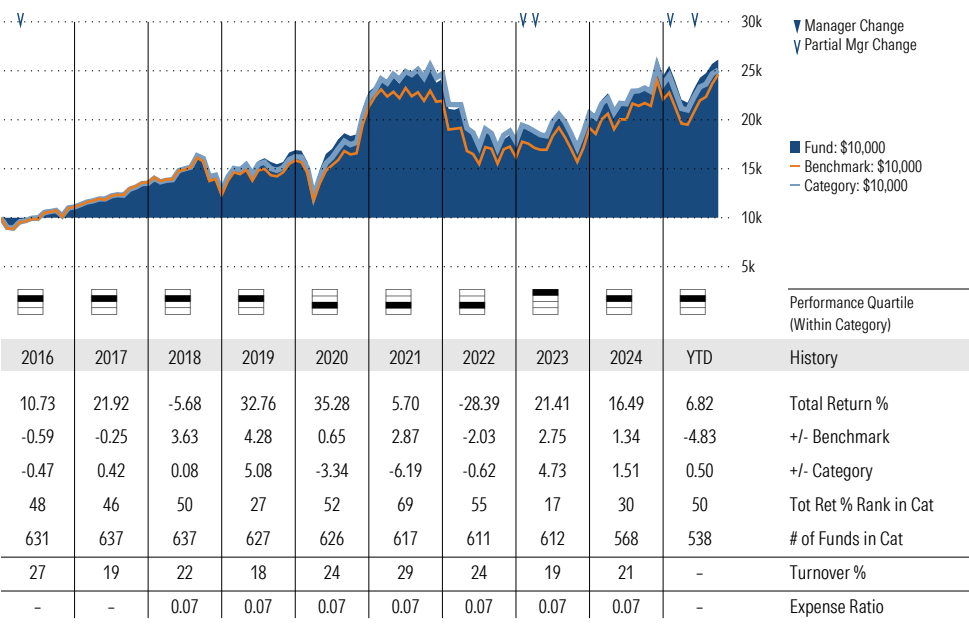
Morningstar Investment Management LLC Analysis

This fund passes all of Morningstar Investment Management's quantitative screens. Morningstar Investment Management has also assessed the fund from a qualitative perspective and, as a fiduciary, is comfortable recommending the fund's use in retirement plans.

ESG Metrics

Metric	Rating	Updated
Sustainability Rating	4	08-31-2025
Carbon Risk Score	Medium Risk	12-31-2022
ESG Commitment	1-Low	02-15-2022

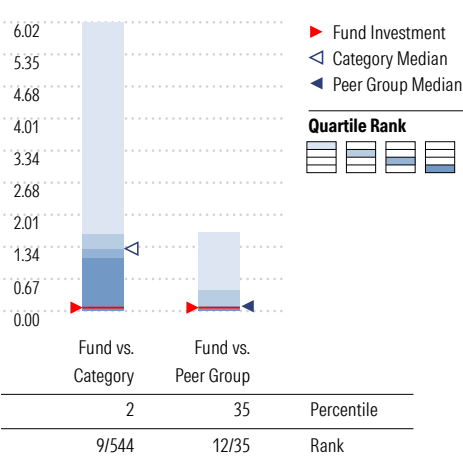
Growth of \$10,000



Trailing Performance



Net Expense



Peer group is a subset of the category and includes funds with the same management style (active vs. passive) and similar share class characteristics.

3-Year Risk Metrics

	Fund	Bmark	Cat
Alpha	0.42	-	-0.72
Beta	0.92	-	0.89
R-Squared	96.06	-	89.69
Standard Deviation	20.01	21.24	20.12
Sharpe Ratio	0.59	0.60	0.50
Tracking Error	4.29	-	6.87
Information Ratio	-0.19	-	-0.37
Up Capture Ratio	92.59	-	86.34
Down Capture Ratio	91.12	-	88.37

Portfolio Metrics

	Fund	Bmark	Cat
Price/Earnings Ratio	28.33	25.25	27.21
Price/Book Ratio	4.26	4.35	3.81
Geom Avg Mkt Cap \$B	9.62	3.83	7.19
ROE	10.33	5.00	11.44

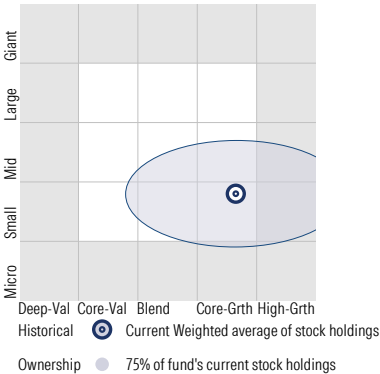
Vanguard Small Cap Growth Index Admiral VSGAX

Morningstar Category
Small Growth

Morningstar Index
Russell 2000 Growth TR USD

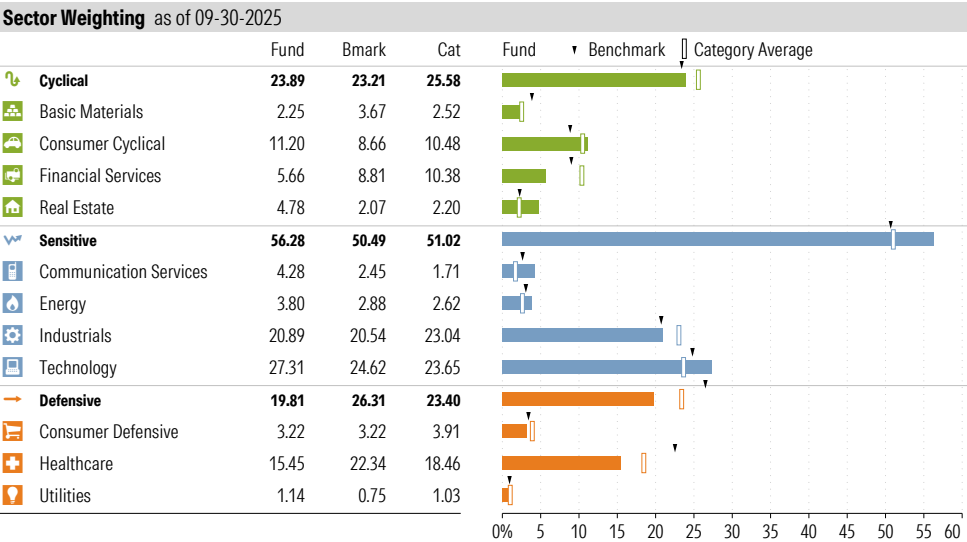
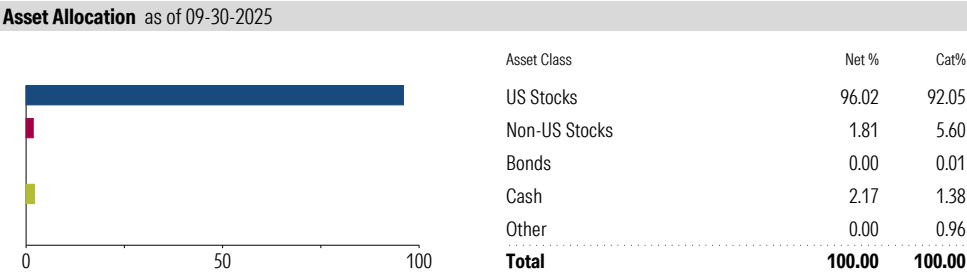
Style Analysis as of 09-30-2025

Morningstar Style Box™



Style Breakdown

Equity			
0	0	1	Large
0	9	27	Mid
5	22	34	Small
Value Blend Growth			
Weight %			
>50	25-50	10-25	0-10



Top 15 Holdings as of 09-30-2025

Name	% Net Asset	Cumulative %	YTD Return %	Morningstar Sector
⊕ Slcmt1142	1.79	1.79	-	-
⊕ Insmcd Inc	1.01	2.81	108.59	Healthcare
⊖ SoFi Technologies Inc Ordinary Shares	1.00	3.81	71.56	Financial Services
⊖ Comfort Systems USA Inc	0.97	4.77	94.91	Industrials
⊖ Astera Labs Inc	0.87	5.64	47.83	Technology
⊖ Pure Storage Inc Class A	0.87	6.51	36.43	Technology
⊖ PTC Inc	0.81	7.31	10.41	Technology
⊖ Liberty Media Corp Registered Shs Series -C- Formula One	0.74	8.05	12.72	Communication Svc
⊕ Rocket Lab Corp	0.73	8.78	-	Industrials
⊖ Credo Technology Group Holding Ltd	0.71	9.50	-	Technology
⊖ Casey's General Stores Inc	0.70	10.19	43.07	Consumer Cyclical
⊖ Natera Inc	0.70	10.89	1.69	Healthcare
⊖ Ciena Corp	0.68	11.58	71.76	Technology
⊖ Curtiss-Wright Corp	0.68	12.26	53.19	Industrials
⊖ RB Global Inc	0.67	12.93	17.14	Industrials

Total Holdings 573

⊕ Increase ⊖ Decrease ✨ New to Portfolio

Vanguard Small Cap Value Index Admiral VSIAX

Morningstar Category
Small Value
Morningstar Index
Russell 2000 Value TR USD

Portfolio Manager(s)

Gerard O'Reilly since 04-2016
Kenny Narzikul since 02-2025
Aaron Choi since 02-2025

Quantitative Screens

- Performance: The fund has finished in the Small Value category's top three quartiles in 10 of the 10 years it's been in existence.
- Management: The fund's management has been in place for 9.43 years.
- Style: The fund has landed in its primary style box — Small Value — 100 % of the time over the past three years.
- Net Expense: The fund's expense ratio of 0.07 is 93.52% lower than the Small Value category average.

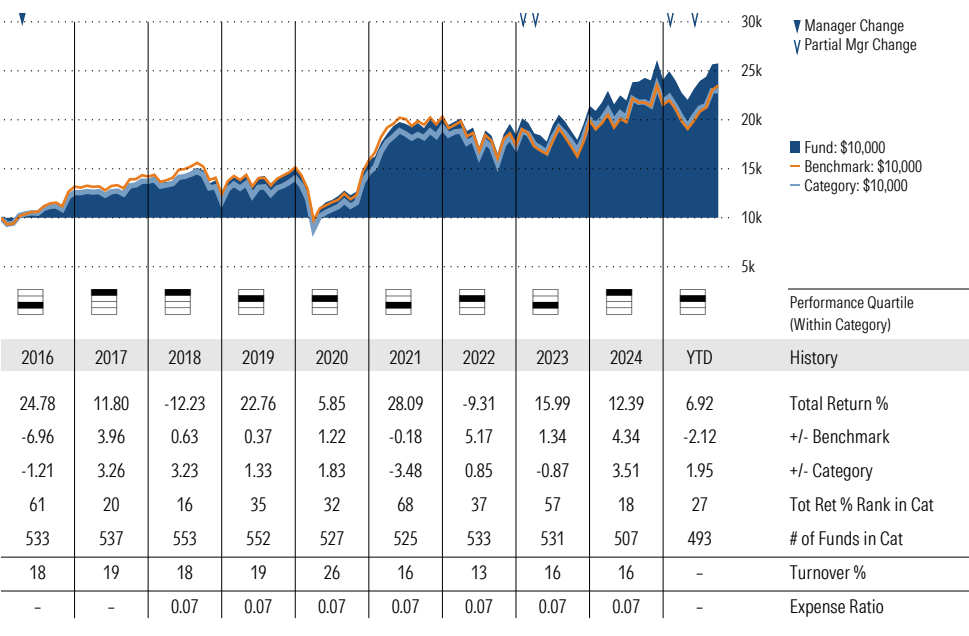
Morningstar Investment Management LLC Analysis

This fund passes all of Morningstar Investment Management's quantitative screens. Morningstar Investment Management has also assessed the fund from a qualitative perspective and, as a fiduciary, is comfortable recommending the fund's use in retirement plans.

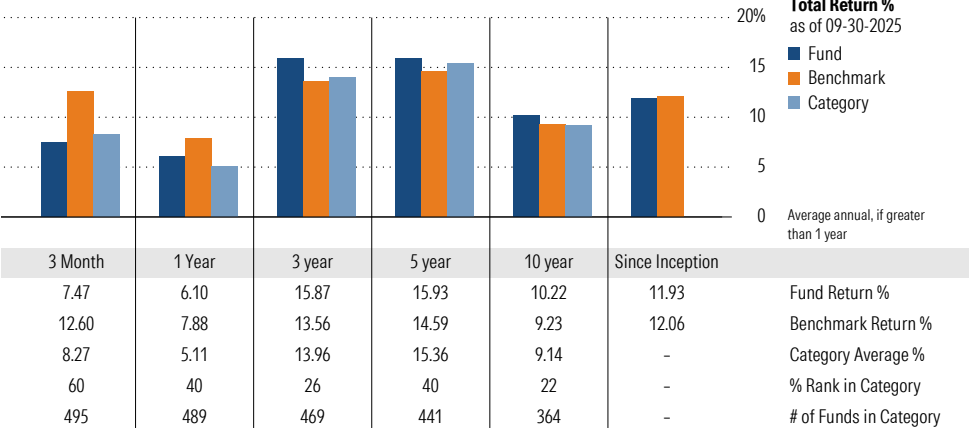
ESG Metrics

Metric	Rating	Updated
Sustainability Rating	5	08-31-2025
Carbon Risk Score	Medium Risk	12-31-2022
ESG Commitment	1-Low	02-15-2022

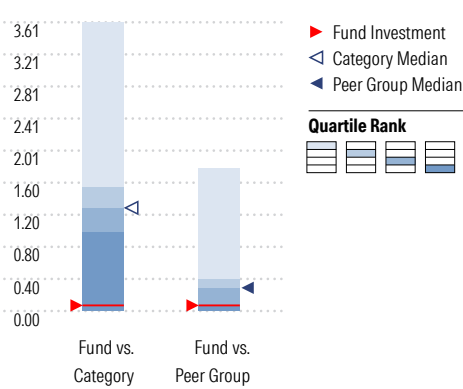
Growth of \$10,000



Trailing Performance



Net Expense



Percentile	2	23
Rank	11/500	14/63

Peer group is a subset of the category and includes funds with the same management style (active vs. passive) and similar share class characteristics.

3-Year Risk Metrics

	Fund	Bmark	Cat
Alpha	3.62	-	1.21
Beta	0.86	-	0.91
R-Squared	95.05	-	93.09
Standard Deviation	19.24	21.74	20.56
Sharpe Ratio	0.61	0.47	0.49
Tracking Error	5.22	-	5.65
Information Ratio	0.44	-	0.01
Up Capture Ratio	94.17	-	93.62
Down Capture Ratio	83.97	-	90.38

Portfolio Metrics

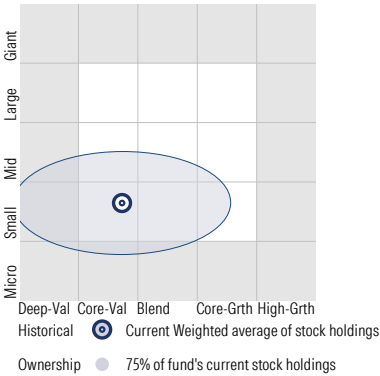
	Fund	Bmark	Cat
Price/Earnings Ratio	17.49	14.44	15.18
Price/Book Ratio	1.86	1.29	1.58
Geom Avg Mkt Cap \$B	7.77	2.28	5.89
ROE	12.41	2.99	13.36

Vanguard Small Cap Value Index Admiral VSIAX

Morningstar Category
Small Value

Morningstar Index
Russell 2000 Value TR USD

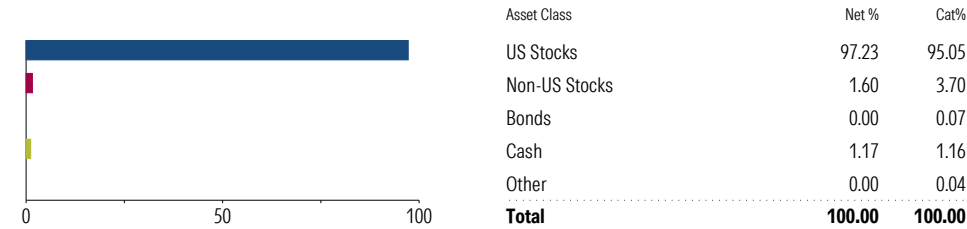
Style Analysis as of 09-30-2025
Morningstar Style Box™



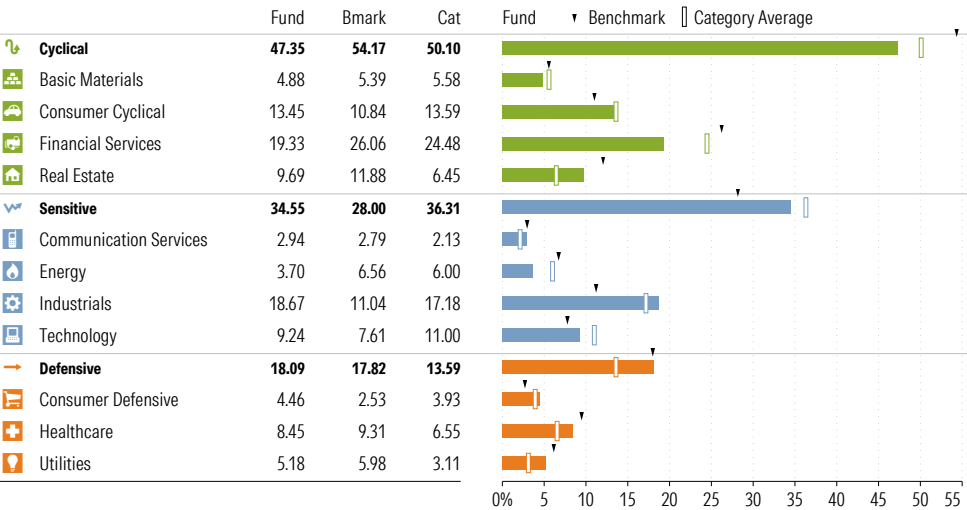
Style Breakdown



Asset Allocation as of 09-30-2025



Sector Weighting as of 09-30-2025



Top 15 Holdings as of 09-30-2025

Name	% Net Asset	Cumulative %	YTD Return %	Morningstar Sector
NRG Energy Inc	0.80	0.80	80.97	Utilities
EMCOR Group Inc	0.74	1.53	43.27	Industrials
Atmos Energy Corp	0.66	2.19	24.48	Utilities
Slcmt1142	0.63	2.82	-	-
Williams-Sonoma Inc	0.61	3.43	6.57	Consumer Cyclical
Tapestry Inc	0.60	4.03	74.99	Consumer Cyclical
Smurfit WestRock PLC	0.56	4.59	-18.56	Consumer Cyclical
Jabil Inc	0.56	5.16	51.08	Technology
United Therapeutics Corp	0.48	5.64	18.81	Healthcare
Aptiv PLC	0.48	6.12	42.56	Consumer Cyclical
F5 Inc	0.47	6.59	28.52	Technology
Pentair PLC	0.46	7.05	10.80	Industrials
Tenet Healthcare Corp	0.46	7.50	60.85	Healthcare
AECOM	0.44	7.94	22.87	Industrials
US Foods Holding Corp	0.44	8.38	13.58	Consumer Defensive

Total Holdings 845

⊕ Increase ⊖ Decrease ✨ New to Portfolio

Vanguard Target Retirement 2020 Fund VTWNX

Morningstar Category
Target-Date 2020

Morningstar Index
Morningstar Lifetime Mod 2020 TR USD

Portfolio Manager(s)

Walter Nejman since 02-2013
Aur lie Denis since 02-2023
Michael Roach since 02-2023
Roger Aliaga-Diaz since 02-2023

Quantitative Screens

- Performance: The fund has finished in the Target-Date 2020 category's top three quartiles in 10 of the 10 years it's been in existence.
- Management: The fund's management has been in place for 12.61 years.
- Style: The fund has landed in its primary style box — Large Blend — 100 % of the time over the past three years.
- Net Expense: The fund's expense ratio of 0.08 is 83.67% lower than the Target-Date 2020 category average.

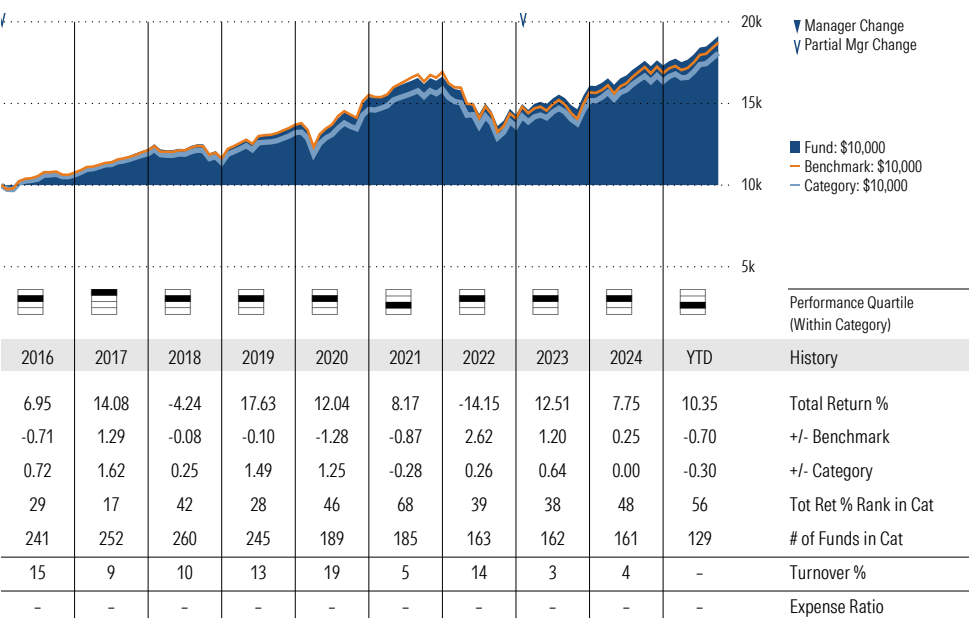
Morningstar Investment Management LLC Analysis

This fund passes all of Morningstar Investment Management's quantitative screens. Morningstar Investment Management has also assessed the fund from a qualitative perspective and, as a fiduciary, is comfortable recommending the fund's use in retirement plans.

ESG Metrics

Metric	Rating	Updated
Sustainability Rating	4	08-31-2025
ESG Commitment	1-Low	02-15-2022

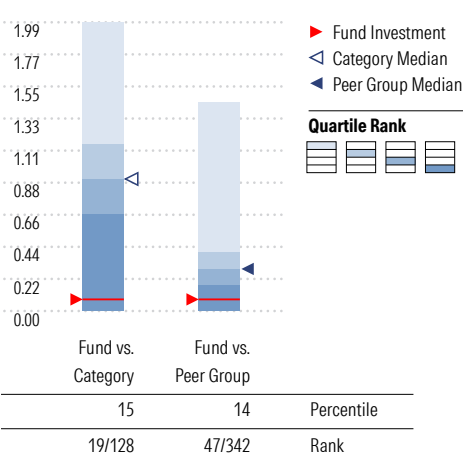
Growth of \$10,000



Trailing Performance



Net Expense



Peer group is a subset of the category and includes funds with the same management style (active vs. passive) and similar share class characteristics.

3-Year Risk Metrics

	Fund	Bmark	Cat
Alpha	1.36	-	0.76
Beta	0.86	-	0.92
R-Squared	98.87	-	98.18
Standard Deviation	7.54	8.71	8.06
Sharpe Ratio	0.89	0.81	0.84
Tracking Error	1.45	-	1.41
Information Ratio	-0.16	-	-0.08
Up Capture Ratio	91.15	-	94.65
Down Capture Ratio	81.22	-	89.38

Portfolio Metrics

	Fund	Bmark	Cat
Price/Earnings Ratio	21.46	22.67	22.17
Price/Book Ratio	2.87	3.11	3.18
Avg Eff Duration	5.31	-	4.83

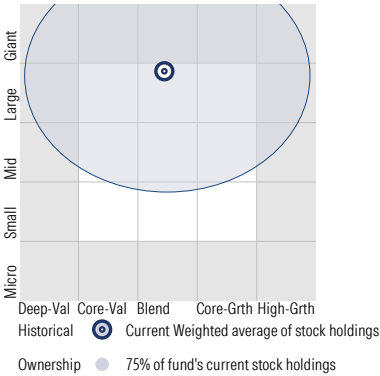
Vanguard Target Retirement 2020 Fund VTWNX

Morningstar Category
Target-Date 2020

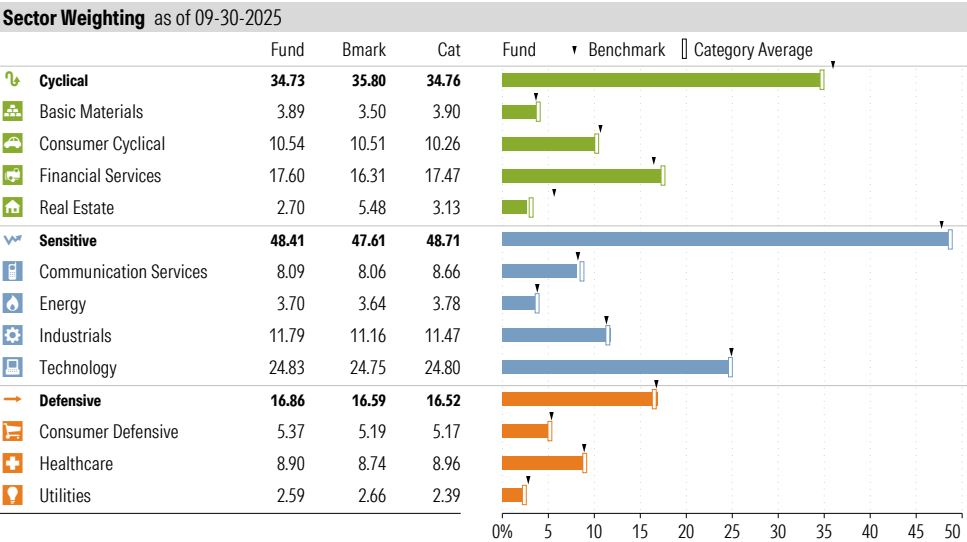
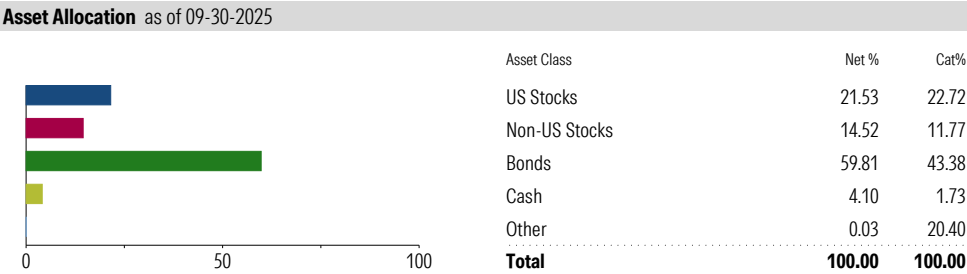
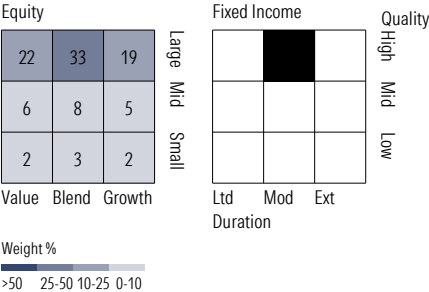
Morningstar Index
Morningstar Lifetime Mod 2020 TR USD

Style Analysis as of 09-30-2025

Morningstar Style Box™



Style Breakdown



Top 7 Holdings as of 09-30-2025					
Name	Maturity Date	% Net Asset	Cumulative %	YTD Return %	Morningstar Sector
⊖ Vanguard Total Bond Market II Idx Inv	-	34.36	34.36	-	-
⊖ Vanguard Total Stock Mkt Idx Instl Pls	-	21.60	55.95	-	-
⊖ Vanguard Total Intl Stock Index Inv	-	14.87	70.82	-	-
⊕ Vanguard Total Intl Bd II Idx Instl	-	14.49	85.31	-	-
⊕ Vanguard Shrt-Term Infl-Prot Sec Idx Adm	-	13.95	99.27	-	-
⊕ Mktliq 12/31/2049	-	0.69	99.95	-	-
⊕ Us Dollar	-	0.05	100.00	-	-
Total Holdings 7					

⊕ Increase ⊖ Decrease ✱ New to Portfolio

Vanguard Target Retirement 2025 Fund VTTVX

Morningstar Category Target-Date 2025 Morningstar Index Morningstar Lifetime Mod 2025 TR USD

Portfolio Manager(s)

Walter Nejman since 02-2013
Aur lie Denis since 02-2023
Michael Roach since 02-2023
Roger Aliaga-Diaz since 02-2023

Quantitative Screens

- Performance: The fund has finished in the Target-Date 2025 category's top three quartiles in 10 of the 10 years it's been in existence.
- Management: The fund's management has been in place for 12.61 years.
- Style: The fund has landed in its primary style box — Large Blend — 100 % of the time over the past three years.
- Net Expense: The fund's expense ratio of 0.08 is 85.19% lower than the Target-Date 2025 category average.

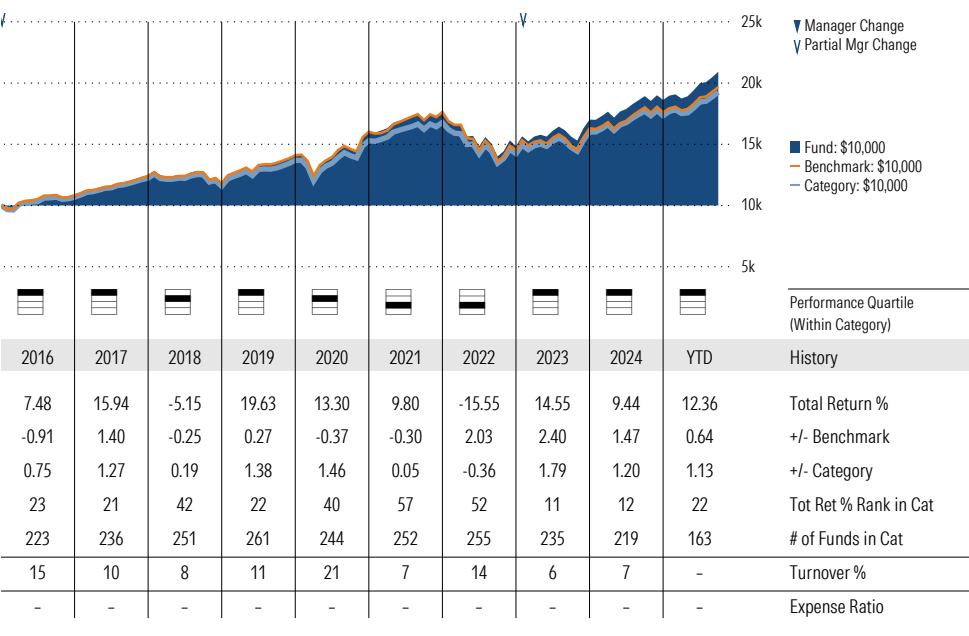
Morningstar Investment Management LLC Analysis

This fund passes all of Morningstar Investment Management's quantitative screens. Morningstar Investment Management has also assessed the fund from a qualitative perspective and, as a fiduciary, is comfortable recommending the fund's use in retirement plans.

ESG Metrics

Metric	Rating	Updated
Sustainability Rating	3	08-31-2025
Carbon Risk Score	Low Risk	12-31-2022
ESG Commitment	1-Low	02-15-2022

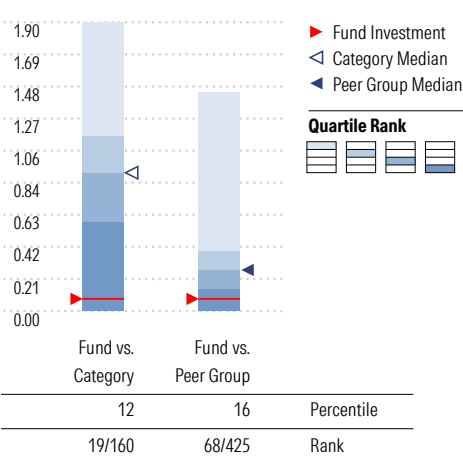
Growth of \$10,000



Trailing Performance



Net Expense



Peer group is a subset of the category and includes funds with the same management style (active vs. passive) and similar share class characteristics.

3-Year Risk Metrics

	Fund	Bmark	Cat
Alpha	1.95	-	1.03
Beta	0.93	-	0.90
R-Squared	98.69	-	97.99
Standard Deviation	8.82	9.44	8.59
Sharpe Ratio	1.01	0.83	0.89
Tracking Error	1.22	-	1.63
Information Ratio	1.00	-	0.03
Up Capture Ratio	99.82	-	93.76
Down Capture Ratio	87.32	-	87.13

Portfolio Metrics

	Fund	Bmark	Cat
Price/Earnings Ratio	21.49	22.49	21.20
Price/Book Ratio	2.87	3.07	3.16
Avg Eff Duration	5.54	-	4.64

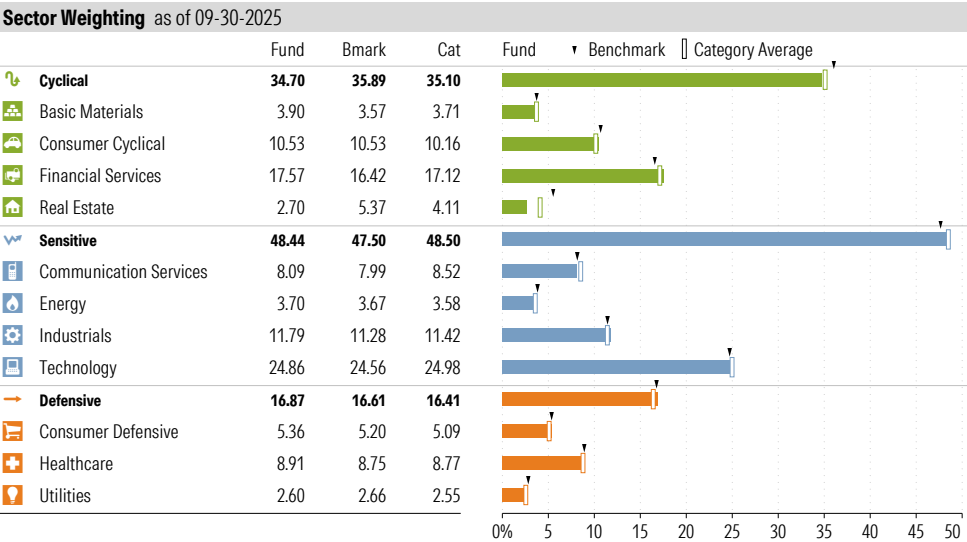
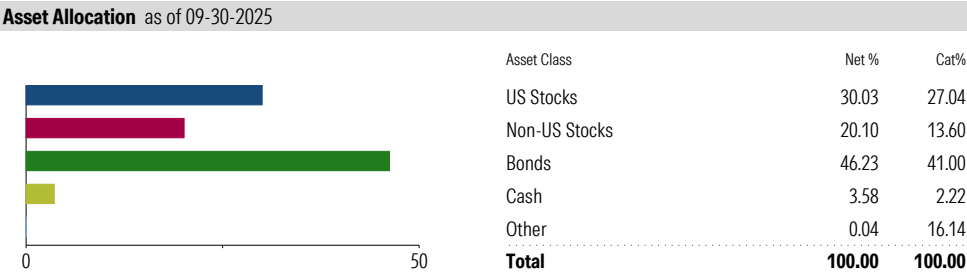
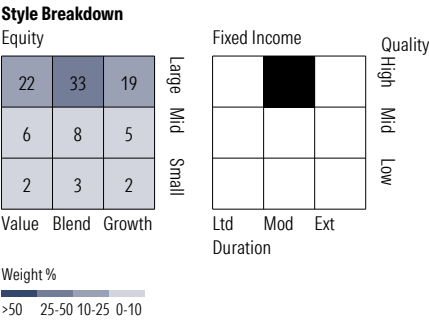
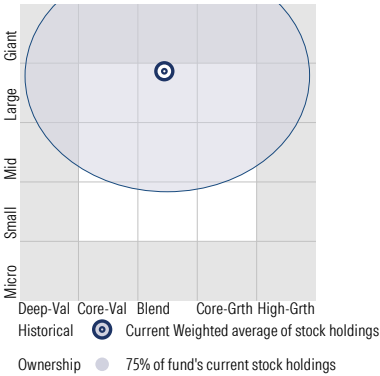
Vanguard Target Retirement 2025 Fund VTTVX

Morningstar Category
Target-Date 2025

Morningstar Index
Morningstar Lifetime Mod 2025 TR USD

Style Analysis as of 09-30-2025

Morningstar Style Box™



Top 7 Holdings as of 09-30-2025

Name	Maturity Date	% Net Asset	Cumulative %	YTD Return %	Morningstar Sector
⊖ Vanguard Total Stock Mkt Idx Instl Pls	-	30.13	30.13	-	-
⊕ Vanguard Total Bond Market II Idx Inv	-	28.75	58.88	-	-
⊖ Vanguard Total Intl Stock Index Inv	-	20.58	79.46	-	-
⊕ Vanguard Total Intl Bd II Idx Instl	-	12.12	91.58	-	-
⊕ Vanguard Shrt-Term Infl-Prot Sec Idx Adm	-	7.70	99.28	-	-
⊕ Mktliq 12/31/2049	-	0.70	99.98	-	-
⊕ Us Dollar	-	0.02	100.00	-	-

Total Holdings 7

⊕ Increase ⊖ Decrease ✱ New to Portfolio

Vanguard Target Retirement 2030 Fund VTHRX

Morningstar Category Target-Date 2030 Morningstar Index Morningstar Lifetime Mod 2030 TR USD

Portfolio Manager(s)

Walter Nejman since 02-2013
Aur lie Denis since 02-2023
Michael Roach since 02-2023
Roger Aliaga-Diaz since 02-2023

Quantitative Screens

- Performance: The fund has finished in the Target-Date 2030 category's top three quartiles in 10 of the 10 years it's been in existence.
- Management: The fund's management has been in place for 12.61 years.
- Style: The fund has landed in its primary style box — Large Blend — 100 % of the time over the past three years.
- Net Expense: The fund's expense ratio of 0.08 is 85.71% lower than the Target-Date 2030 category average.

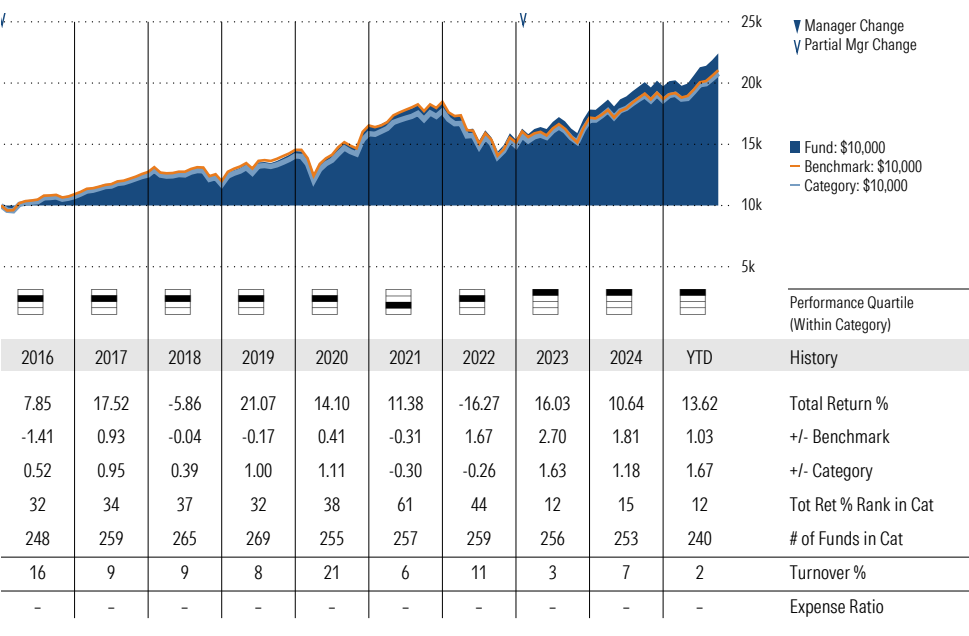
Morningstar Investment Management LLC Analysis

This fund passes all of Morningstar Investment Management's quantitative screens. Morningstar Investment Management has also assessed the fund from a qualitative perspective and, as a fiduciary, is comfortable recommending the fund's use in retirement plans.

ESG Metrics

Metric	Rating	Updated
Sustainability Rating	3	08-31-2025
Carbon Risk Score	Low Risk	12-31-2022
ESG Commitment	1-Low	02-15-2022

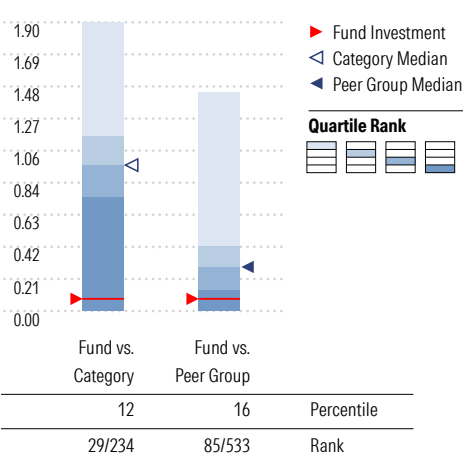
Growth of \$10,000



Trailing Performance



Net Expense



Peer group is a subset of the category and includes funds with the same management style (active vs. passive) and similar share class characteristics.

3-Year Risk Metrics

	Fund	Bmark	Cat
Alpha	2.06	-	1.04
Beta	0.95	-	0.91
R-Squared	98.58	-	97.75
Standard Deviation	9.74	10.20	9.42
Sharpe Ratio	1.07	0.89	0.94
Tracking Error	1.27	-	1.68
Information Ratio	1.24	-	0.10
Up Capture Ratio	101.78	-	94.74
Down Capture Ratio	89.71	-	88.49

Portfolio Metrics

	Fund	Bmark	Cat
Price/Earnings Ratio	21.48	22.31	22.24
Price/Book Ratio	2.87	3.03	3.32
Avg Eff Duration	6.09	-	5.27

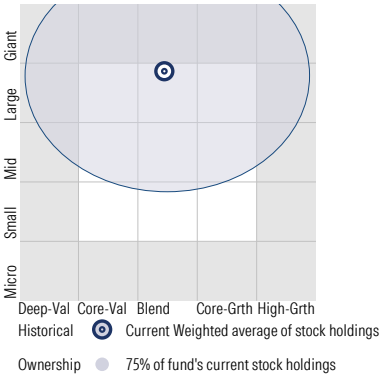
Vanguard Target Retirement 2030 Fund VTHR

Morningstar Category
Target-Date 2030

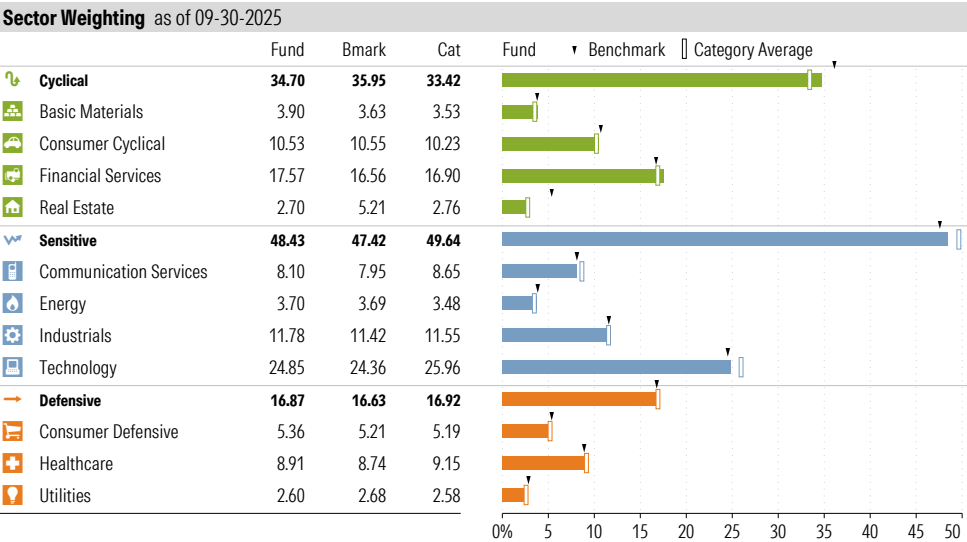
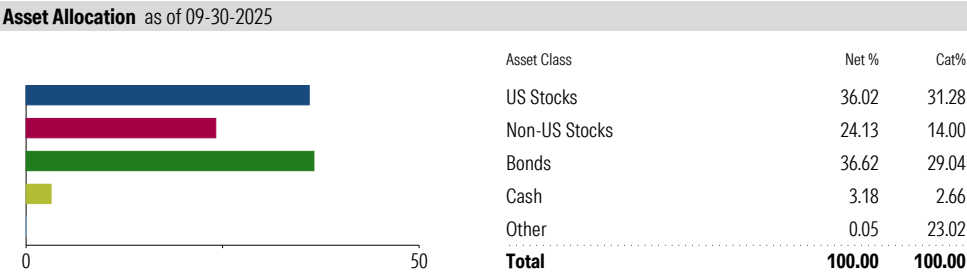
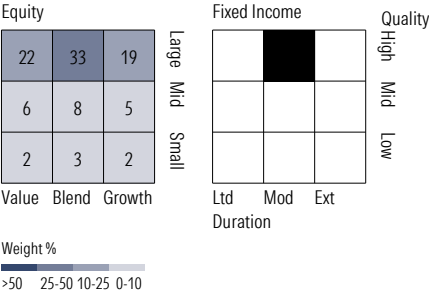
Morningstar Index
Morningstar Lifetime Mod 2030 TR USD

Style Analysis as of 09-30-2025

Morningstar Style Box™



Style Breakdown



Top 7 Holdings as of 09-30-2025					
Name	Maturity Date	% Net Asset	Cumulative %	YTD Return %	Morningstar Sector
⊖ Vanguard Total Stock Mkt Idx Instl Pls	-	36.14	36.14	-	-
⊕ Vanguard Total Bond Market II Idx Inv	-	27.15	63.29	-	-
⊖ Vanguard Total Intl Stock Index Inv	-	24.71	88.00	-	-
⊕ Vanguard Total Intl Bd II Idx Instl	-	11.35	99.35	-	-
⊕ Mktliq 12/31/2049	-	0.64	99.99	-	-
⊕ Us Dollar	-	0.01	100.00	-	-
⊕ Vanguard Shrt-Term Infl-Prot Sec Idx Adm	-	0.00	100.00	-	-
Total Holdings 7					

⊕ Increase ⊖ Decrease ✱ New to Portfolio

Vanguard Target Retirement 2035 Fund VTTHX

Morningstar Category
Target-Date 2035

Morningstar Index
Morningstar Lifetime Mod 2035 TR USD

Portfolio Manager(s)

Walter Nejman since 02-2013
Aur lie Denis since 02-2023
Michael Roach since 02-2023
Roger Aliaga-Diaz since 02-2023

Quantitative Screens

- Performance: The fund has finished in the Target-Date 2035 category's top three quartiles in 9 of the 10 years it's been in existence.
- Management: The fund's management has been in place for 12.61 years.
- Style: The fund has landed in its primary style box — Large Blend — 97.06 % of the time over the past three years.
- Net Expense: The fund's expense ratio of 0.08 is 85.71% lower than the Target-Date 2035 category average.

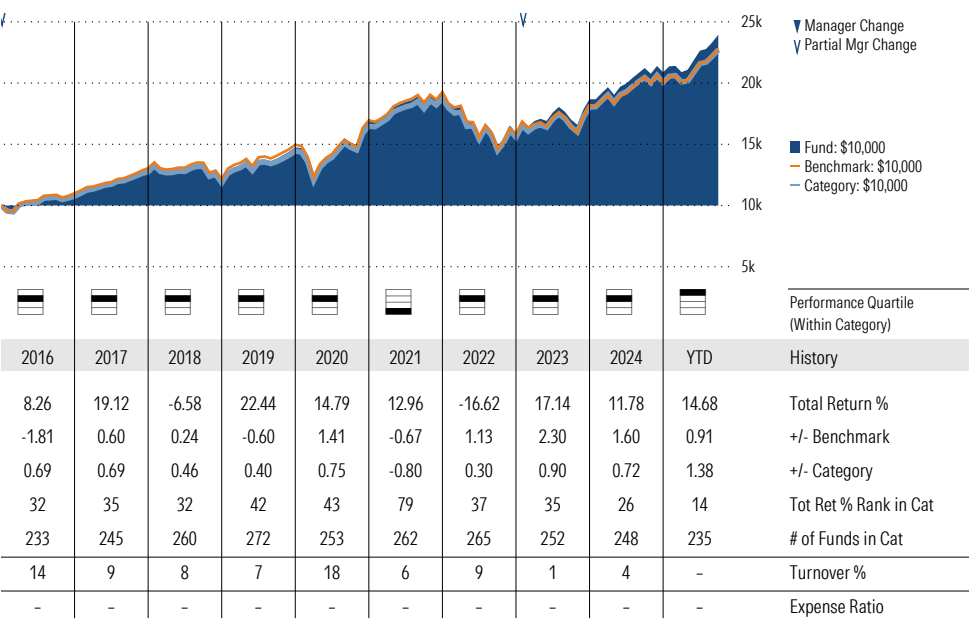
Morningstar Investment Management LLC Analysis

This fund passes all of Morningstar Investment Management's quantitative screens. Morningstar Investment Management has also assessed the fund from a qualitative perspective and, as a fiduciary, is comfortable recommending the fund's use in retirement plans.

ESG Metrics

Metric	Rating	Updated
Sustainability Rating	3	08-31-2025
Carbon Risk Score	Low Risk	12-31-2022
ESG Commitment	1-Low	02-15-2022

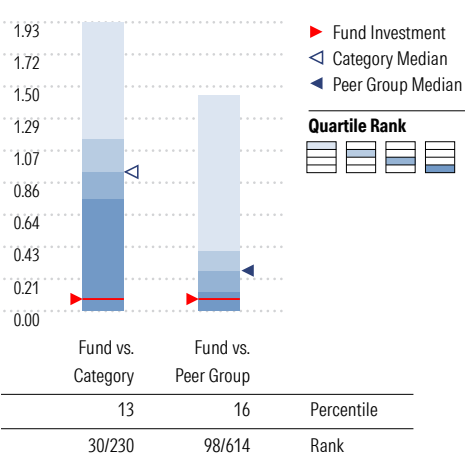
Growth of \$10,000



Trailing Performance



Net Expense



Peer group is a subset of the category and includes funds with the same management style (active vs. passive) and similar share class characteristics.

3-Year Risk Metrics

	Fund	Bmark	Cat
Alpha	1.99	-	1.10
Beta	0.94	-	0.94
R-Squared	98.65	-	97.53
Standard Deviation	10.36	10.99	10.46
Sharpe Ratio	1.12	0.97	1.03
Tracking Error	1.39	-	1.72
Information Ratio	0.89	-	0.26
Up Capture Ratio	99.69	-	97.18
Down Capture Ratio	88.68	-	90.91

Portfolio Metrics

	Fund	Bmark	Cat
Price/Earnings Ratio	21.51	22.12	22.75
Price/Book Ratio	2.88	2.99	3.26
Avg Eff Duration	6.08	-	6.04

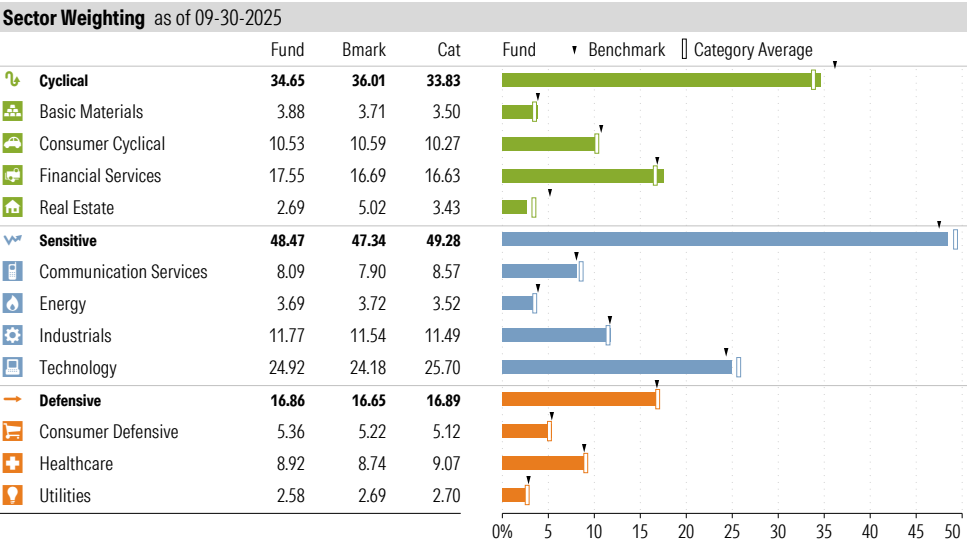
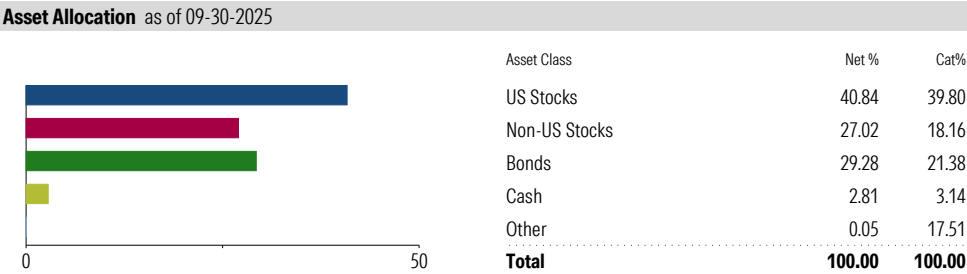
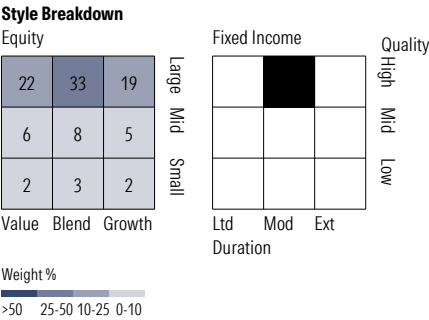
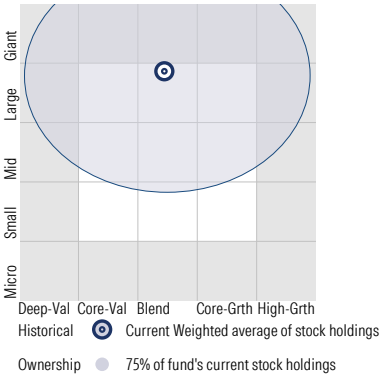
Vanguard Target Retirement 2035 Fund VTTHX

Morningstar Category
Target-Date 2035

Morningstar Index
Morningstar Lifetime Mod 2035 TR USD

Style Analysis as of 09-30-2025

Morningstar Style Box™



Top 6 Holdings as of 09-30-2025						
Name	Maturity Date	% Net Asset	Cumulative %	YTD Return %	Morningstar Sector	
⊖ Vanguard Total Stock Mkt Idx Instl Pls	-	40.97	40.97	-	-	
⊕ Vanguard Total Intl Stock Index Inv	-	27.66	68.64	-	-	
⊕ Vanguard Total Bond Market II Idx Inv	-	21.82	90.46	-	-	
⊕ Vanguard Total Intl Bd II Idx Instl	-	8.97	99.43	-	-	
⊖ Mktliq 12/31/2049	-	0.56	99.99	-	-	
⊕ Us Dollar	-	0.01	100.00	-	-	

Total Holdings 6

⊕ Increase ⊖ Decrease ✱ New to Portfolio

Vanguard Target Retirement 2040 Fund VFORX

Morningstar Category
Target-Date 2040

Morningstar Index
Morningstar Lifetime Mod 2040 TR USD

Portfolio Manager(s)

Walter Nejman since 02-2013
Roger Aliaga-Diaz since 02-2023
Aur lie Denis since 02-2023
Michael Roach since 02-2023

Quantitative Screens

- Performance: The fund has finished in the Target-Date 2040 category's top three quartiles in 9 of the 10 years it's been in existence.
- Management: The fund's management has been in place for 12.61 years.
- Style: The fund has landed in its primary style box — Large Blend — 97.06 % of the time over the past three years.
- Net Expense: The fund's expense ratio of 0.08 is 85.96% lower than the Target-Date 2040 category average.

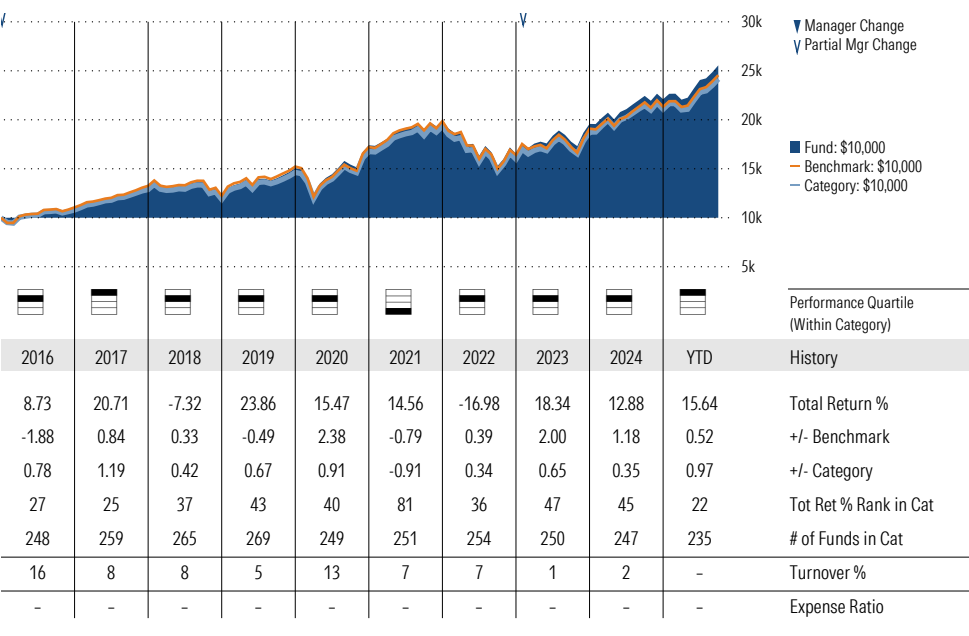
Morningstar Investment Management LLC Analysis

This fund passes all of Morningstar Investment Management's quantitative screens. Morningstar Investment Management has also assessed the fund from a qualitative perspective and, as a fiduciary, is comfortable recommending the fund's use in retirement plans.

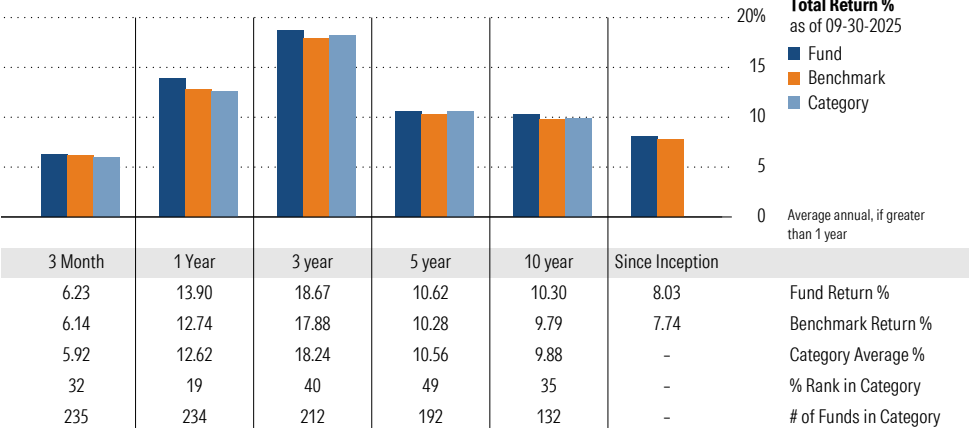
ESG Metrics

Metric	Rating	Updated
Sustainability Rating	3	08-31-2025
Carbon Risk Score	Low Risk	12-31-2022
ESG Commitment	1-Low	02-15-2022

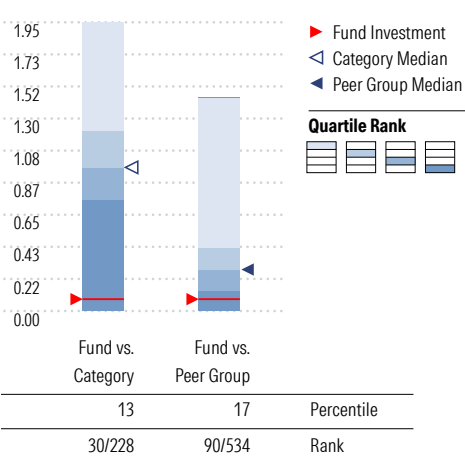
Growth of \$10,000



Trailing Performance



Net Expense



Peer group is a subset of the category and includes funds with the same management style (active vs. passive) and similar share class characteristics.

3-Year Risk Metrics

	Fund	Bmark	Cat
Alpha	1.82	-	0.95
Beta	0.93	-	0.96
R-Squared	98.70	-	97.50
Standard Deviation	10.96	11.72	11.37
Sharpe Ratio	1.18	1.05	1.10
Tracking Error	1.50	-	1.82
Information Ratio	0.53	-	0.23
Up Capture Ratio	98.02	-	98.15
Down Capture Ratio	88.60	-	92.88

Portfolio Metrics

	Fund	Bmark	Cat
Price/Earnings Ratio	21.53	21.94	22.48
Price/Book Ratio	2.88	2.95	3.20
Avg Eff Duration	6.08	-	6.58

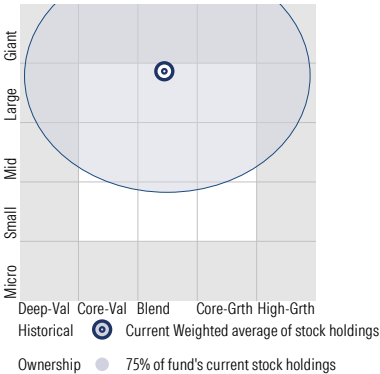
Vanguard Target Retirement 2040 Fund VFORX

Morningstar Category
Target-Date 2040

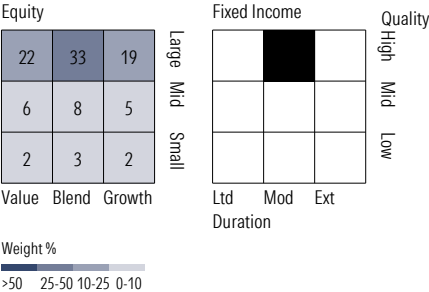
Morningstar Index
Morningstar Lifetime Mod 2040 TR USD

Style Analysis as of 09-30-2025

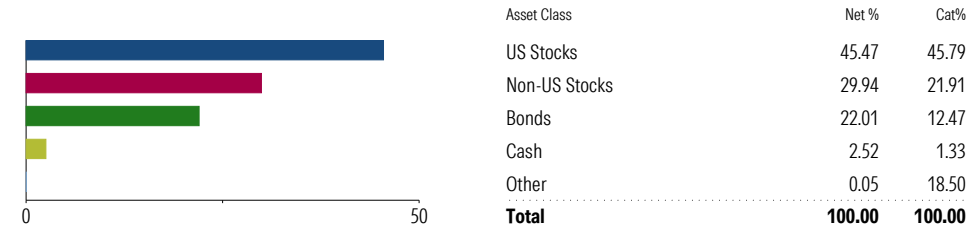
Morningstar Style Box™



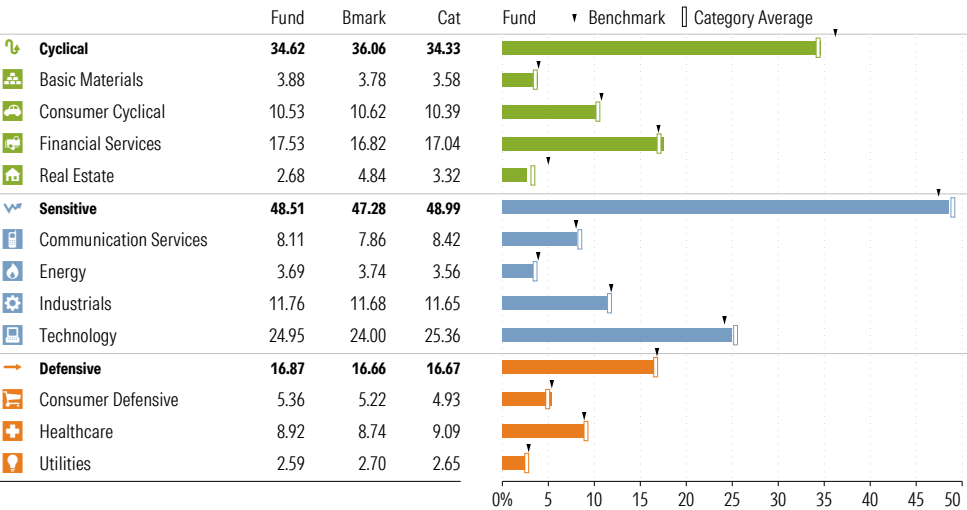
Style Breakdown



Asset Allocation as of 09-30-2025



Sector Weighting as of 09-30-2025



Top 6 Holdings as of 09-30-2025

Name	Maturity Date	% Net Asset	Cumulative %	YTD Return %	Morningstar Sector
⊖ Vanguard Total Stock Mkt Idx Instl Pls	-	45.62	45.62	-	-
⊕ Vanguard Total Intl Stock Index Inv	-	30.65	76.27	-	-
⊕ Vanguard Total Bond Market II Idx Inv	-	16.46	92.73	-	-
⊕ Vanguard Total Intl Bd II Idx Instl	-	6.69	99.42	-	-
⊕ Mktliq 12/31/2049	-	0.55	99.97	-	-
⊕ Us Dollar	-	0.03	100.00	-	-

Total Holdings 6

⊕ Increase ⊖ Decrease ✱ New to Portfolio

Vanguard Target Retirement 2045 Fund VTIVX

Morningstar Category
Target-Date 2045

Morningstar Index
Morningstar Lifetime Mod 2045 TR USD

Portfolio Manager(s)

Walter Nejman since 02-2013
Aur lie Denis since 02-2023
Michael Roach since 02-2023
Roger Aliaga-Diaz since 02-2023

Quantitative Screens

- Performance: The fund has finished in the Target-Date 2045 category's top three quartiles in 10 of the 10 years it's been in existence.
- Management: The fund's management has been in place for 12.61 years.
- Style: The fund has landed in its primary style box — Large Blend — 97.06 % of the time over the past three years.
- Net Expense: The fund's expense ratio of 0.08 is 86.21% lower than the Target-Date 2045 category average.

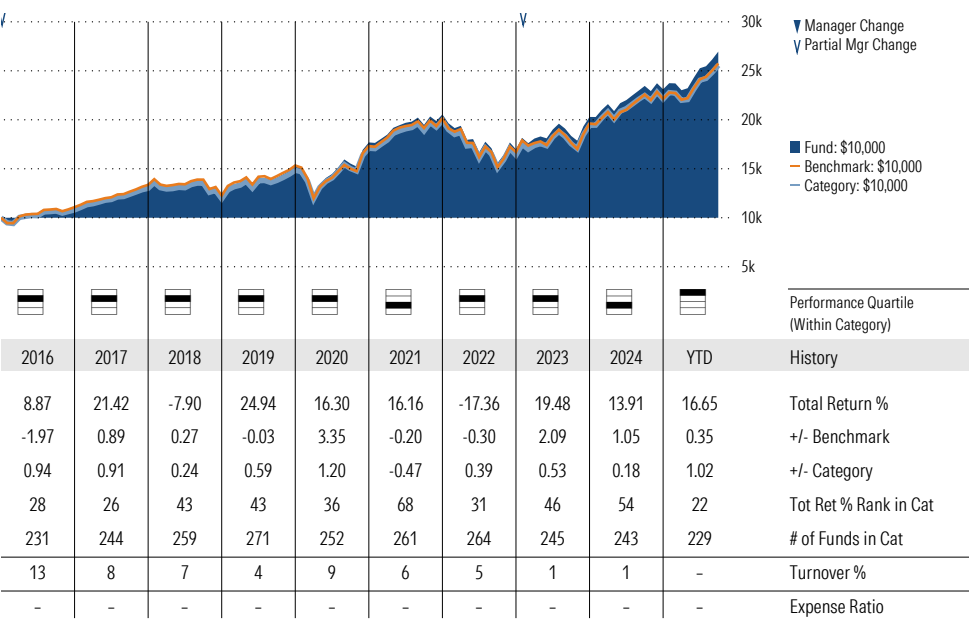
Morningstar Investment Management LLC Analysis

This fund passes all of Morningstar Investment Management's quantitative screens. Morningstar Investment Management has also assessed the fund from a qualitative perspective and, as a fiduciary, is comfortable recommending the fund's use in retirement plans.

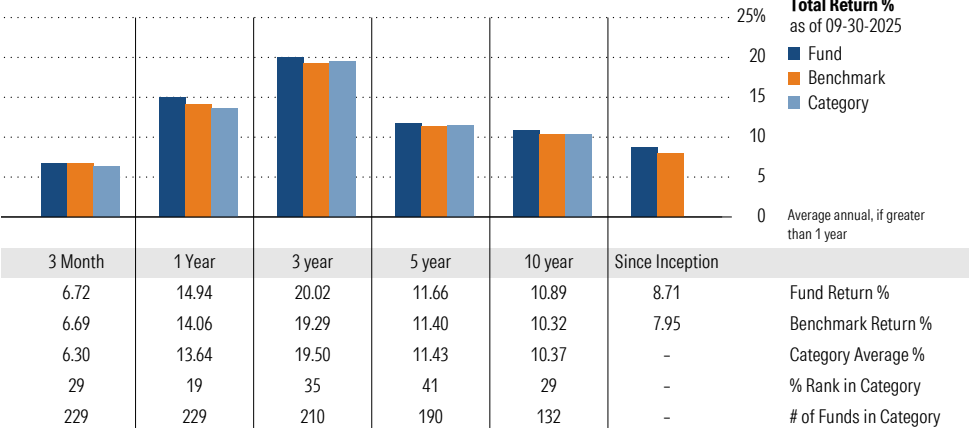
ESG Metrics

Metric	Rating	Updated
Sustainability Rating	3	08-31-2025
Carbon Risk Score	Low Risk	12-31-2022
ESG Commitment	1-Low	02-15-2022

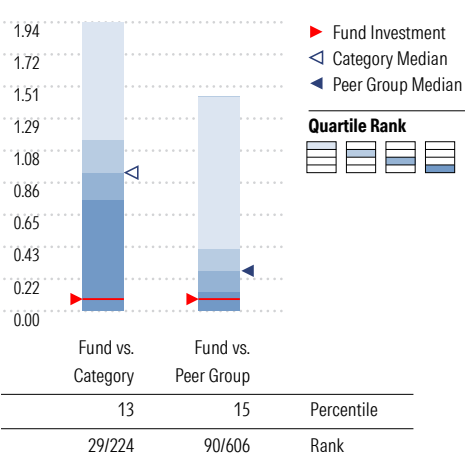
Growth of \$10,000



Trailing Performance



Net Expense



Peer group is a subset of the category and includes funds with the same management style (active vs. passive) and similar share class characteristics.

3-Year Risk Metrics

	Fund	Bmark	Cat
Alpha	1.68	-	0.76
Beta	0.94	-	0.96
R-Squared	98.64	-	97.49
Standard Deviation	11.60	12.27	11.98
Sharpe Ratio	1.22	1.10	1.14
Tracking Error	1.55	-	1.90
Information Ratio	0.47	-	0.13
Up Capture Ratio	98.21	-	98.34
Down Capture Ratio	89.74	-	94.50

Portfolio Metrics

	Fund	Bmark	Cat
Price/Earnings Ratio	21.50	21.76	22.47
Price/Book Ratio	2.87	2.92	3.20
Avg Eff Duration	6.08	-	7.22

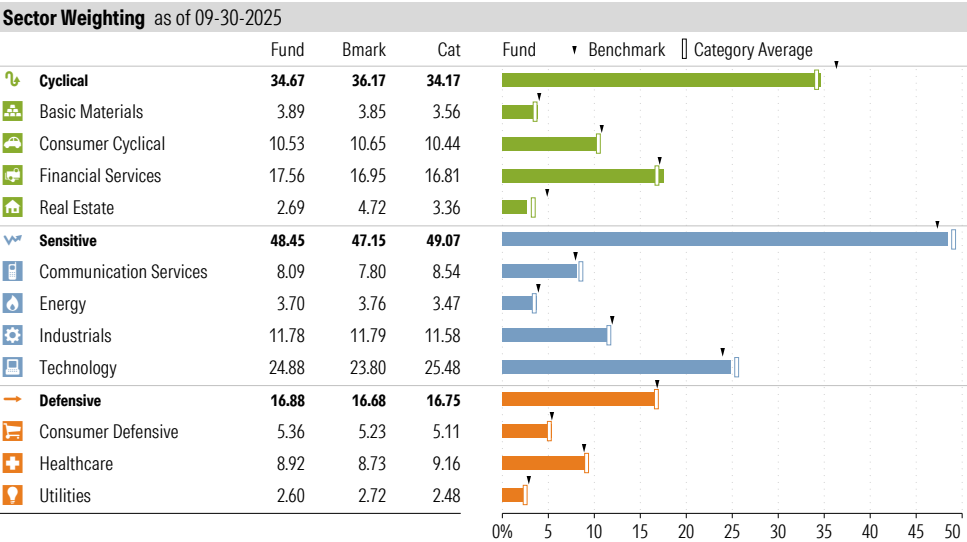
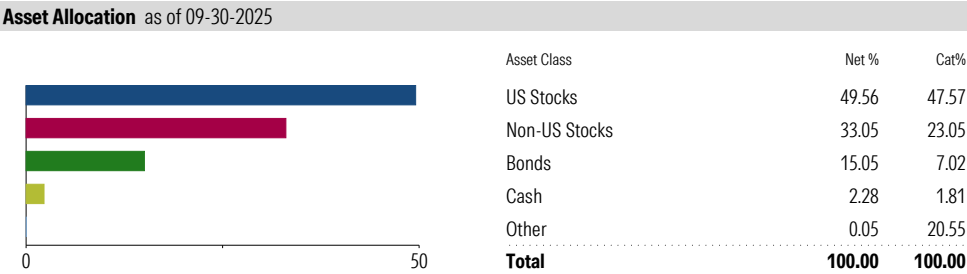
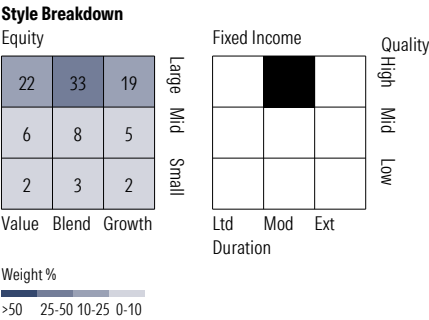
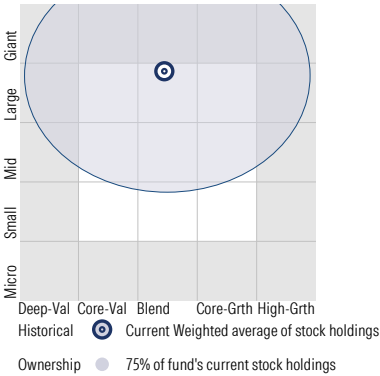
Vanguard Target Retirement 2045 Fund VTIVX

Morningstar Category
Target-Date 2045

Morningstar Index
Morningstar Lifetime Mod 2045 TR USD

Style Analysis as of 09-30-2025

Morningstar Style Box™



Top 6 Holdings as of 09-30-2025

Name	Maturity Date	% Net Asset	Cumulative %	YTD Return %	Morningstar Sector
⊖ Vanguard Total Stock Mkt Idx Instl Pls	-	49.72	49.72	-	-
⊕ Vanguard Total Intl Stock Index Inv	-	33.84	83.56	-	-
⊕ Vanguard Total Bond Market II Idx Inv	-	11.36	94.91	-	-
⊕ Vanguard Total Intl Bd II Idx Instl	-	4.47	99.39	-	-
⊕ Mktliq 12/31/2049	-	0.58	99.97	-	-
⊕ Us Dollar	-	0.03	100.00	-	-

Total Holdings 6

⊕ Increase ⊖ Decrease ✱ New to Portfolio

Vanguard Target Retirement 2050 Fund VFIFX

Morningstar Category
Target-Date 2050

Morningstar Index
Morningstar Lifetime Mod 2050 TR USD

Portfolio Manager(s)

Walter Nejman since 02-2013
Aur lie Denis since 02-2023
Michael Roach since 02-2023
Roger Aliaga-Diaz since 02-2023

Quantitative Screens

- Performance: The fund has finished in the Target-Date 2050 category's top three quartiles in 10 of the 10 years it's been in existence.
- Management: The fund's management has been in place for 12.61 years.
- Style: The fund has landed in its primary style box — Large Blend — 100 % of the time over the past three years.
- Net Expense: The fund's expense ratio of 0.08 is 86.21% lower than the Target-Date 2050 category average.

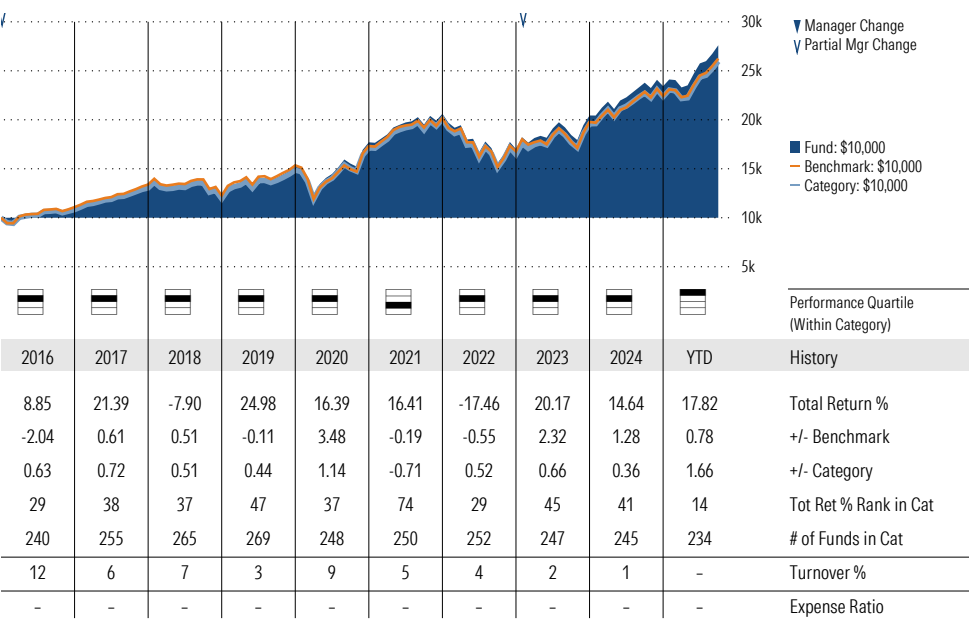
Morningstar Investment Management LLC Analysis

This fund passes all of Morningstar Investment Management's quantitative screens. Morningstar Investment Management has also assessed the fund from a qualitative perspective and, as a fiduciary, is comfortable recommending the fund's use in retirement plans.

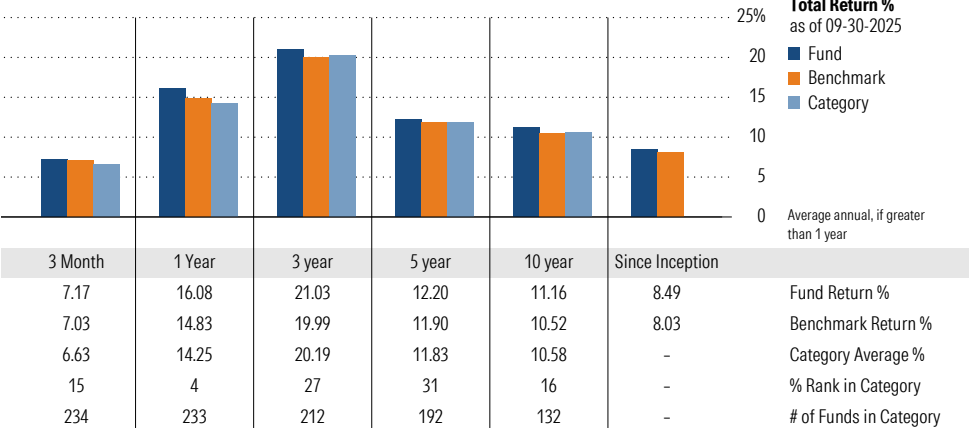
ESG Metrics

Metric	Rating	Updated
Sustainability Rating	3	08-31-2025
Carbon Risk Score	Low Risk	12-31-2022
ESG Commitment	1-Low	02-15-2022

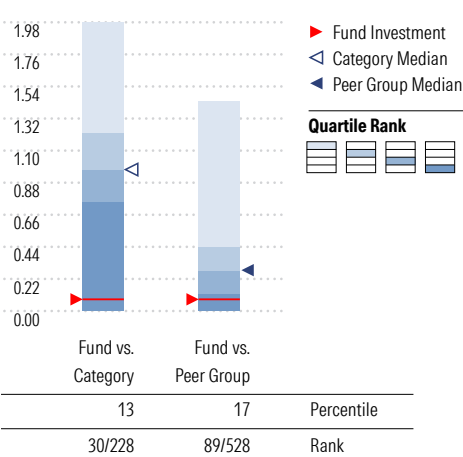
Growth of \$10,000



Trailing Performance



Net Expense



Peer group is a subset of the category and includes funds with the same management style (active vs. passive) and similar share class characteristics.

3-Year Risk Metrics

	Fund	Bmark	Cat
Alpha	1.73	-	0.68
Beta	0.95	-	0.97
R-Squared	98.58	-	97.39
Standard Deviation	12.04	12.56	12.37
Sharpe Ratio	1.25	1.13	1.16
Tracking Error	1.56	-	1.96
Information Ratio	0.67	-	0.14
Up Capture Ratio	99.64	-	98.85
Down Capture Ratio	91.28	-	95.55

Portfolio Metrics

	Fund	Bmark	Cat
Price/Earnings Ratio	21.51	21.60	22.32
Price/Book Ratio	2.88	2.88	3.21
Avg Eff Duration	6.09	-	8.45

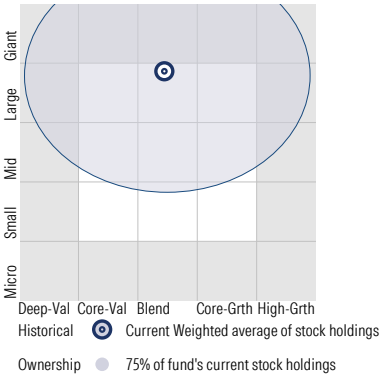
Vanguard Target Retirement 2050 Fund VFIFX

Morningstar Category
Target-Date 2050

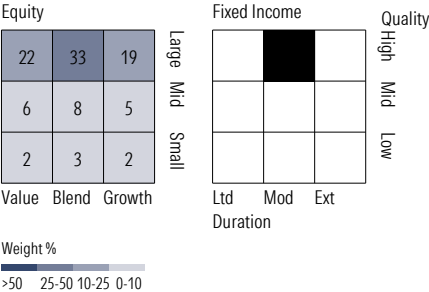
Morningstar Index
Morningstar Lifetime Mod 2050 TR USD

Style Analysis as of 09-30-2025

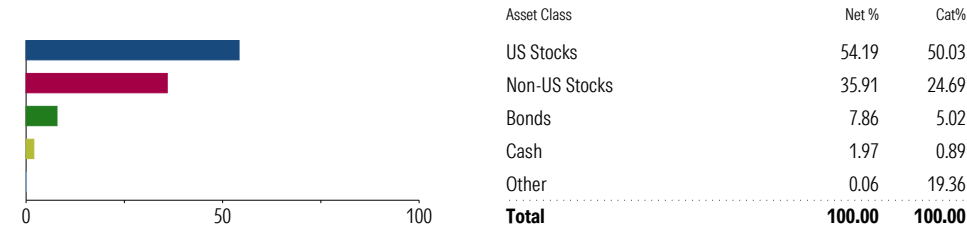
Morningstar Style Box™



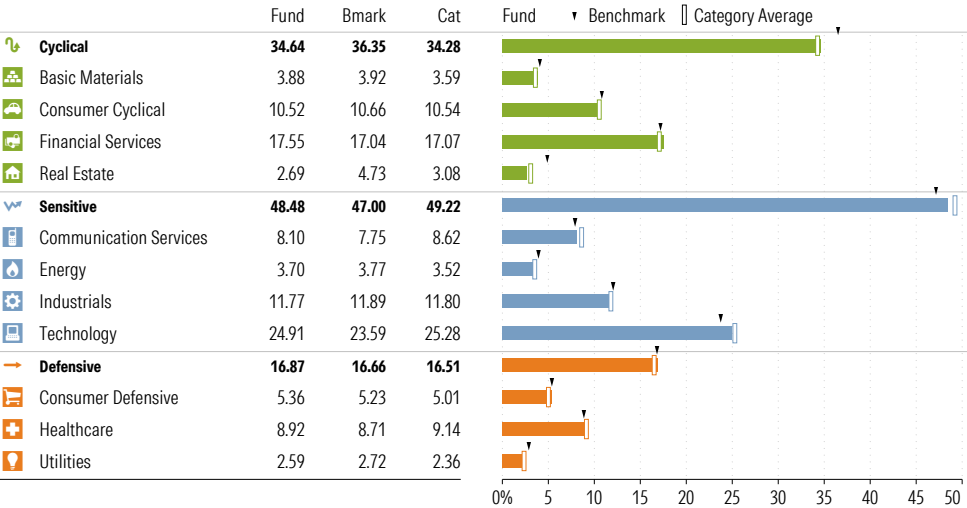
Style Breakdown



Asset Allocation as of 09-30-2025



Sector Weighting as of 09-30-2025



Top 6 Holdings as of 09-30-2025

Name	Maturity Date	% Net Asset	Cumulative %	YTD Return %	Morningstar Sector
⊕ Vanguard Total Stock Mkt Idx Instl Pls	-	54.38	54.38	-	-
⊖ Vanguard Total Intl Stock Index Inv	-	36.76	91.14	-	-
⊕ Vanguard Total Bond Market II Idx Inv	-	5.83	96.97	-	-
⊕ Vanguard Total Intl Bd II Idx Instl	-	2.43	99.40	-	-
⊕ Mktliq 12/31/2049	-	0.57	99.97	-	-
⊕ Us Dollar	-	0.03	100.00	-	-

Total Holdings 6

⊕ Increase ⊖ Decrease ✱ New to Portfolio

Vanguard Target Retirement 2055 Fund VFFVX

Morningstar Category Target-Date 2055 Morningstar Index Morningstar Lifetime Mod 2055 TR USD

Portfolio Manager(s)

Walter Nejman since 02-2013
Aur lie Denis since 02-2023
Michael Roach since 02-2023
Roger Aliaga-Diaz since 02-2023

Quantitative Screens

- Performance: The fund has finished in the Target-Date 2055 category's top three quartiles in 9 of the 10 years it's been in existence.
- Management: The fund's management has been in place for 12.61 years.
- Style: The fund has landed in its primary style box — Large Blend — 100 % of the time over the past three years.
- Net Expense: The fund's expense ratio of 0.08 is 86.44% lower than the Target-Date 2055 category average.

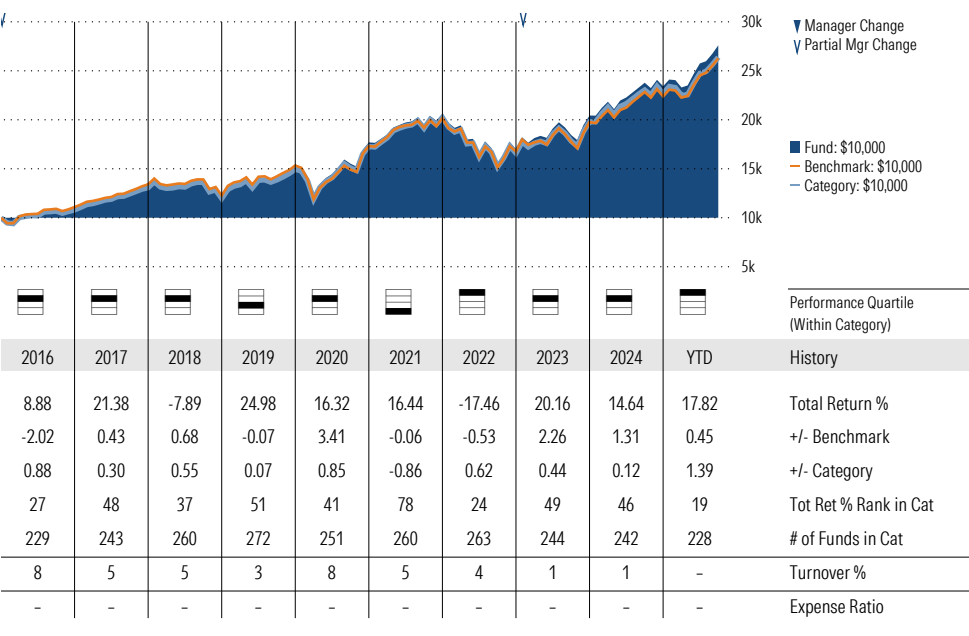
Morningstar Investment Management LLC Analysis

This fund passes all of Morningstar Investment Management's quantitative screens. Morningstar Investment Management has also assessed the fund from a qualitative perspective and, as a fiduciary, is comfortable recommending the fund's use in retirement plans.

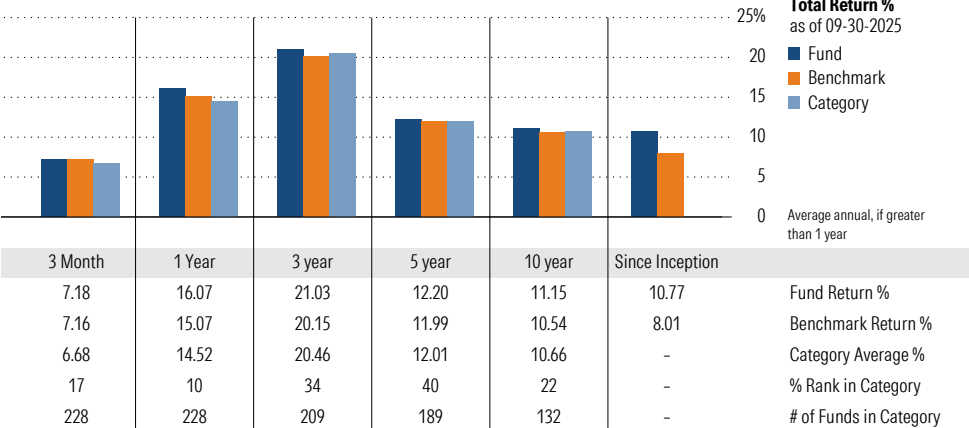
ESG Metrics

Metric	Rating	Updated
Sustainability Rating	3	08-31-2025
Carbon Risk Score	Low Risk	12-31-2022
ESG Commitment	1-Low	02-15-2022

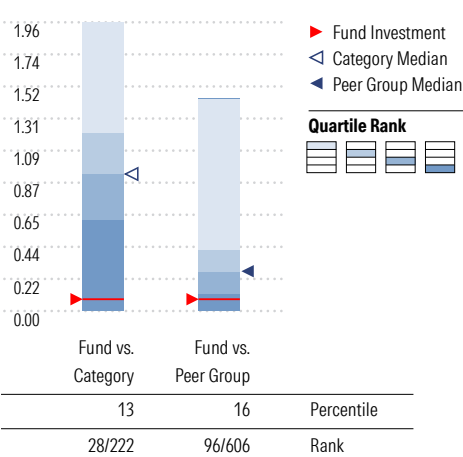
Growth of \$10,000



Trailing Performance



Net Expense



Peer group is a subset of the category and includes funds with the same management style (active vs. passive) and similar share class characteristics.

3-Year Risk Metrics

	Fund	Bmark	Cat
Alpha	1.72	-	0.76
Beta	0.95	-	0.98
R-Squared	98.55	-	97.35
Standard Deviation	12.05	12.65	12.51
Sharpe Ratio	1.25	1.13	1.17
Tracking Error	1.60	-	2.01
Information Ratio	0.55	-	0.19
Up Capture Ratio	98.92	-	99.41
Down Capture Ratio	90.65	-	95.80

Portfolio Metrics

	Fund	Bmark	Cat
Price/Earnings Ratio	21.49	21.45	22.08
Price/Book Ratio	2.87	2.85	3.12
Avg Eff Duration	6.10	-	9.18

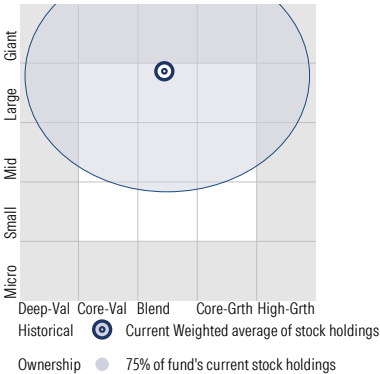
Vanguard Target Retirement 2055 Fund VFFVX

Morningstar Category
Target-Date 2055

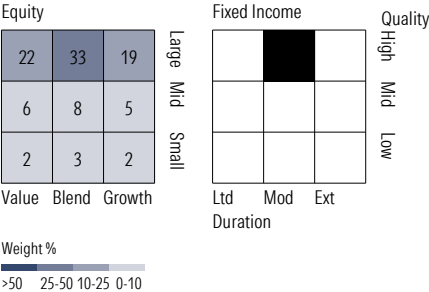
Morningstar Index
Morningstar Lifetime Mod 2055 TR USD

Style Analysis as of 09-30-2025

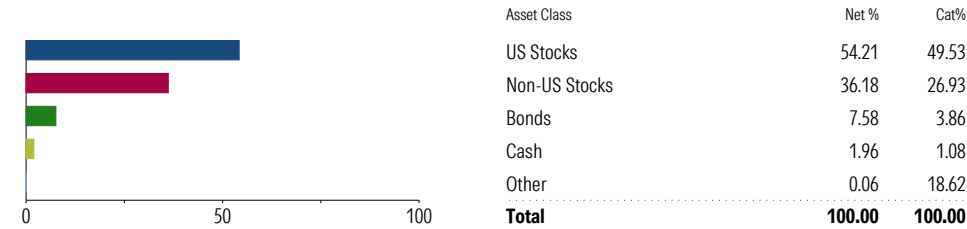
Morningstar Style Box™



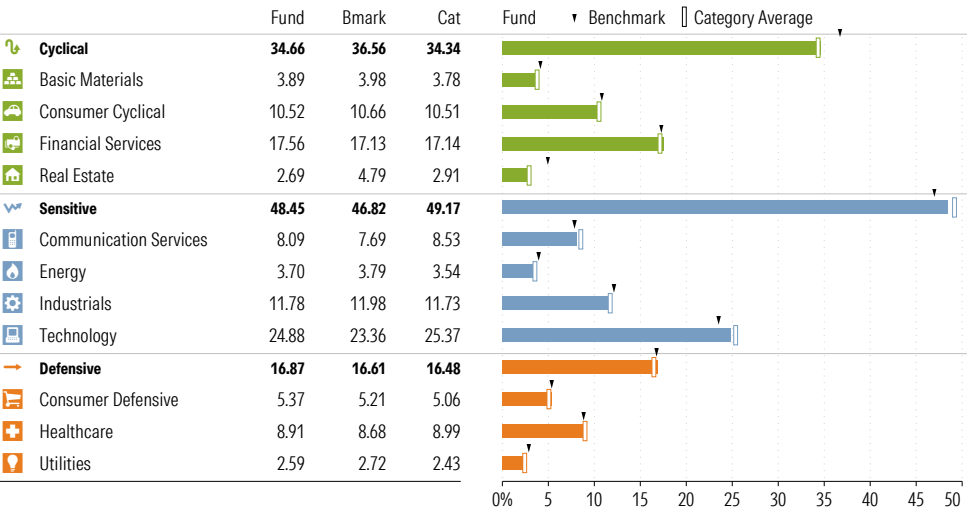
Style Breakdown



Asset Allocation as of 09-30-2025



Sector Weighting as of 09-30-2025



Top 6 Holdings as of 09-30-2025

Name	Maturity Date	% Net Asset	Cumulative %	YTD Return %	Morningstar Sector
⊕ Vanguard Total Stock Mkt Idx Instl Pls	-	54.39	54.39	-	-
⊕ Vanguard Total Intl Stock Index Inv	-	37.04	91.44	-	-
⊕ Vanguard Total Bond Market II Idx Inv	-	5.54	96.98	-	-
⊕ Vanguard Total Intl Bd II Idx Instl	-	2.43	99.40	-	-
⊕ Mktliq 12/31/2049	-	0.56	99.96	-	-
⊕ Us Dollar	-	0.04	100.00	-	-

Total Holdings 6

⊕ Increase ⊖ Decrease ✱ New to Portfolio

Vanguard Target Retirement 2060 Fund VTTSX

Morningstar Category
Target-Date 2060

Morningstar Index
Morningstar Mod Tgt Risk TR USD

Portfolio Manager(s)

Walter Nejman since 02-2013
Aur lie Denis since 02-2023
Michael Roach since 02-2023
Roger Aliaga-Diaz since 02-2023

Quantitative Screens

- Performance: The fund has finished in the Target-Date 2060 category's top three quartiles in 9 of the 10 years it's been in existence.
- Management: The fund's management has been in place for 12.61 years.
- Style: The fund has landed in its primary style box — Large Blend — 100 % of the time over the past three years.
- Net Expense: The fund's expense ratio of 0.08 is 86.44% lower than the Target-Date 2060 category average.

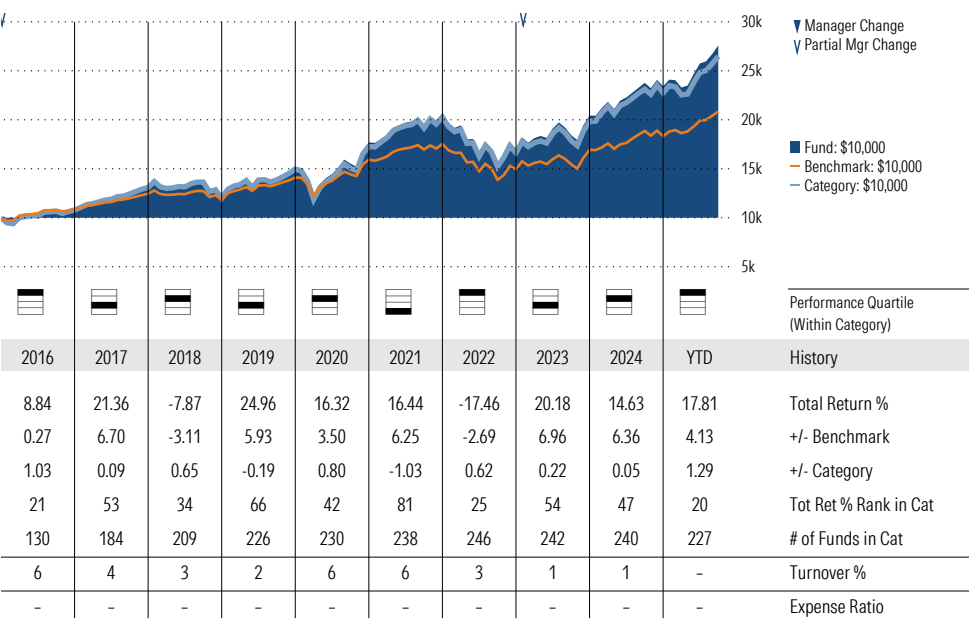
Morningstar Investment Management LLC Analysis

This fund passes all of Morningstar Investment Management's quantitative screens. Morningstar Investment Management has also assessed the fund from a qualitative perspective and, as a fiduciary, is comfortable recommending the fund's use in retirement plans.

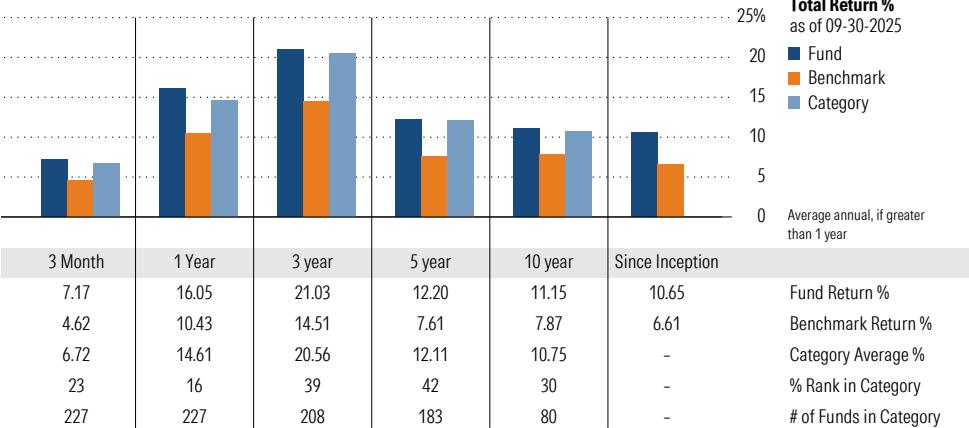
ESG Metrics

Metric	Rating	Updated
Sustainability Rating	3	08-31-2025
Carbon Risk Score	Low Risk	12-31-2022
ESG Commitment	1-Low	02-15-2022

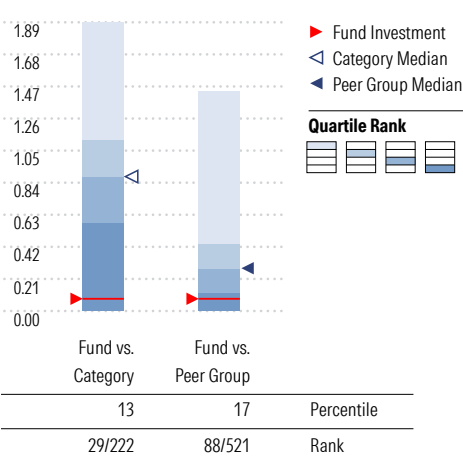
Growth of \$10,000



Trailing Performance



Net Expense



Peer group is a subset of the category and includes funds with the same management style (active vs. passive) and similar share class characteristics.

3-Year Risk Metrics

	Fund	Bmark	Cat
Alpha	2.96	-	2.14
Beta	1.20	-	1.24
R-Squared	94.78	-	92.47
Standard Deviation	12.04	9.73	12.58
Sharpe Ratio	1.25	0.94	1.17
Tracking Error	3.40	-	4.18
Information Ratio	1.92	-	1.47
Up Capture Ratio	130.90	-	131.78
Down Capture Ratio	113.81	-	119.76

Portfolio Metrics

	Fund	Bmark	Cat
Price/Earnings Ratio	21.50	20.75	22.08
Price/Book Ratio	2.87	2.63	3.14
Avg Eff Duration	6.10	-	8.93

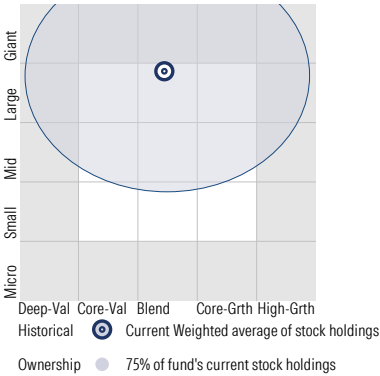
Vanguard Target Retirement 2060 Fund VTTSX

Morningstar Category
Target-Date 2060

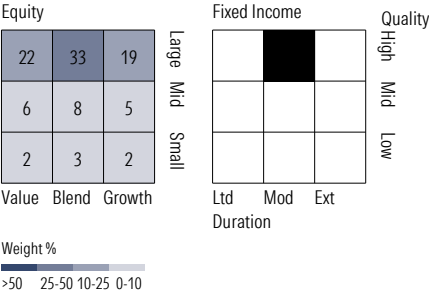
Morningstar Index
Morningstar Mod Tgt Risk TR USD

Style Analysis as of 09-30-2025

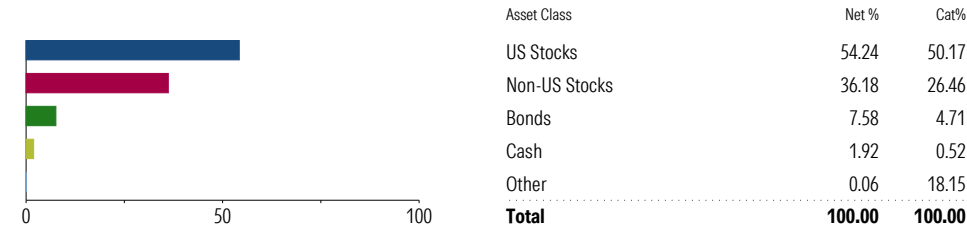
Morningstar Style Box™



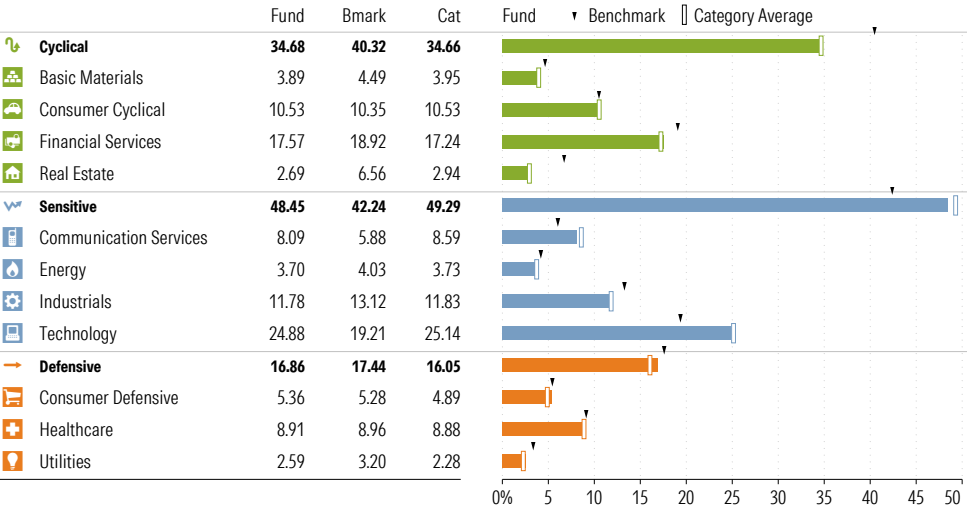
Style Breakdown



Asset Allocation as of 09-30-2025



Sector Weighting as of 09-30-2025



Top 6 Holdings as of 09-30-2025

Name	Maturity Date	% Net Asset	Cumulative %	YTD Return %	Morningstar Sector
⊕ Vanguard Total Stock Mkt Idx Instl Pls	-	54.42	54.42	-	-
⊕ Vanguard Total Intl Stock Index Inv	-	37.05	91.47	-	-
⊕ Vanguard Total Bond Market II Idx Inv	-	5.54	97.01	-	-
⊕ Vanguard Total Intl Bd II Idx Instl	-	2.43	99.44	-	-
⊕ Mktliq 12/31/2049	-	0.55	99.99	-	-
⊖ Us Dollar	-	0.01	100.00	-	-

Total Holdings 6

⊕ Increase ⊖ Decrease ✱ New to Portfolio

Vanguard Target Retirement 2065 Fund VLXVX

Morningstar Category
Target-Date 2065+
Morningstar Index
Morningstar Mod Tgt Risk TR USD

Portfolio Manager(s)

Walter Nejman since 07-2017
Aur lie Denis since 02-2023
Michael Roach since 02-2023
Roger Aliaga-Diaz since 02-2023

Quantitative Screens

- Performance: The fund has finished in the Target-Date 2065+ category's top three quartiles in 6 of the 8 years it's been in existence.
- Management: The fund's management has been in place for 8.22 years.
- Style: The fund has landed in its primary style box — Large Blend — 100 % of the time over the past three years.
- Net Expense: The fund's expense ratio of 0.08 is 86.21% lower than the Target-Date 2065+ category average.

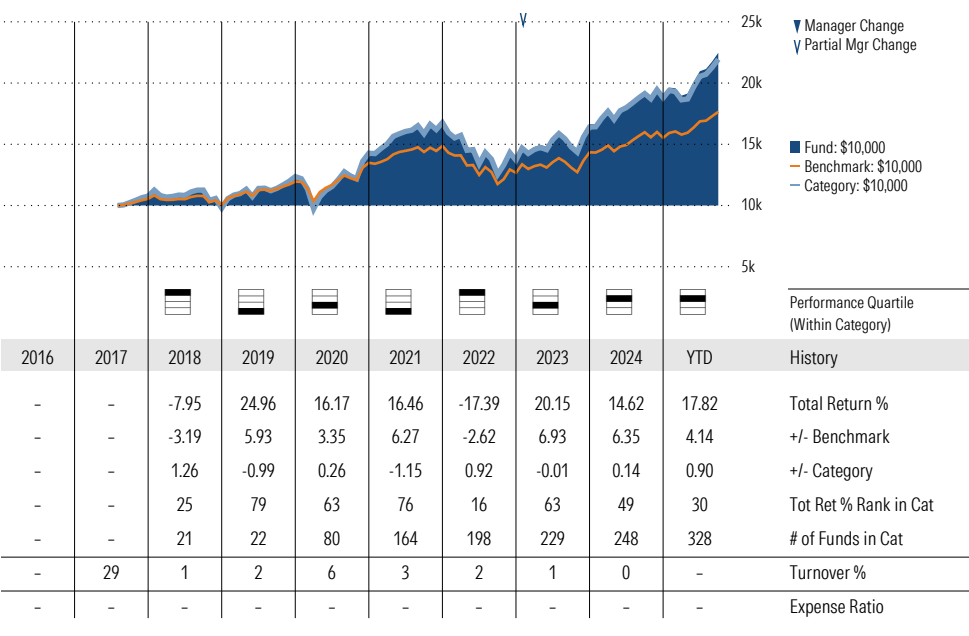
Morningstar Investment Management LLC Analysis

This fund passes all of Morningstar Investment Management's quantitative screens. Morningstar Investment Management has also assessed the fund from a qualitative perspective and, as a fiduciary, is comfortable recommending the fund's use in retirement plans.

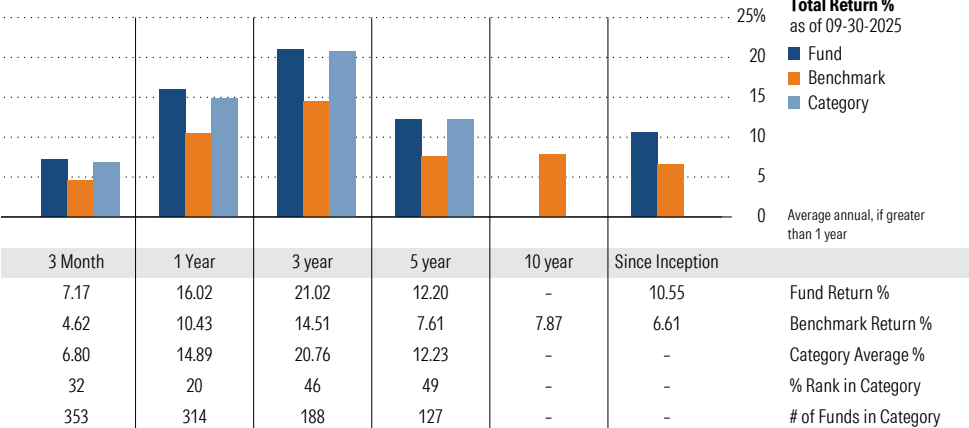
ESG Metrics

Metric	Rating	Updated
Sustainability Rating	3	08-31-2025
Carbon Risk Score	Low Risk	12-31-2022
ESG Commitment	1-Low	02-15-2022

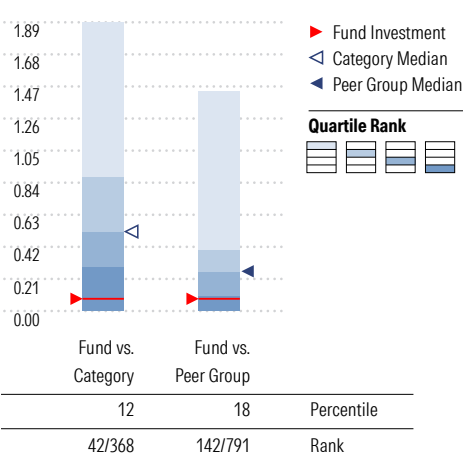
Growth of \$10,000



Trailing Performance



Net Expense



Peer group is a subset of the category and includes funds with the same management style (active vs. passive) and similar share class characteristics.

3-Year Risk Metrics

	Fund	Bmark	Cat
Alpha	2.97	-	2.69
Beta	1.20	-	1.24
R-Squared	94.81	-	91.96
Standard Deviation	12.03	9.73	13.00
Sharpe Ratio	1.25	0.94	1.18
Tracking Error	3.38	-	4.64
Information Ratio	1.92	-	1.51
Up Capture Ratio	130.79	-	132.60
Down Capture Ratio	113.64	-	117.99

Portfolio Metrics

	Fund	Bmark	Cat
Price/Earnings Ratio	21.50	20.75	22.13
Price/Book Ratio	2.87	2.63	3.10
Avg Eff Duration	6.10	-	9.00

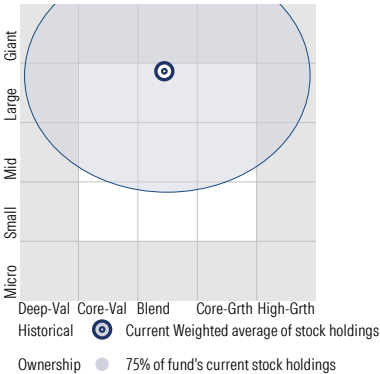
Vanguard Target Retirement 2065 Fund VLXVX

Morningstar Category
Target-Date 2065+

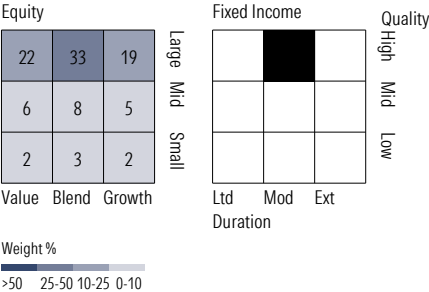
Morningstar Index
Morningstar Mod Tgt Risk TR USD

Style Analysis as of 09-30-2025

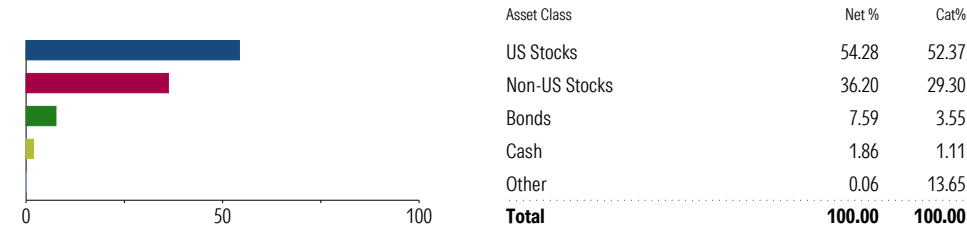
Morningstar Style Box™



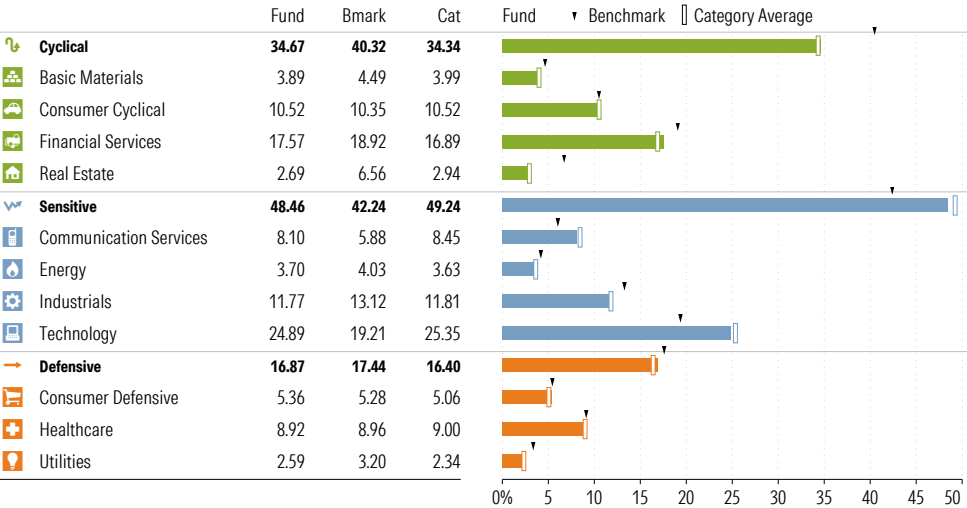
Style Breakdown



Asset Allocation as of 09-30-2025



Sector Weighting as of 09-30-2025



Top 6 Holdings as of 09-30-2025

Name	Maturity Date	% Net Asset	Cumulative %	YTD Return %	Morningstar Sector
⊕ Vanguard Total Stock Mkt Idx Instl Pls	-	54.46	54.46	-	-
⊕ Vanguard Total Intl Stock Index Inv	-	37.06	91.52	-	-
⊕ Vanguard Total Bond Market II Idx Inv	-	5.54	97.07	-	-
⊕ Vanguard Total Intl Bd II Idx Instl	-	2.43	99.50	-	-
⊕ Mktliq 12/31/2049	-	0.51	100.01	-	-
⊕ Us Dollar	-	0.01	100.02	-	-

Total Holdings 6

⊕ Increase ⊖ Decrease ✱ New to Portfolio

Vanguard Target Retirement 2070 Fund VSVNX

Morningstar Category
Target-Date 2065+
Morningstar Index
Morningstar Mod Tgt Risk TR USD

Portfolio Manager(s)

Walter Nejman since 06-2022
Aur lie Denis since 02-2023
Michael Roach since 02-2023
Roger Aliaga-Diaz since 02-2023

Quantitative Screens

- Performance: The fund has finished in the Target-Date 2065+ category's top three quartiles in 3 of the 3 years it's been in existence.
- Management: The fund's management has been in place for 3.26 years.
- Style: The fund has landed in its primary style box — Large Blend — 100 % of the time over the past three years.
- Net Expense: The fund's expense ratio of 0.53 is 8.62% lower than the Target-Date 2065+ category average.

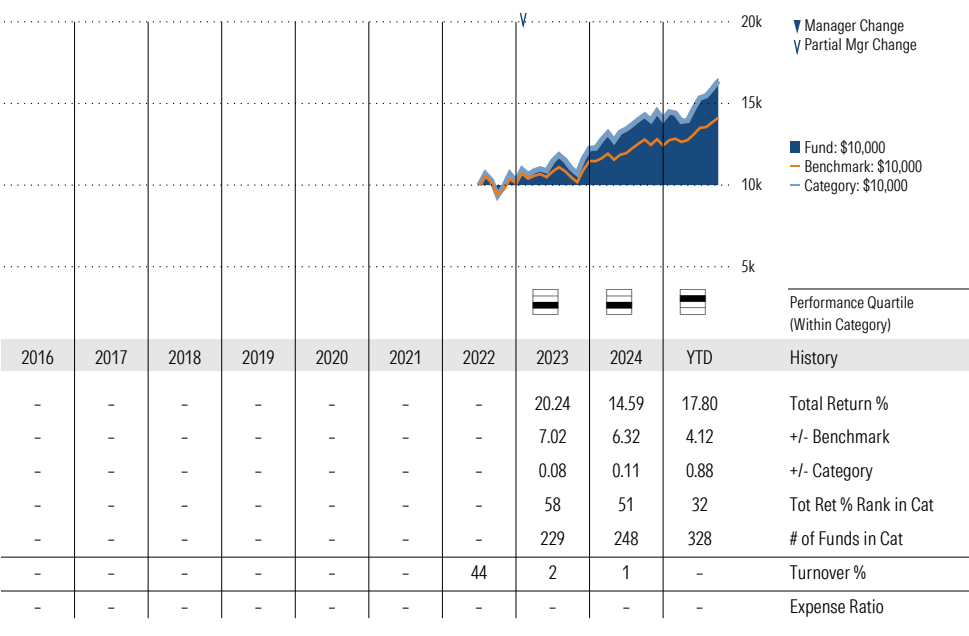
Morningstar Investment Management LLC Analysis

This fund fails the manager tenure screen due to a limited history for this target-date vintage.

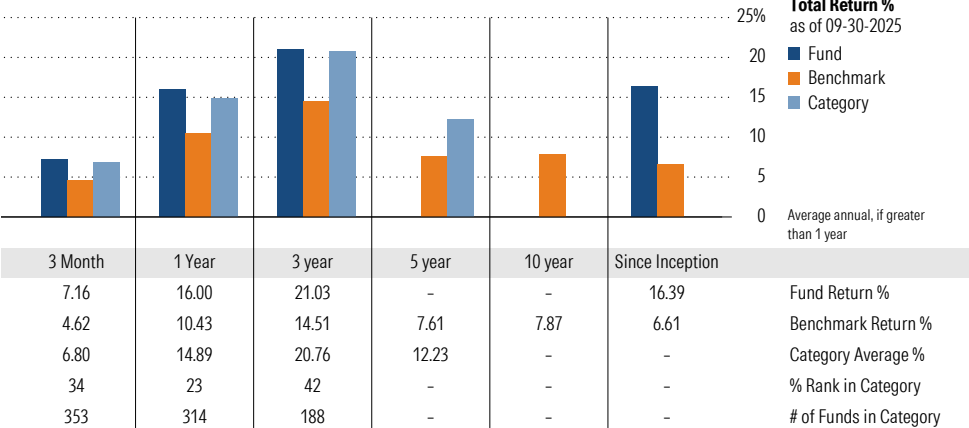
ESG Metrics

Metric	Rating	Updated
Sustainability Rating	3	08-31-2025
Carbon Risk Score	Low Risk	12-31-2022

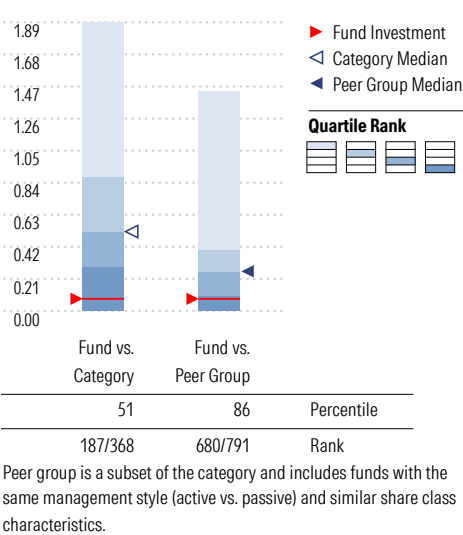
Growth of \$10,000



Trailing Performance



Net Expense



3-Year Risk Metrics

	Fund	Bmark	Cat
Alpha	2.99	-	2.69
Beta	1.20	-	1.24
R-Squared	94.71	-	91.96
Standard Deviation	12.02	9.73	13.00
Sharpe Ratio	1.25	0.94	1.18
Tracking Error	3.40	-	4.64
Information Ratio	1.92	-	1.51
Up Capture Ratio	130.83	-	132.60
Down Capture Ratio	113.69	-	117.99

Portfolio Metrics

	Fund	Bmark	Cat
Price/Earnings Ratio	21.50	20.75	22.13
Price/Book Ratio	2.88	2.63	3.10
Avg Eff Duration	6.10	-	9.00

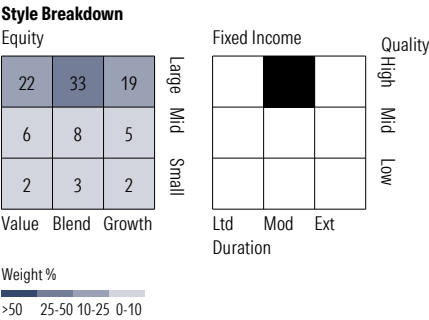
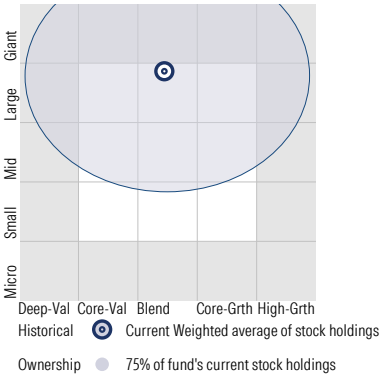
Vanguard Target Retirement 2070 Fund VSVNX

Morningstar Category
Target-Date 2065+

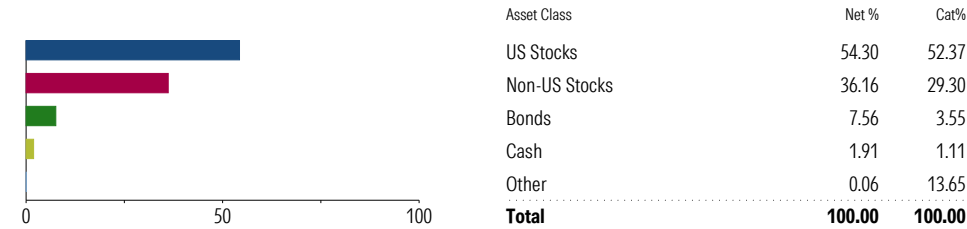
Morningstar Index
Morningstar Mod Tgt Risk TR USD

Style Analysis as of 09-30-2025

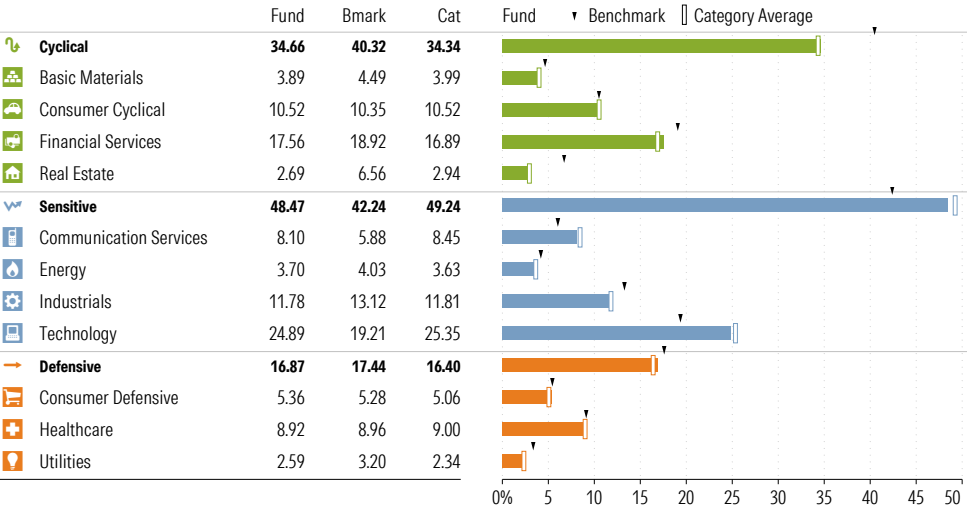
Morningstar Style Box™



Asset Allocation as of 09-30-2025



Sector Weighting as of 09-30-2025



Top 6 Holdings as of 09-30-2025

Name	Maturity Date	% Net Asset	Cumulative %	YTD Return %	Morningstar Sector
⊕ Vanguard Total Stock Mkt Idx Instl Pls	-	54.48	54.48	-	-
⊕ Vanguard Total Intl Stock Index Inv	-	37.02	91.50	-	-
⊕ Vanguard Total Bond Market II Idx Inv	-	5.51	97.02	-	-
⊕ Vanguard Total Intl Bd II Idx Instl	-	2.44	99.45	-	-
⊖ Mktliq 12/31/2049	-	0.60	100.06	-	-
⊕ Us Dollar	-	0.06	100.11	-	-

Total Holdings 6

⊕ Increase ⊖ Decrease ✱ New to Portfolio

Vanguard Target Retirement Income Fund VTINX

Morningstar Category
Target-Date Retirement

Morningstar Index
Morningstar Lifetime Mod Incm TR USD

Portfolio Manager(s)

Walter Nejman since 02-2013
Aur lie Denis since 02-2023
Michael Roach since 02-2023
Roger Aliaga-Diaz since 02-2023

Quantitative Screens

- Performance: The fund has finished in the Target-Date Retirement category's top three quartiles in 10 of the 10 years it's been in existence.
- Management: The fund's management has been in place for 12.61 years.
- Style: The fund has landed in its primary style box — Large Blend — 100 % of the time over the past three years.
- Net Expense: The fund's expense ratio of 0.08 is 84.91% lower than the Target-Date Retirement category average.

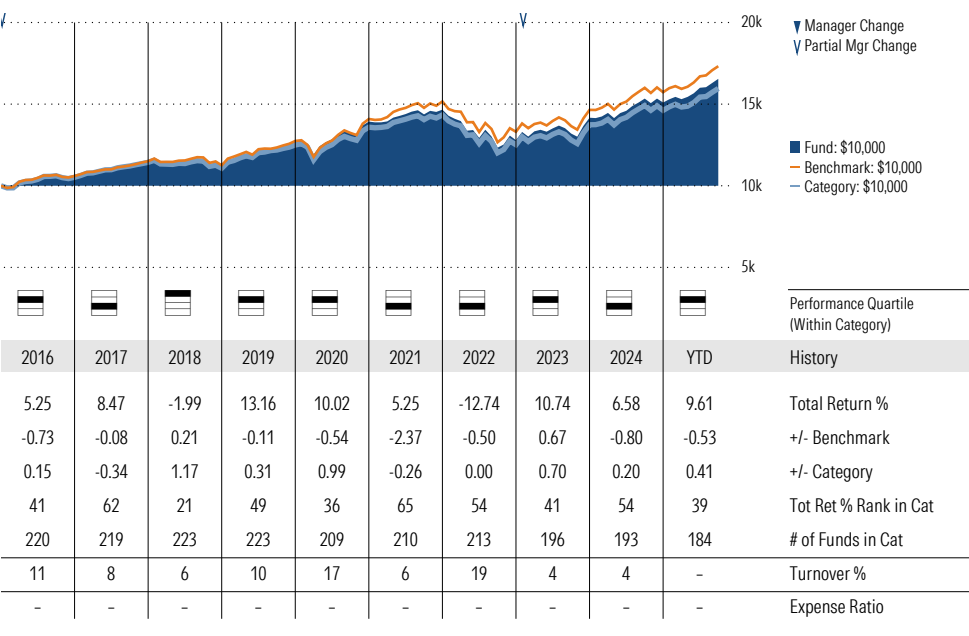
Morningstar Investment Management LLC Analysis

This fund passes all of Morningstar Investment Management's quantitative screens. Morningstar Investment Management has also assessed the fund from a qualitative perspective and, as a fiduciary, is comfortable recommending the fund's use in retirement plans.

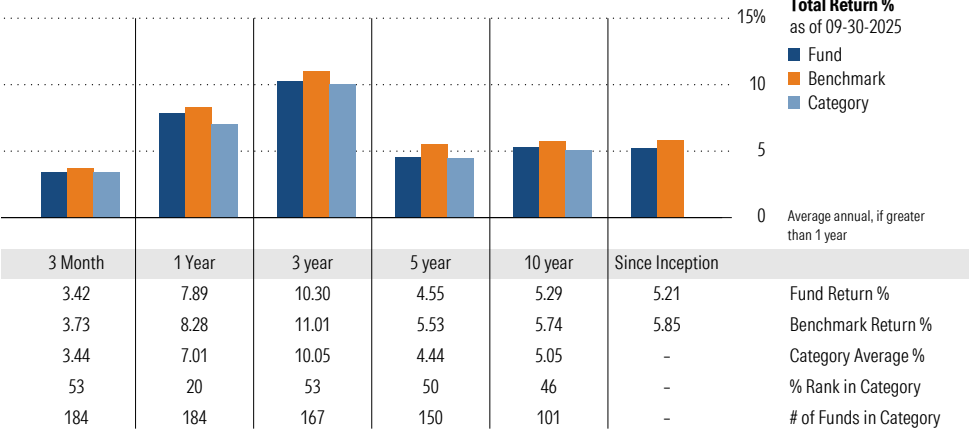
ESG Metrics

Metric	Rating	Updated
Sustainability Rating	4	08-31-2025
ESG Commitment	1-Low	02-15-2022

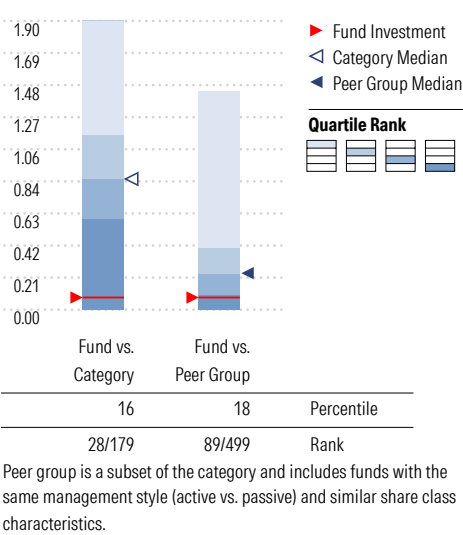
Growth of \$10,000



Trailing Performance



Net Expense



3-Year Risk Metrics

	Fund	Bmark	Cat
Alpha	-0.25	-	-0.98
Beta	0.96	-	1.02
R-Squared	98.22	-	96.76
Standard Deviation	6.61	6.81	7.07
Sharpe Ratio	0.78	0.85	0.71
Tracking Error	0.92	-	1.41
Information Ratio	-0.78	-	-0.62
Up Capture Ratio	94.41	-	96.98
Down Capture Ratio	95.63	-	104.49

Portfolio Metrics

	Fund	Bmark	Cat
Price/Earnings Ratio	21.45	23.03	22.54
Price/Book Ratio	2.86	3.20	3.01
Avg Eff Duration	5.25	-	5.47

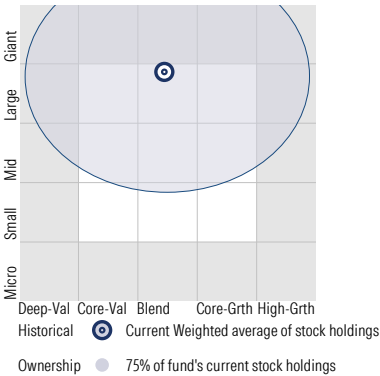
Vanguard Target Retirement Income Fund VTINX

Morningstar Category
Target-Date Retirement

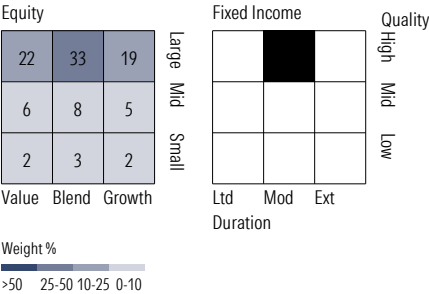
Morningstar Index
Morningstar Lifetime Mod Incm TR USD

Style Analysis as of 09-30-2025

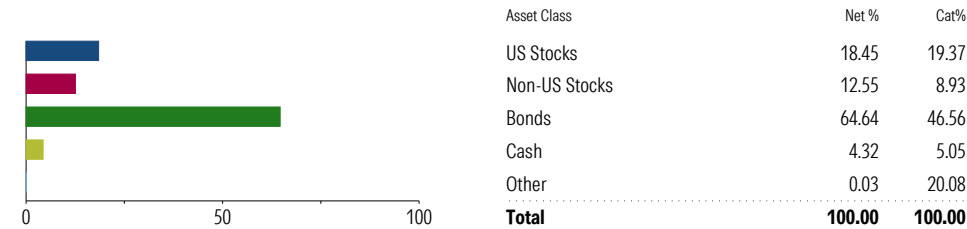
Morningstar Style Box™



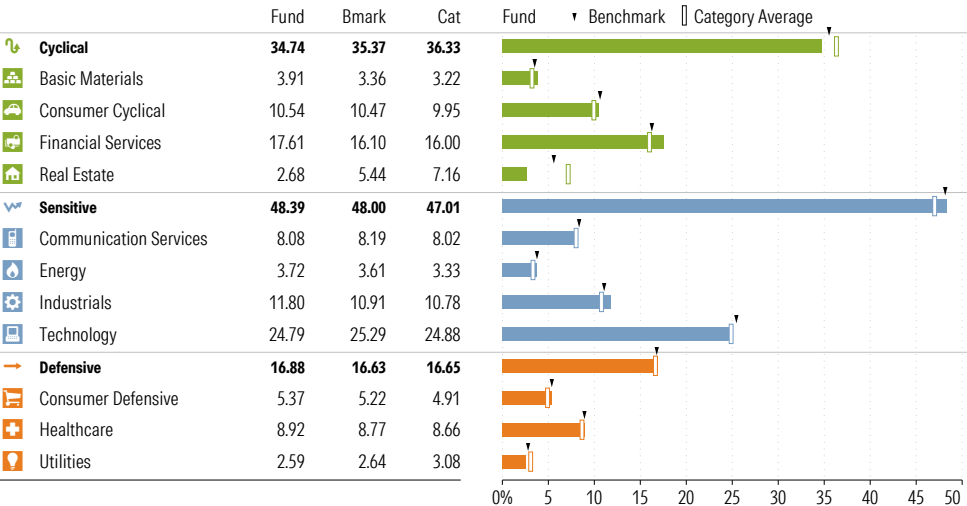
Style Breakdown



Asset Allocation as of 09-30-2025



Sector Weighting as of 09-30-2025



Top 7 Holdings as of 09-30-2025

Name	Maturity Date	% Net Asset	Cumulative %	YTD Return %	Morningstar Sector
⊕ Vanguard Total Bond Market II Idx Inv	-	36.33	36.33	-	-
⊖ Vanguard Total Stock Mkt Idx Instl Pls	-	18.51	54.84	-	-
⊕ Vanguard Shrt-Term Infl-Prot Sec Idx Adm	-	16.17	71.02	-	-
⊕ Vanguard Total Intl Bd II Idx Instl	-	15.37	86.38	-	-
⊖ Vanguard Total Intl Stock Index Inv	-	12.85	99.23	-	-
⊕ Mktliq 12/31/2049	-	0.72	99.96	-	-
⊕ Us Dollar	-	0.04	100.00	-	-

Total Holdings 7

⊕ Increase ⊖ Decrease ✨ New to Portfolio

Vanguard Ultra-Short-Term Bond Admiral VUSFX

Morningstar Category
Ultrashort Bond

Morningstar Index
Bloomberg US Agg Bond TR USD

Portfolio Manager(s)

Arvind Narayanan since 11-2019
Thanh Nguyen since 01-2025

Quantitative Screens

- ✔ Performance: The fund has finished in the Ultrashort Bond category's top three quartiles in 10 of the 10 years it's been in existence.
 - ✔ Management: The fund's management has been in place for 5.87 years.
- Style Consistency is not calculated for Fixed Income funds.
- ✔ Net Expense: The fund's expense ratio of 0.09 is 76.92% lower than the Ultrashort Bond category average.

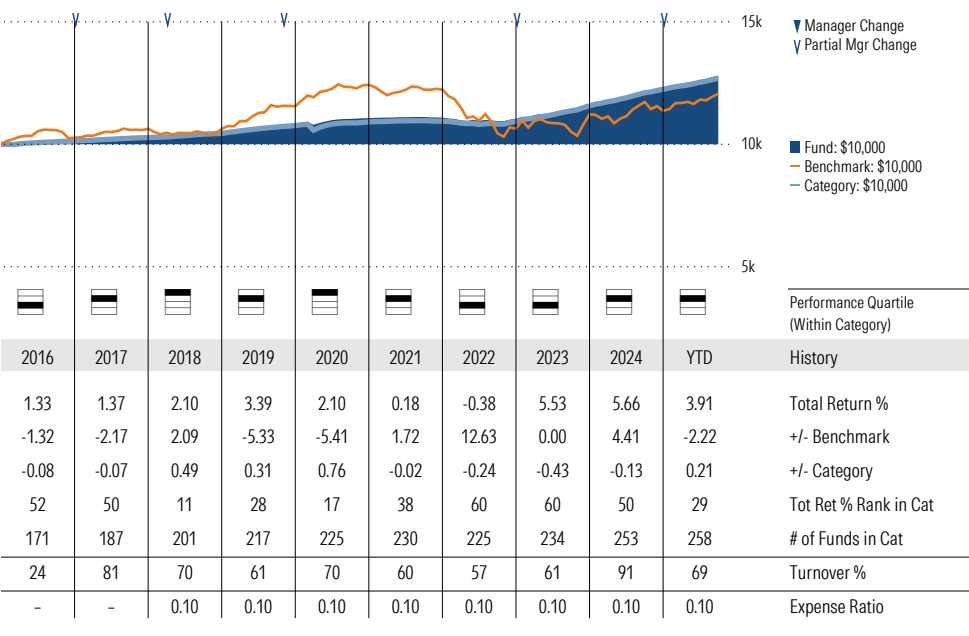
Morningstar Investment Management LLC Analysis

This fund passes all of Morningstar Investment Management's quantitative screens. Morningstar Investment Management has also assessed the fund from a qualitative perspective and, as a fiduciary, is comfortable recommending the fund's use in retirement plans.

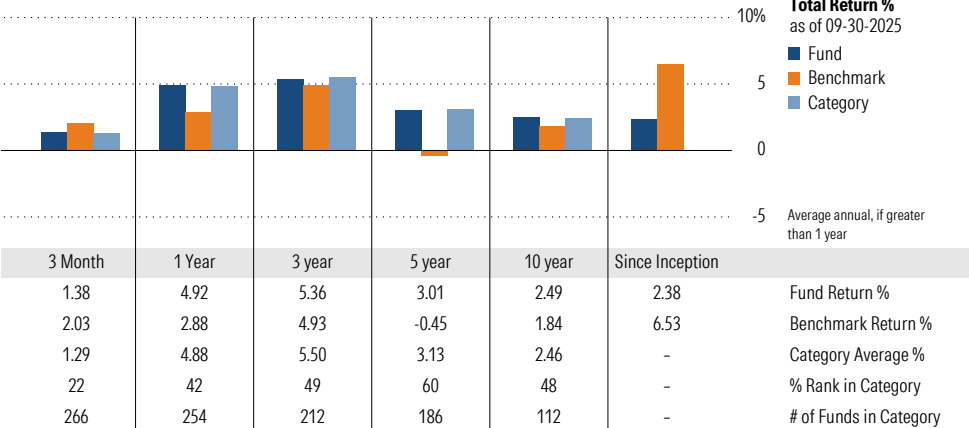
ESG Metrics

Metric	Rating	Updated
Sustainability Rating	3	08-31-2025

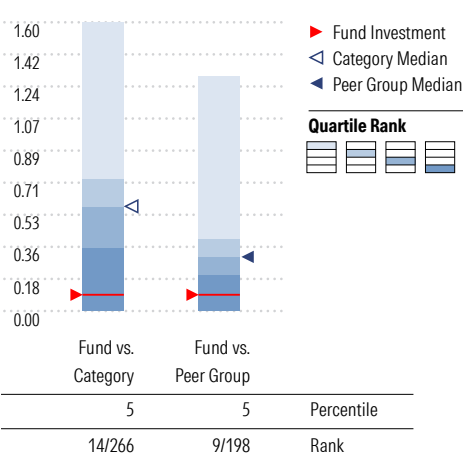
Growth of \$10,000



Trailing Performance



Net Expense



Peer group is a subset of the category and includes funds with the same management style (active vs. passive) and similar share class characteristics.

3-Year Risk Metrics

	Fund	Bmark	Cat
Alpha	4.75	-	5.06
Beta	0.10	-	0.06
R-Squared	68.93	-	33.96
Standard Deviation	0.74	6.44	0.70
Sharpe Ratio	0.45	0.02	0.51
Tracking Error	5.84	-	6.10
Information Ratio	0.07	-	0.09
Up Capture Ratio	32.19	-	29.25
Down Capture Ratio	-22.46	-	-29.31

Portfolio Metrics

	Fund	Bmark	Cat
Avg Eff Duration	0.92	4.43	0.95
Avg Eff Maturity	1.20	-	1.66

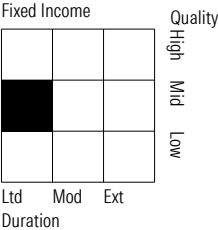
Vanguard Ultra-Short-Term Bond Admiral VUSFX

Morningstar Category
Ultrashort Bond

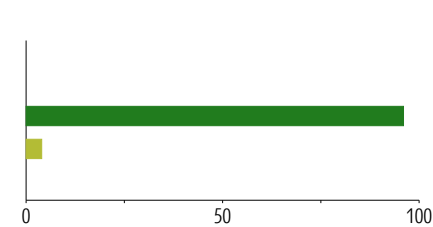
Morningstar Index
Bloomberg US Agg Bond TR USD

Style Analysis as of 09-30-2025

Style Breakdown



Asset Allocation as of 09-30-2025

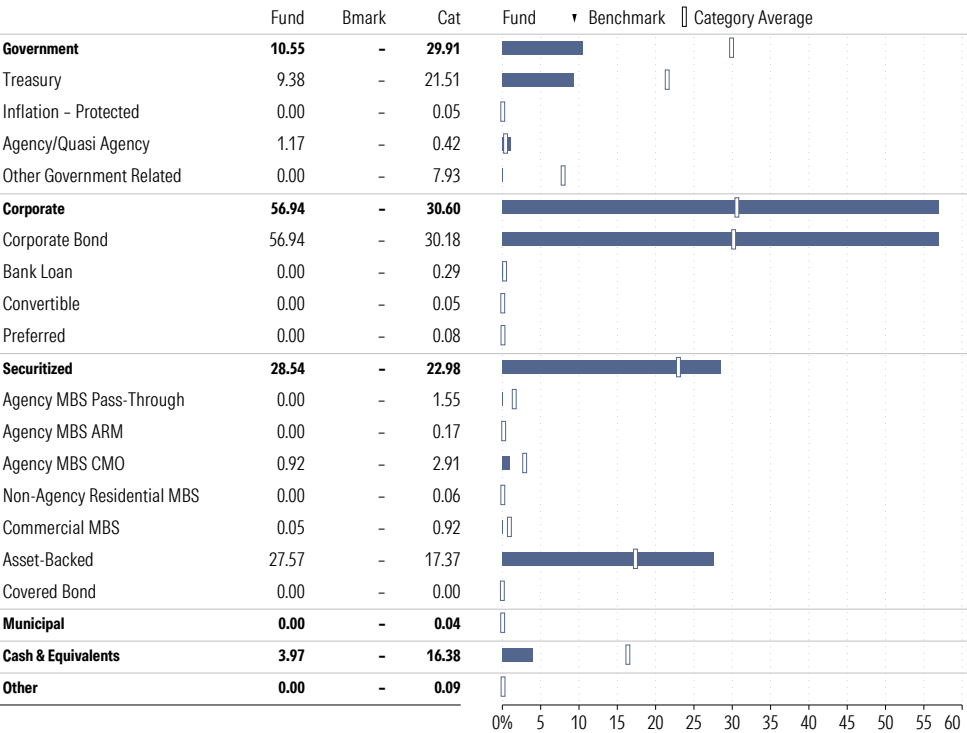


Asset Class	Net %	Cat%
US Stocks	0.00	6.88
Non-US Stocks	0.00	0.00
Bonds	96.03	63.84
Cash	3.97	29.26
Other	0.00	0.03
Total	100.00	100.00

Credit Rating Breakdown

	Fund	Bmark	Cat
AAA	28.25	3.53	28.60
AA	7.12	74.59	23.21
A	36.36	10.82	18.99
BBB	26.80	8.32	22.91
BB	0.89	0.28	2.84
B	0.00	0.00	1.01
Below B	0.00	0.00	0.22
Not Rated	0.58	2.46	2.21

Sector Weighting as of 09-30-2025



Top 10 Holdings as of 09-30-2025

Name	Maturity Date	% Net Asset	Cumulative %	Fixed Income Sector
⊕ US Treasury Bill	-	4.77	4.77	-
⊕ Mktliq 12/31/2049	-	1.35	6.12	-
⊕ US Treasury Note	-	1.09	7.20	-
The Toronto-Dominion Bank	-	0.68	7.88	-
⊕ United States Treasury Notes	-	0.66	8.54	-
United States Treasury Notes	-	0.65	9.19	-
Athene Global Funding	-	0.60	9.79	-
United States Treasury Notes	-	0.58	10.37	-
⊕ Bk Montreal Medium FRN	-	0.55	10.92	-
NTT Finance Corp	-	0.55	11.47	-

Total Holdings 875

⊕ Increase ⊖ Decrease ✨ New to Portfolio

Vanguard Windsor™ II Admiral™ VWNAX

Morningstar Category
Large Value
Morningstar Index
Russell 1000 Value TR USD

Portfolio Manager(s)

George Davis since 12-2003
Andrew Lacey since 01-2007
John Mahedy since 01-2010
Lewis Sanders since 01-2010
Scott McBride since 01-2019
Gregory Padilla since 12-2019
Howard Gleicher since 12-2019
Ross Seiden since 02-2022

Quantitative Screens

- Performance: The fund has finished in the Large Value category's top three quartiles in 9 of the 10 years it's been in existence.
- Management: The fund's management has been in place for 21.82 years.
- Style: The fund has landed in its primary style box — Large Value — 33.33 % of the time over the past three years.
- Net Expense: The fund's expense ratio of 0.23 is 72.94% lower than the Large Value category average.

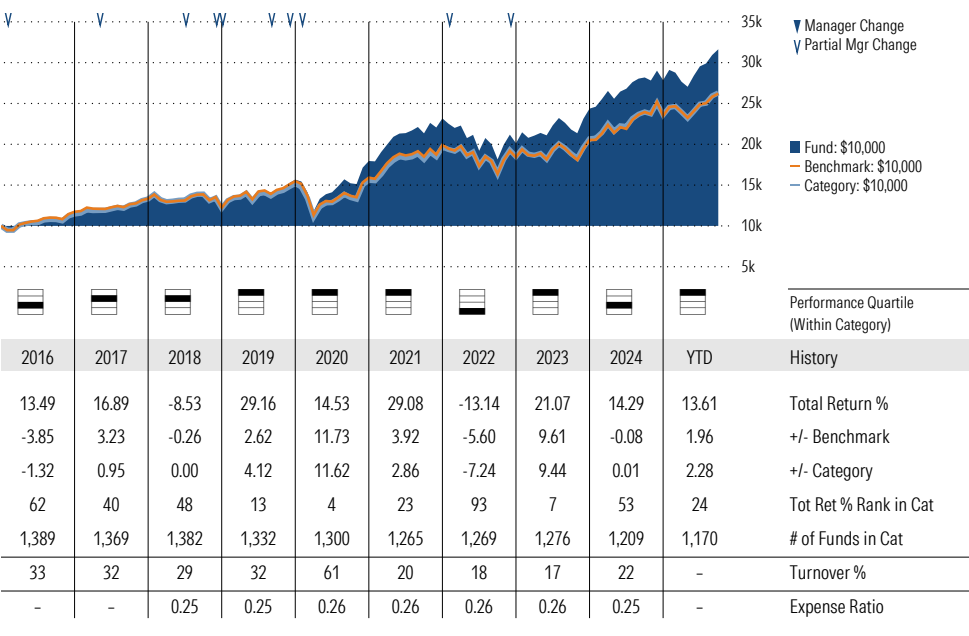
Morningstar Investment Management LLC Analysis

This fund fails our style consistency screen as the fund has drifted into the large-blend portion of the Morningstar Style Box. The drift towards blend is not unexpected as the fund's subadvisor lineup has shifted in recent years to managers that run more core-oriented strategies and lower exposure to deep-value oriented managers. We are not concerned with this screen failure but will continue to monitor the fund's strategy and category assignment.

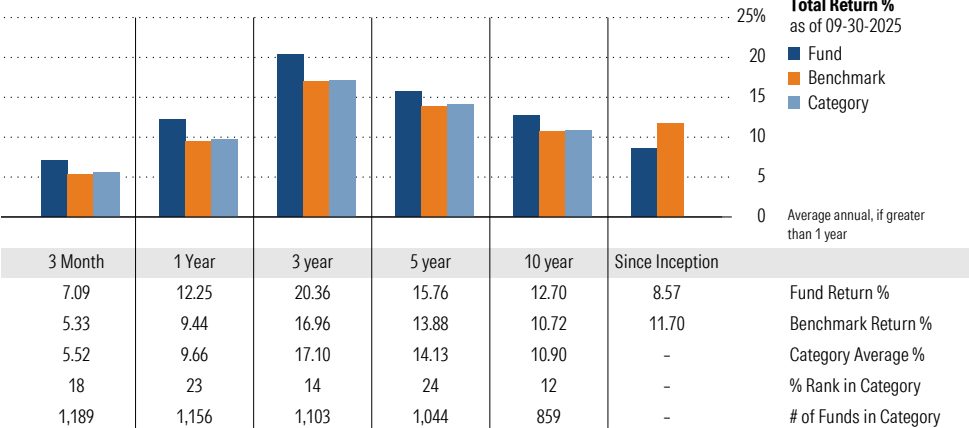
ESG Metrics

Metric	Rating	Updated
Sustainability Rating	3	08-31-2025
Carbon Risk Score	Low Risk	12-31-2022

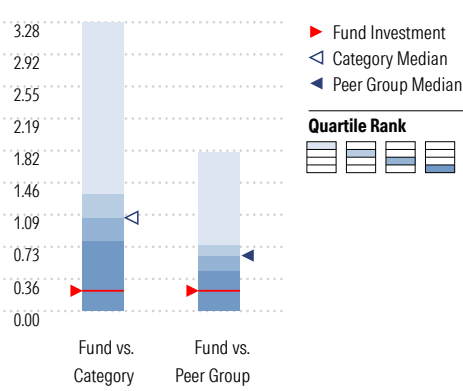
Growth of \$10,000



Trailing Performance



Net Expense



Peer group is a subset of the category and includes funds with the same management style (active vs. passive) and similar share class characteristics.

3-Year Risk Metrics

	Fund	Bmark	Cat
Alpha	4.68	-	0.86
Beta	0.89	-	0.94
R-Squared	91.94	-	92.41
Standard Deviation	13.16	14.26	14.03
Sharpe Ratio	1.11	0.83	0.84
Tracking Error	4.08	-	3.94
Information Ratio	0.83	-	-0.05
Up Capture Ratio	97.20	-	95.95
Down Capture Ratio	73.93	-	91.89

Portfolio Metrics

	Fund	Bmark	Cat
Price/Earnings Ratio	19.87	20.82	19.71
Price/Book Ratio	2.75	2.79	2.62
Geom Avg Mkt Cap \$B	157.19	112.02	150.33
ROE	23.52	18.80	21.04

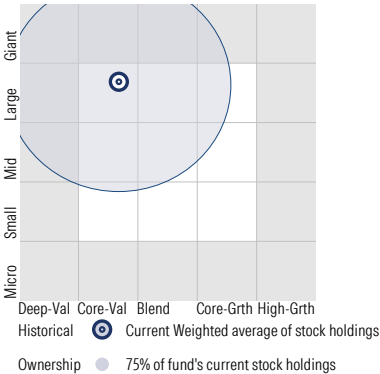
Vanguard Windsor™ II Admiral™ VWNAX

Morningstar Category
Large Value

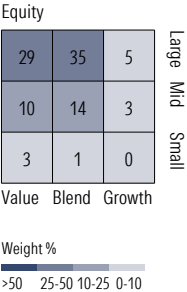
Morningstar Index
Russell 1000 Value TR USD

Style Analysis as of 09-30-2025

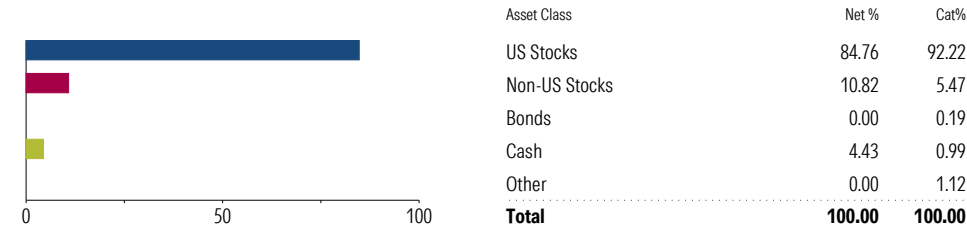
Morningstar Style Box™



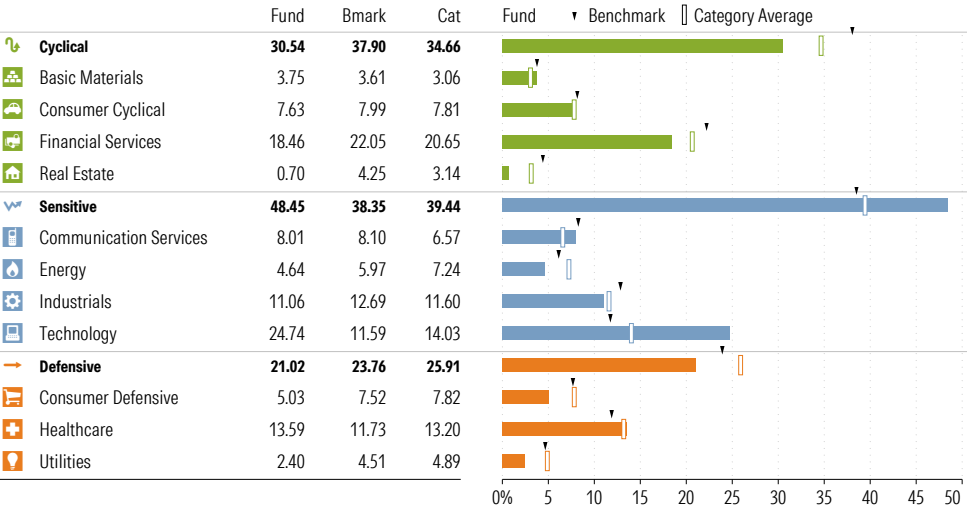
Style Breakdown



Asset Allocation as of 09-30-2025



Sector Weighting as of 09-30-2025



Top 15 Holdings as of 09-30-2025

Name	% Net Asset	Cumulative %	YTD Return %	Morningstar Sector
Microsoft Corp	5.17	5.17	23.47	Technology
Mktliq 12/31/2049	4.26	9.43	-	-
Apple Inc	2.72	12.15	1.99	Technology
Amazon.com Inc	2.65	14.79	0.08	Consumer Cyclical
Meta Platforms Inc Class A	2.06	16.85	25.69	Communication Svc
Taiwan Semiconductor Manufacturing Co Ltd ADR	2.02	18.87	42.57	Technology
Alphabet Inc Class C	1.78	20.65	28.21	Communication Svc
Alphabet Inc Class A	1.62	22.27	28.75	Communication Svc
HCA Healthcare Inc	1.56	23.83	42.72	Healthcare
Bank of America Corp	1.55	25.38	19.20	Financial Services
Procter & Gamble Co	1.43	26.81	-6.49	Consumer Defensive
Citigroup Inc	1.24	28.05	46.64	Financial Services
Visa Inc Class A	1.22	29.26	8.58	Financial Services
F5 Inc	1.20	30.46	28.52	Technology
Medtronic PLC	1.18	31.64	21.88	Healthcare

Total Holdings 188

⊕ Increase ⊖ Decrease ✨ New to Portfolio