

American Century Inflation Adjs Bond R5 AIANX

Morningstar Category
Inflation-Protected Bond

Morningstar Index
Bloomberg US Treasury US TIPS TR USD

Portfolio Manager(s)

Robert Gahagan since 11-2001
James Platz since 09-2007
Miguel Castillo since 02-2014
Steve Bartolini since 09-2024

Quantitative Screens

- Performance: The fund has finished in the Inflation-Protected Bond category's top three quartiles in 9 of the 10 years it's been in existence.
- Management: The fund's management has been in place for 23.85 years.

Style Consistency is not calculated for Fixed Income funds.

- Net Expense: The fund's expense ratio of 0.34 is 50% lower than the Inflation-Protected Bond category average.

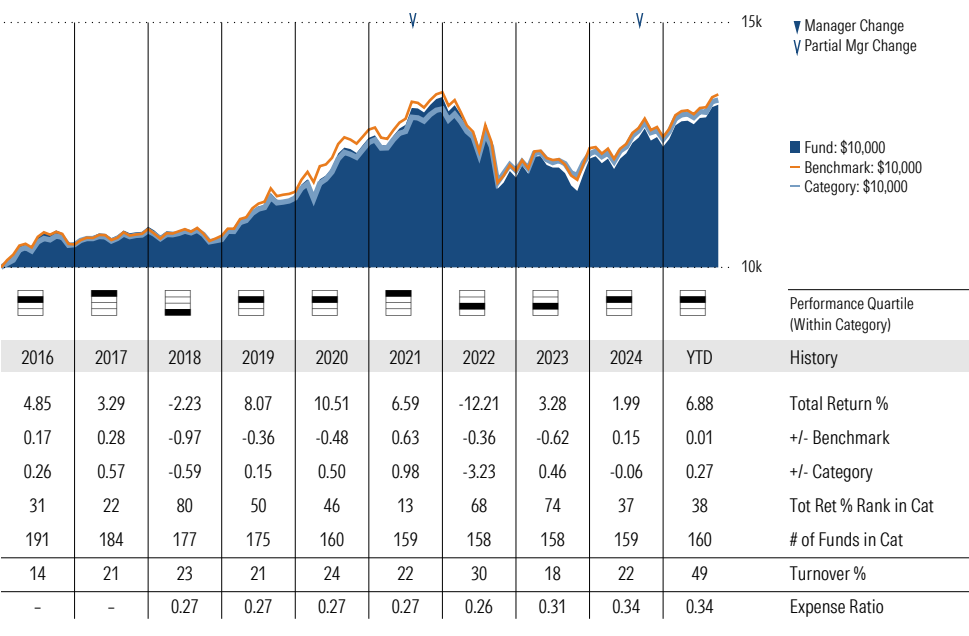
Morningstar Investment Management LLC Analysis

This fund passes all of Morningstar Investment Management's quantitative screens. Morningstar Investment Management has also assessed the fund from a qualitative perspective and, as a fiduciary, is comfortable recommending the fund's use in retirement plans.

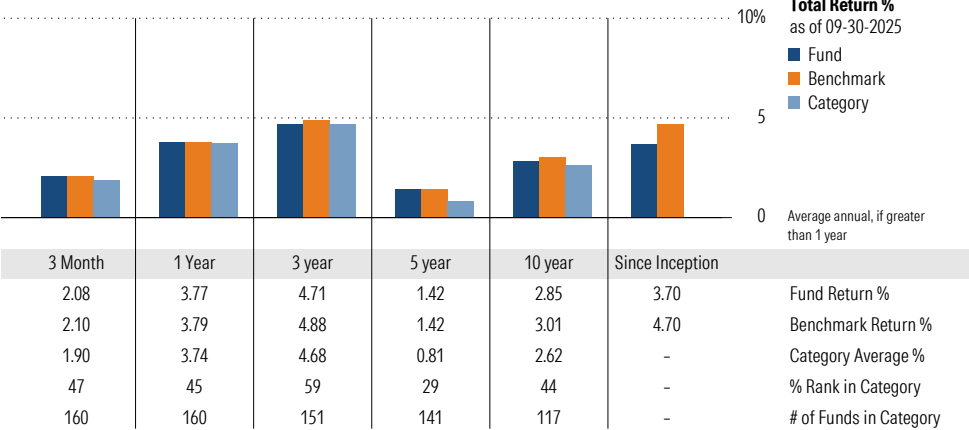
ESG Metrics

Metric	Rating	Updated
Sustainability Rating	3	05-31-2024

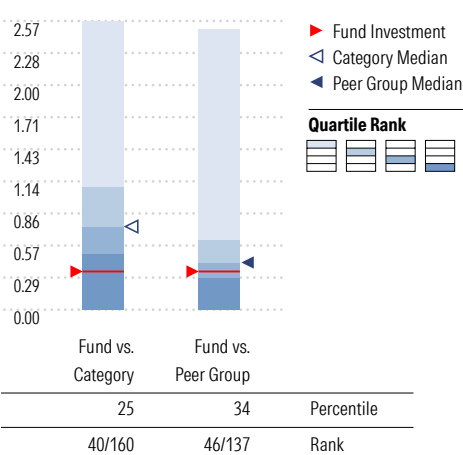
Growth of \$10,000



Trailing Performance



Net Expense



3-Year Risk Metrics

	Fund	Bmark	Cat
Alpha	-0.41	-	-0.08
Beta	1.05	-	0.99
R-Squared	99.50	-	94.42
Standard Deviation	4.99	4.73	5.36
Sharpe Ratio	-0.04	-0.01	-0.04
Tracking Error	0.43	-	1.49
Information Ratio	-0.41	-	-0.41
Up Capture Ratio	102.85	-	98.94
Down Capture Ratio	109.18	-	101.54

Portfolio Metrics

	Fund	Bmark	Cat
Avg Eff Duration	6.34	4.52	6.89
Avg Eff Maturity	7.71	-	7.77

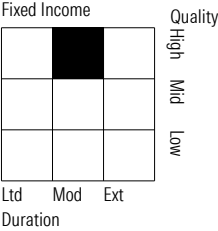
American Century Inflation Adjs Bond R5 AIANX

Morningstar Category
Inflation-Protected Bond

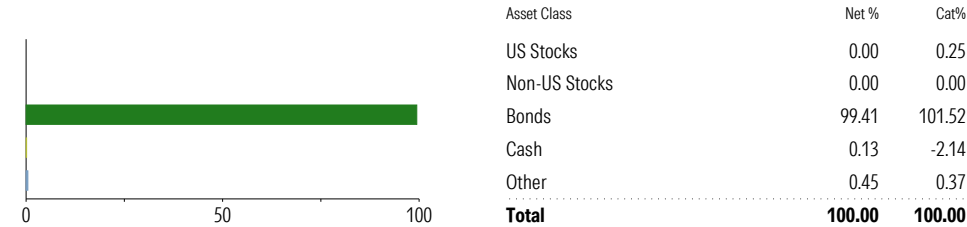
Morningstar Index
Bloomberg US Treasury US TIPS TR USD

Style Analysis as of 09-30-2025

Style Breakdown

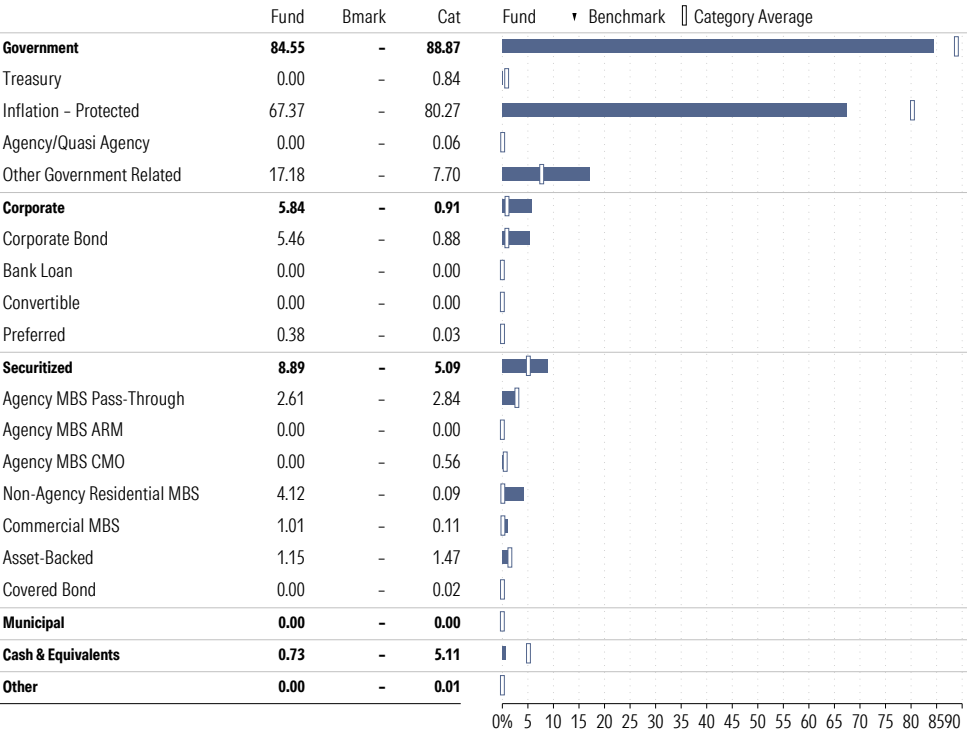


Asset Allocation as of 09-30-2025



Credit Rating Breakdown	Fund	Bmark	Cat
AAA	90.83	0.00	10.05
AA	0.97	99.60	86.92
A	1.51	0.00	0.78
BBB	2.04	0.00	1.20
BB	1.38	0.00	0.27
B	0.00	0.00	0.04
Below B	0.00	0.00	0.06
Not Rated	3.27	0.40	0.68

Sector Weighting as of 09-30-2025



Top 10 Holdings as of 09-30-2025

Name	Maturity Date	% Net Asset	Cumulative %	Fixed Income Sector
⊖ United States Treasury Notes 1.375%	07-2033	5.07	5.07	-
⊕ United States Treasury Notes 0.125%	04-2027	5.06	10.13	-
⊖ United States Treasury Notes 0.625%	07-2032	4.70	14.83	-
⊕ United States Treasury Notes 0.5%	01-2028	4.40	19.24	-
⊕ United States Treasury Notes 1.875%	07-2034	4.35	23.58	-
⊖ United States Treasury Notes 0.125%	07-2031	3.84	27.42	-
⊕ United States Treasury Notes 1.25%	04-2028	3.33	30.75	-
⊕ Government National Mortgage Association 5.5%	10-2054	3.07	33.82	-
⊕ United States Treasury Notes 0.25%	07-2029	2.88	36.70	-
⊕ Ultra 10 Year US Treasury Note Future Dec 25	12-2025	2.87	39.57	-

Total Holdings 170

⊕ Increase ⊖ Decrease ✨ New to Portfolio

American Funds Intl Gr and Inc R6 RIGGX

Morningstar Category
Foreign Large Blend

Morningstar Index
MSCI ACWI Ex USA NR USD

Portfolio Manager(s)

Steven Watson since 10-2008
Andrew Suzman since 10-2008
Patrice Collette since 09-2010
Leo Hee since 07-2015
Michael Cohen since 07-2018
Lisa Thompson since 09-2018
Bobby Chada since 09-2024
Barbara Burtin since 09-2024

Quantitative Screens

- Performance: The fund has finished in the Foreign Large Blend category's top three quartiles in 10 of the 10 years it's been in existence.
- Management: The fund's management has been in place for 17.01 years.
- Style: The fund has landed in its primary style box — Large Blend — 100 % of the time over the past three years.
- Net Expense: The fund's expense ratio of 0.53 is 32.91% lower than the Foreign Large Blend category average.

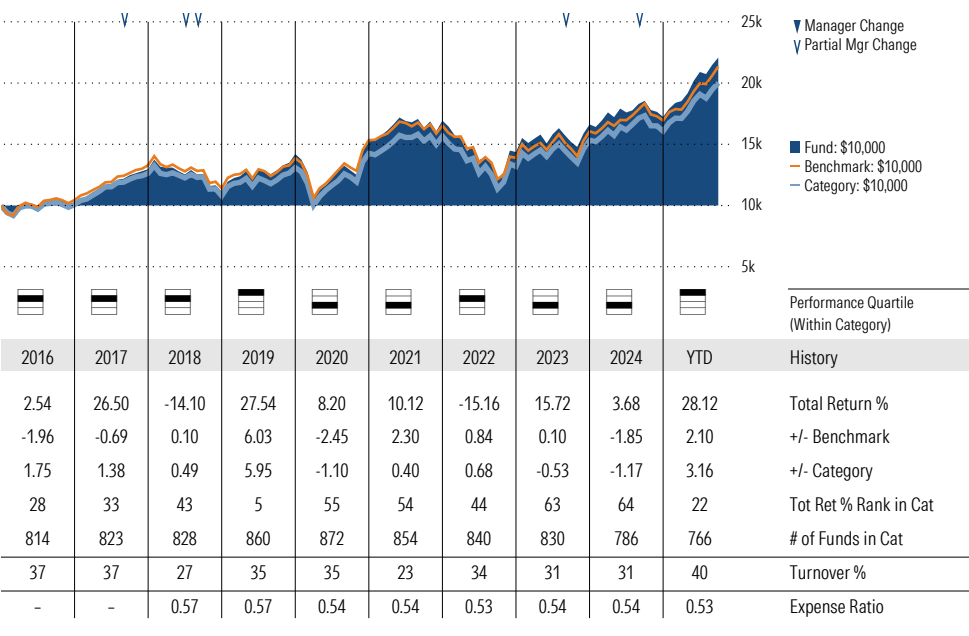
Morningstar Investment Management LLC Analysis

This fund passes all of Morningstar Investment Management's quantitative screens. Morningstar Investment Management has also assessed the fund from a qualitative perspective and, as a fiduciary, is comfortable recommending the fund's use in retirement plans.

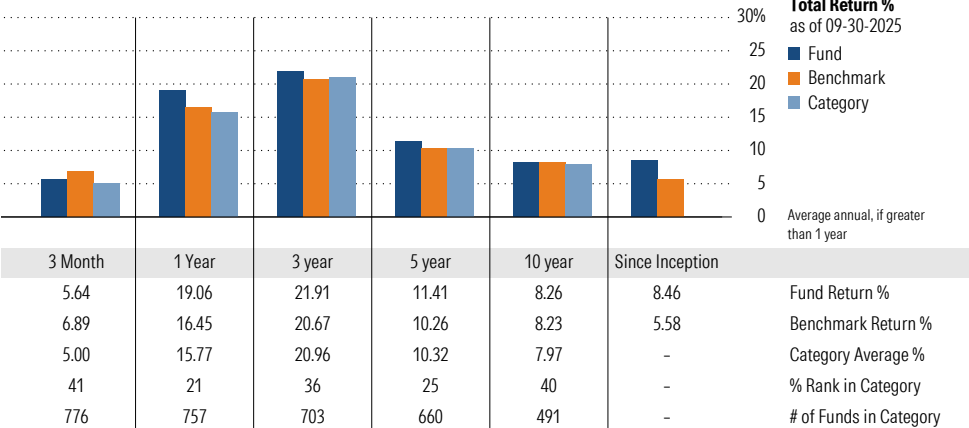
ESG Metrics

Metric	Rating	Updated
Sustainability Rating	2	08-31-2025
Carbon Risk Score	Low Risk	12-31-2022
ESG Commitment	1-Low	02-15-2022

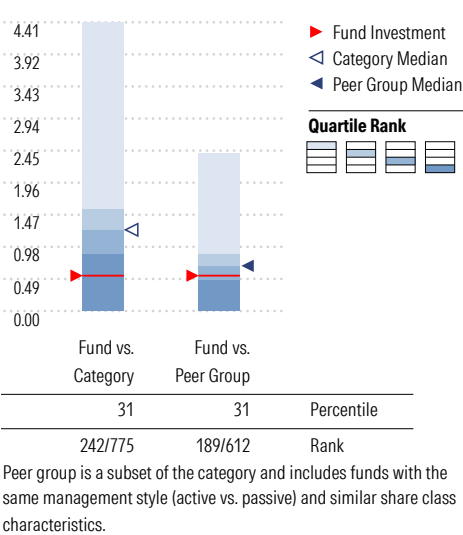
Growth of \$10,000



Trailing Performance



Net Expense



3-Year Risk Metrics

	Fund	Bmark	Cat
Alpha	1.11	-	0.01
Beta	1.00	-	1.02
R-Squared	94.50	-	90.69
Standard Deviation	13.56	13.21	14.14
Sharpe Ratio	1.17	1.12	1.08
Tracking Error	3.18	-	4.25
Information Ratio	0.39	-	0.11
Up Capture Ratio	102.71	-	104.10
Down Capture Ratio	97.74	-	108.66

Portfolio Metrics

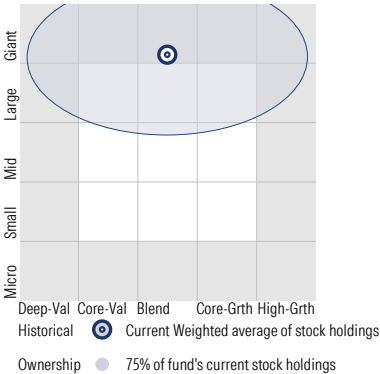
	Fund	Bmark	Cat
Price/Earnings Ratio	16.90	16.87	17.69
Price/Book Ratio	2.05	2.07	2.11
Geom Avg Mkt Cap \$B	63.72	62.76	67.92
ROE	19.16	18.05	18.02

American Funds Intl Gr and Inc R6 RIGGX


Morningstar Category
Foreign Large Blend

Morningstar Index
MSCI ACWI Ex USA NR USD

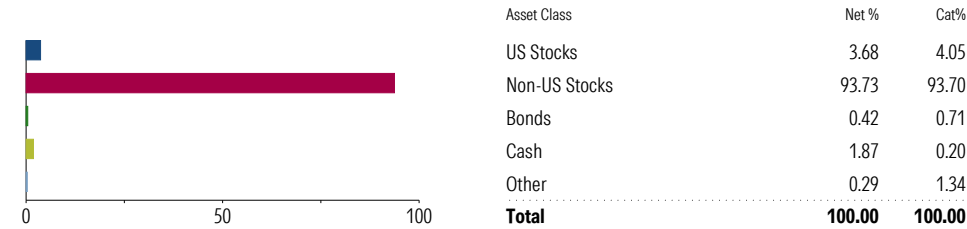
Style Analysis as of 09-30-2025
Morningstar Style Box™



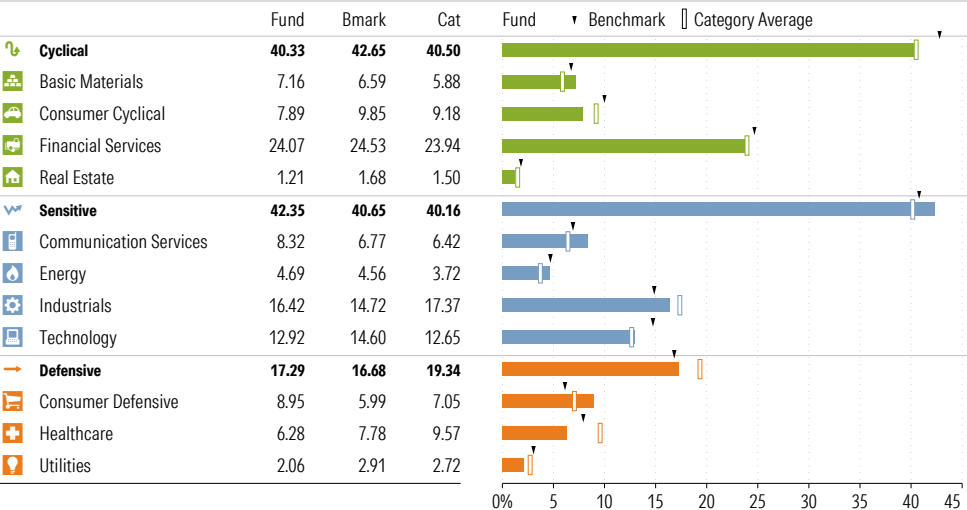
Style Breakdown




Asset Allocation as of 09-30-2025



Sector Weighting as of 09-30-2025



World Regions % Equity 09-30-2025



Top 10 Holdings as of 09-30-2025

Name	% Net Asset	Cumulative %	YTD Return %	Morningstar Sector
Taiwan Semiconductor Manufacturing Co Ltd	4.18	4.18	-	Technology
Capital Group Central Cash M	2.19	6.37	-	-
BAE Systems PLC	2.11	8.48	-	Industrials
ASML Holding NV	1.83	10.31	-	Technology
Airbus SE	1.70	12.01	-	Industrials
British American Tobacco PLC	1.66	13.67	-	Consumer Defensive
UniCredit SpA	1.55	15.21	-	Financial Services
Sanofi SA	1.51	16.73	-	Healthcare
TotalEnergies SE	1.44	18.17	-	Energy
AstraZeneca PLC	1.41	19.58	-	Healthcare

Total Holdings 293

⊕ Increase ⊖ Decrease ✨ New to Portfolio

American Funds Invmt Co of Amer R6 RICGX

Morningstar Category
Large Blend
Morningstar Index
S&P 500 TR USD

Portfolio Manager(s)

James Lovelace since 03-1992
Christopher Buchbinder since 03-2007
Grant Cambridge since 03-2014
Martin Romo since 07-2018
Aline Avzaradel since 03-2019
Martin Jacobs since 12-2019
Jessica Spaly since 03-2021
Greg Miliotes since 03-2025

Quantitative Screens

- Performance: The fund has finished in the Large Blend category's top three quartiles in 9 of the 10 years it's been in existence.
- Management: The fund's management has been in place for 33.61 years.
- Style: The fund has landed in its primary style box — Large Blend — 81.82 % of the time over the past three years.
- Net Expense: The fund's expense ratio of 0.27 is 60.87% lower than the Large Blend category average.

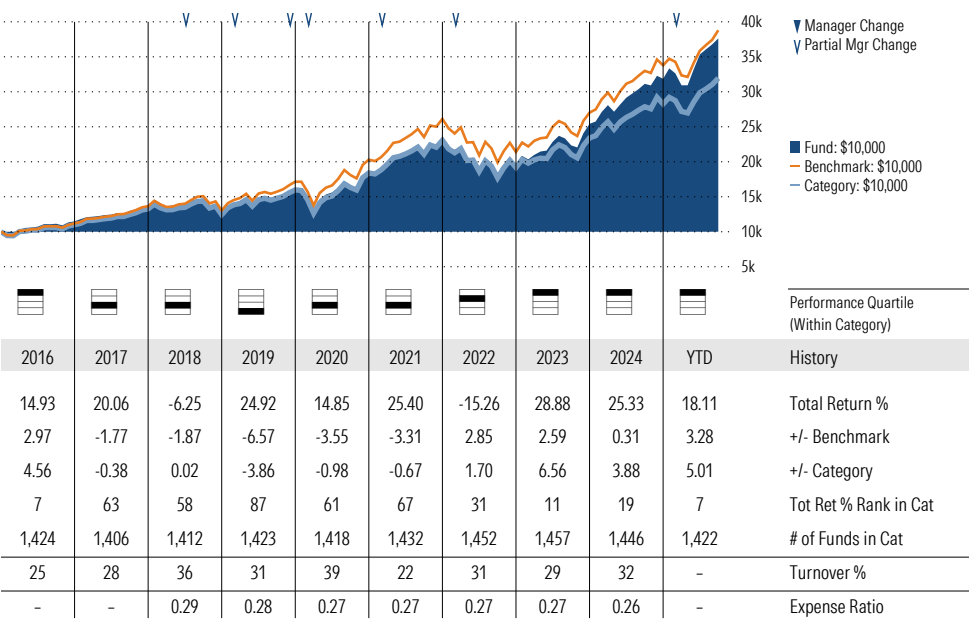
Morningstar Investment Management LLC Analysis

This fund passes all of Morningstar Investment Management's quantitative screens. Morningstar Investment Management has also assessed the fund from a qualitative perspective and, as a fiduciary, is comfortable recommending the fund's use in retirement plans.

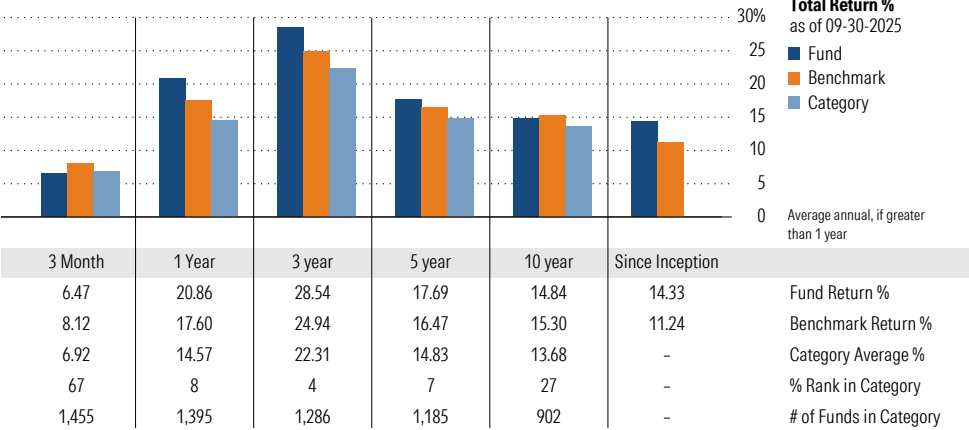
ESG Metrics

Metric	Rating	Updated
Sustainability Rating	2	08-31-2025
Carbon Risk Score	Low Risk	12-31-2022

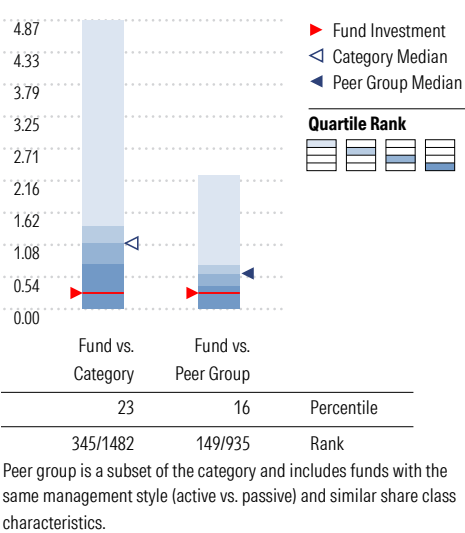
Growth of \$10,000



Trailing Performance



Net Expense



3-Year Risk Metrics

	Fund	Bmark	Cat
Alpha	4.58	-	-1.59
Beta	0.92	-	0.99
R-Squared	95.31	-	93.13
Standard Deviation	12.66	13.37	13.72
Sharpe Ratio	1.68	1.38	1.21
Tracking Error	2.92	-	3.09
Information Ratio	1.23	-	-1.71
Up Capture Ratio	102.30	-	95.42
Down Capture Ratio	80.75	-	103.55

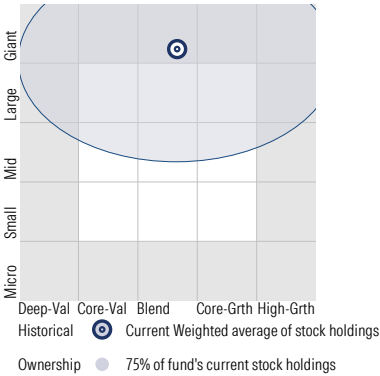
Portfolio Metrics

	Fund	Bmark	Cat
Price/Earnings Ratio	28.40	28.13	27.25
Price/Book Ratio	5.34	5.10	5.28
Geom Avg Mkt Cap \$B	411.64	439.39	477.25
ROE	35.56	35.20	34.08

American Funds Invmt Co of Amer R6 RICGX

Morningstar Category Large Blend
Morningstar Index S&P 500 TR USD

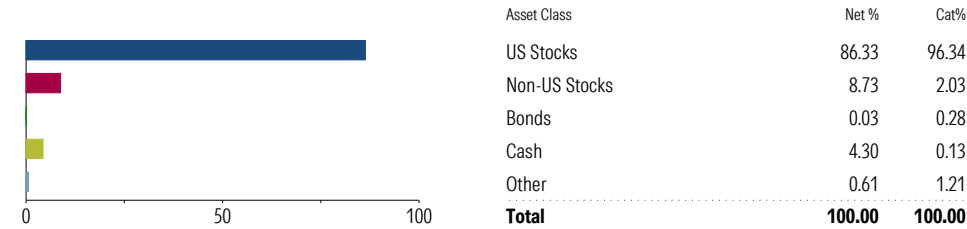
Style Analysis as of 09-30-2025
Morningstar Style Box™



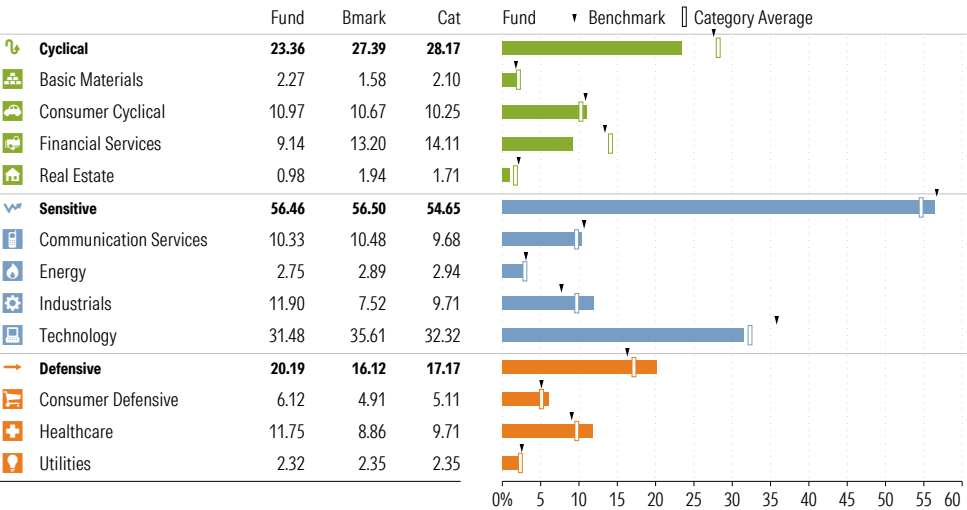
Style Breakdown



Asset Allocation as of 09-30-2025



Sector Weighting as of 09-30-2025



Top 15 Holdings as of 09-30-2025

Name	% Net Asset	Cumulative %	YTD Return %	Morningstar Sector
Microsoft Corp	7.45	7.45	23.47	Technology
⊖ Broadcom Inc	6.46	13.91	43.06	Technology
⊕ NVIDIA Corp	5.47	19.38	38.96	Technology
⊕ Capital Group Central Cash Fund	4.45	23.84	-	-
⊕ Amazon.com Inc	3.84	27.68	0.08	Consumer Cyclical
⊖ Meta Platforms Inc Class A	3.39	31.07	25.69	Communication Svc
⊕ Eli Lilly and Co	3.10	34.17	-0.58	Healthcare
⊖ British American Tobacco PLC	2.76	36.93	-	Consumer Defensive
⊖ GE Aerospace	2.40	39.33	81.01	Industrials
⊕ Alphabet Inc Class A	2.24	41.57	28.75	Communication Svc
⊖ Royal Caribbean Group	2.08	43.64	41.35	Consumer Cyclical
⊖ Alphabet Inc Class C	2.05	45.69	28.21	Communication Svc
⊖ Uber Technologies Inc	1.98	47.68	62.42	Technology
RTX Corp	1.70	49.37	46.32	Industrials
⊕ Apple Inc	1.68	51.05	1.99	Technology

Total Holdings 208

⊕ Increase ⊖ Decrease ✱ New to Portfolio

Baird Aggregate Bond Inst BAGIX

Morningstar Category
Intermediate Core Bond

Morningstar Index
Bloomberg US Agg Bond TR USD

Portfolio Manager(s)

M. Sharon deGuzman since 09-2000

Mary Ellen Stanek since 09-2000

Charles Groeschell since 09-2000

Warren Pierson since 09-2000

Meghan Dean since 05-2019

Jay Schwister since 05-2019

Jeffrey Schrom since 05-2019

Patrick Brown since 05-2021

Abhishek Pulakanti since 05-2022

Andrew O'Connell since 05-2022

Quantitative Screens

- Performance: The fund has finished in the Intermediate Core Bond category's top three quartiles in 10 of the 10 years it's been in existence.
- Management: The fund's management has been in place for 25.02 years.

Style Consistency is not calculated for Fixed Income funds.

- Net Expense: The fund's expense ratio of 0.3 is 40% lower than the Intermediate Core Bond category average.

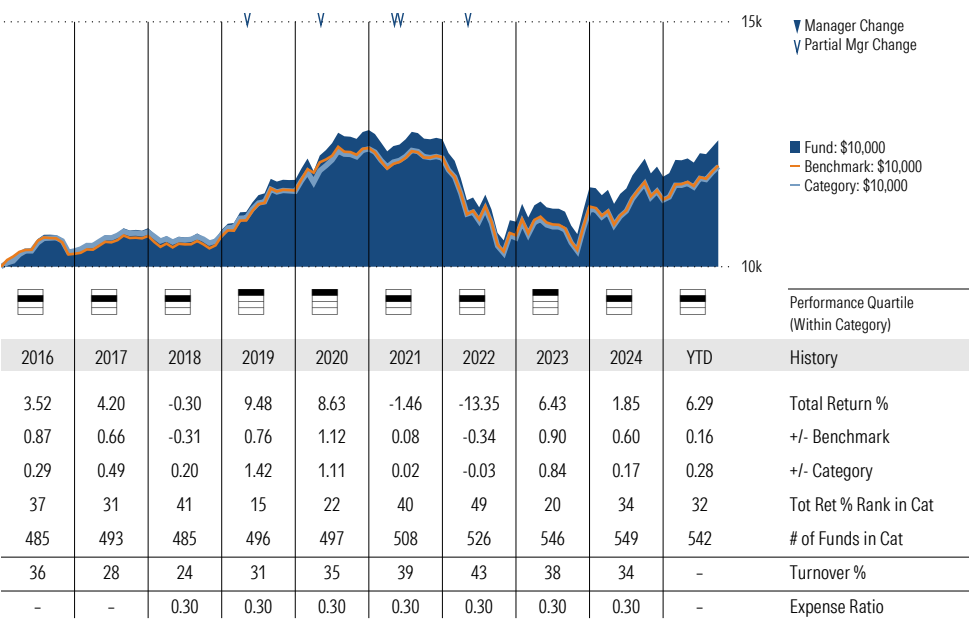
Morningstar Investment Management LLC Analysis

This fund passes all of Morningstar Investment Management's quantitative screens. Morningstar Investment Management has also assessed the fund from a qualitative perspective and, as a fiduciary, is comfortable recommending the fund's use in retirement plans.

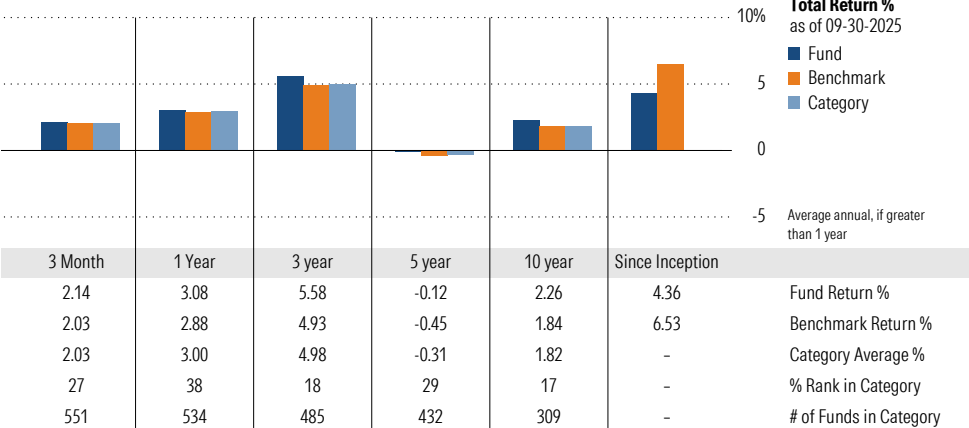
ESG Metrics

Metric	Rating	Updated
Sustainability Rating	4	08-31-2025
ESG Commitment	1-Low	02-15-2022

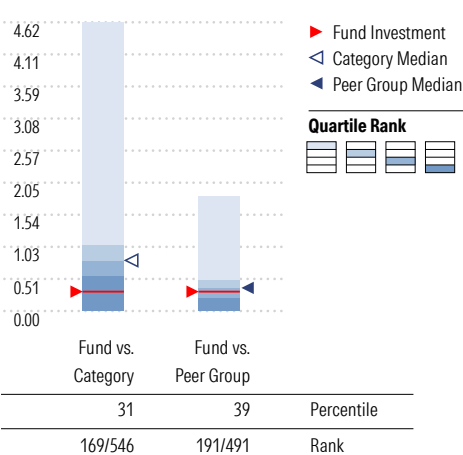
Growth of \$10,000



Trailing Performance



Net Expense



Peer group is a subset of the category and includes funds with the same management style (active vs. passive) and similar share class characteristics.

3-Year Risk Metrics

	Fund	Bmark	Cat
Alpha	0.56	-	0.07
Beta	1.01	-	0.99
R-Squared	99.66	-	98.24
Standard Deviation	6.54	6.44	6.42
Sharpe Ratio	0.11	0.02	0.02
Tracking Error	0.39	-	0.79
Information Ratio	1.67	-	-0.08
Up Capture Ratio	102.81	-	98.59
Down Capture Ratio	95.58	-	97.60

Portfolio Metrics

	Fund	Bmark	Cat
Avg Eff Duration	6.04	4.43	5.54
Avg Eff Maturity	7.98	-	8.01

Baird Aggregate Bond Inst BAGIX

Morningstar Category
Intermediate Core Bond

Morningstar Index
Bloomberg US Agg Bond TR USD

Style Analysis as of 09-30-2025

Style Breakdown



Asset Allocation as of 09-30-2025



Credit Rating Breakdown	Fund	Bmark	Cat
AAA	62.50	3.53	17.14
AA	3.10	74.59	47.02
A	13.70	10.82	21.22
BBB	20.40	8.32	12.53
BB	0.30	0.28	0.69
B	0.00	0.00	0.32
Below B	0.00	0.00	0.09
Not Rated	0.00	2.46	1.00

Sector Weighting as of 09-30-2025



Top 10 Holdings as of 09-30-2025

Name	Maturity Date	% Net Asset	Cumulative %	Fixed Income Sector
⊕ First American Government Obligs U	02-2030	2.81	2.81	-
⊖ United States Treasury Notes 4.25%	01-2028	2.05	4.86	-
United States Treasury Bonds 3.88%	05-2043	1.56	6.42	-
United States Treasury Bonds 2.88%	05-2043	1.48	7.90	-
United States Treasury Bonds 2.38%	02-2042	1.44	9.34	-
⊖ United States Treasury Notes 1.88%	02-2032	1.28	10.62	-
United States Treasury Bonds 3.38%	08-2042	1.27	11.90	-
⊖ United States Treasury Notes 3.75%	04-2028	1.22	13.12	-
United States Treasury Bonds 2.88%	05-2052	1.22	14.34	-
United States Treasury Notes 3.88%	11-2027	1.21	15.55	-

Total Holdings 1972

⊕ Increase ⊖ Decrease ✱ New to Portfolio

Federated Hermes Govt Ultrashort IS FGUSX

Morningstar Category
Ultrashort Bond

Morningstar Index
Bloomberg US Agg Bond TR USD

Portfolio Manager(s)

Susan Hill since 07-1997
Liam O'Connell since 11-2010

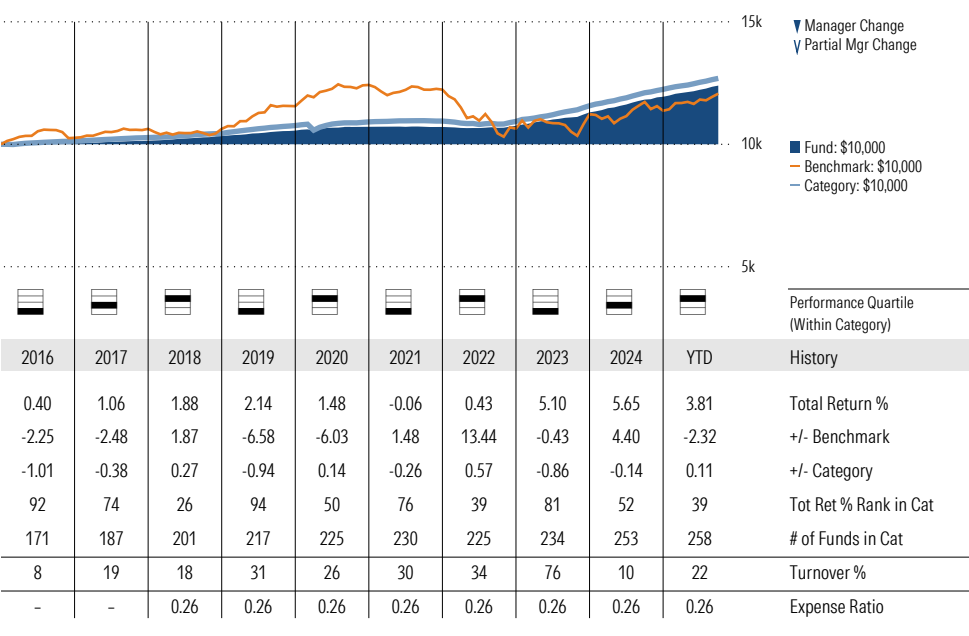
Quantitative Screens

- ✗ Performance: The fund has finished in the Ultrashort Bond category's top three quartiles in 6 of the 10 years it's been in existence.
- ✔ Management: The fund's management has been in place for 28.24 years.
- Style Consistency is not calculated for Fixed Income funds.
- ✔ Net Expense: The fund's expense ratio of 0.26 is 33.33% lower than the Ultrashort Bond category average.

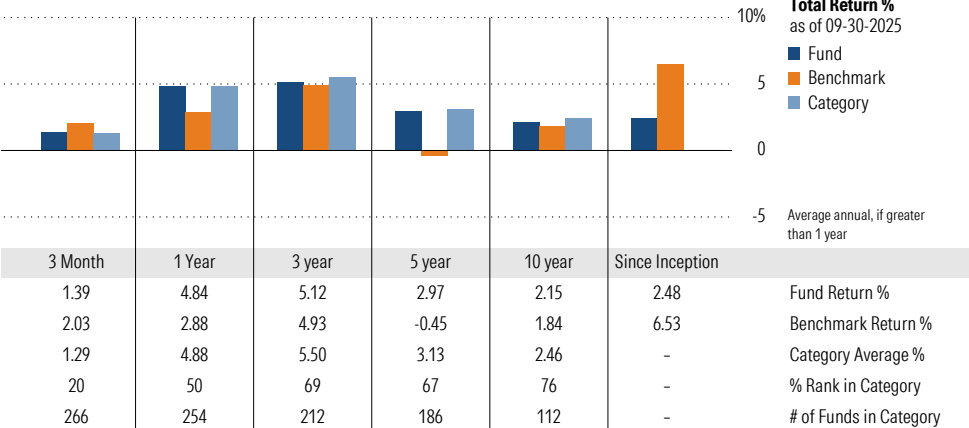
Morningstar Investment Management LLC Analysis

This fund fails our performance consistency screen. Its relative performance versus typical peers in the ultrashort bond category has struggled, partly due to its strict adherence to investing in government securities, which have lagged credit instruments. We believe those results are consistent with the strategy and do not merit putting the fund on watch at this time.

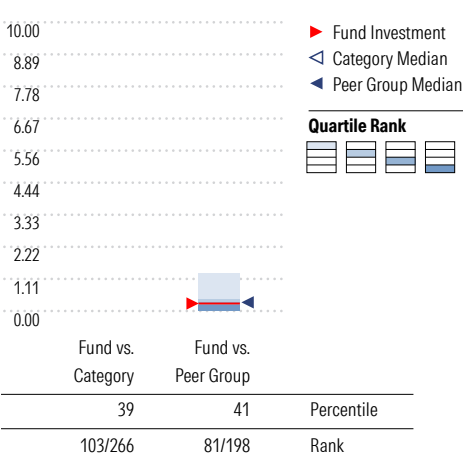
Growth of \$10,000



Trailing Performance



Net Expense



Peer group is a subset of the category and includes funds with the same management style (active vs. passive) and similar share class characteristics.

3-Year Risk Metrics

	Fund	Bmark	Cat
Alpha	4.62	-	5.06
Beta	0.08	-	0.06
R-Squared	60.84	-	33.96
Standard Deviation	0.64	6.44	0.70
Sharpe Ratio	0.15	0.02	0.51
Tracking Error	5.96	-	6.10
Information Ratio	0.03	-	0.09
Up Capture Ratio	30.22	-	29.25
Down Capture Ratio	-22.42	-	-29.31

Portfolio Metrics

	Fund	Bmark	Cat
Avg Eff Duration	0.81	4.43	0.95
Avg Eff Maturity	3.90	-	1.66

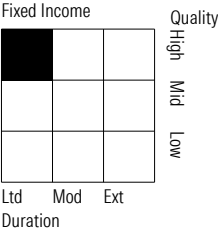
Federated Hermes Govt Ultrashort IS FGUSX

Morningstar Category
Ultrashort Bond

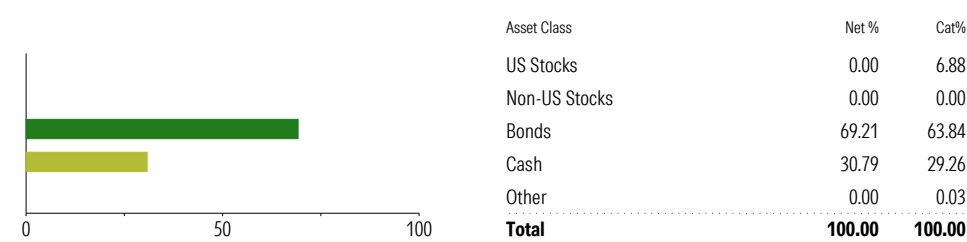
Morningstar Index
Bloomberg US Agg Bond TR USD

Style Analysis as of 09-30-2025

Style Breakdown

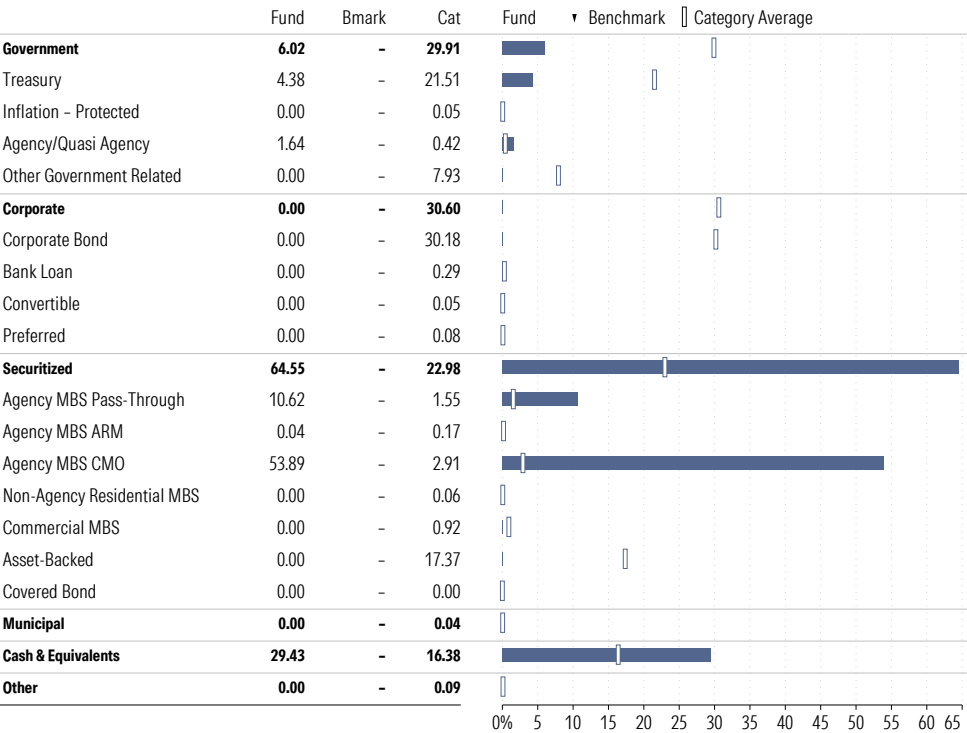


Asset Allocation as of 09-30-2025



Credit Rating Breakdown	Fund	Bmark	Cat
AAA	100.00	3.53	28.60
AA	0.00	74.59	23.21
A	0.00	10.82	18.99
BBB	0.00	8.32	22.91
BB	0.00	0.28	2.84
B	0.00	0.00	1.01
Below B	0.00	0.00	0.22
Not Rated	0.00	2.46	2.21

Sector Weighting as of 09-30-2025



Top 10 Holdings as of 09-30-2025

Name	Maturity Date	% Net Asset	Cumulative %	Fixed Income Sector
⊕ Hsbc Repo 4 Repo	07-2025	11.29	11.29	-
⊕ Bank Of Montreal 6 Repo	07-2025	11.29	22.58	-
⊕ Repo Bank America Repo	07-2025	6.40	28.98	-
⊖ Government National Mortgage Association 5.13185%	10-2054	2.48	31.46	-
FEDERAL HOME LN MTG CORP MULTICLASS MTG PARTN CTFS GTD 4.97155%	04-2033	2.44	33.90	-
⊖ Government National Mortgage Association 5.15185%	03-2054	2.33	36.24	-
FEDERAL HOME LN MTG CORP MULTICLASS MTG PARTN CTFS GTD 4.87155%	01-2035	2.17	38.41	-
⊖ Government National Mortgage Association 5.35185%	08-2053	2.04	40.45	-
FEDERAL HOME LN MTG CORP MULTICLASS MTG PARTN CTFS GTD 4.82155%	12-2032	1.96	42.41	-
⊖ FEDERAL HOME LN MTG CORP MULTICLASS MTG PARTN CTFS GTD 4.87155%	12-2032	1.95	44.37	-

Total Holdings 233

⊕ Increase ⊖ Decrease ✨ New to Portfolio

Vanguard 500 Index Admiral VFIAX

Morningstar Category
Large Blend

Morningstar Index
S&P 500 TR USD

Portfolio Manager(s)

Michelle Louie since 11-2017
Nick Birkett since 08-2023
Aur lie Denis since 02-2025

Quantitative Screens

- Performance: The fund has finished in the Large Blend category's top three quartiles in 10 of the 10 years it's been in existence.
- Management: The fund's management has been in place for 7.84 years.
- Style: The fund has landed in its primary style box — Large Blend — 77.14 % of the time over the past three years.
- Net Expense: The fund's expense ratio of 0.04 is 94.2% lower than the Large Blend category average.

Morningstar Investment Management LLC Analysis

This fund passes all of Morningstar Investment Management's quantitative screens. Morningstar Investment Management has also assessed the fund from a qualitative perspective and, as a fiduciary, is comfortable recommending the fund's use in retirement plans.

ESG Metrics

Metric	Rating	Updated
Sustainability Rating	3	08-31-2025
Carbon Risk Score	Low Risk	12-31-2022
ESG Commitment	1-Low	02-15-2022

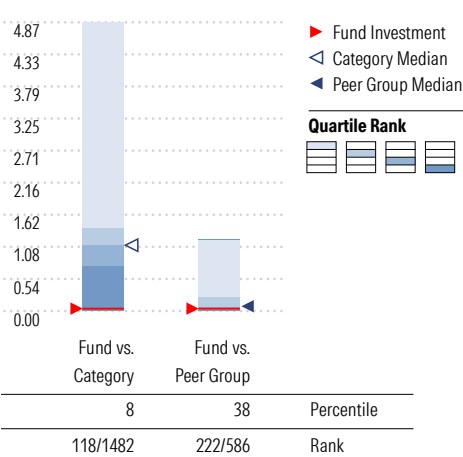
Growth of \$10,000



Trailing Performance



Net Expense



Peer group is a subset of the category and includes funds with the same management style (active vs. passive) and similar share class characteristics.

3-Year Risk Metrics

	Fund	Bmark	Cat
Alpha	-0.04	-	-1.59
Beta	1.00	-	0.99
R-Squared	100.00	-	93.13
Standard Deviation	13.37	13.37	13.72
Sharpe Ratio	1.37	1.38	1.21
Tracking Error	0.00	-	3.09
Information Ratio	-12.27	-	-1.71
Up Capture Ratio	99.91	-	95.42
Down Capture Ratio	100.11	-	103.55

Portfolio Metrics

	Fund	Bmark	Cat
Price/Earnings Ratio	28.17	28.13	27.25
Price/Book Ratio	5.13	5.10	5.28
Geom Avg Mkt Cap \$B	439.63	439.39	477.25
ROE	35.24	35.20	34.08

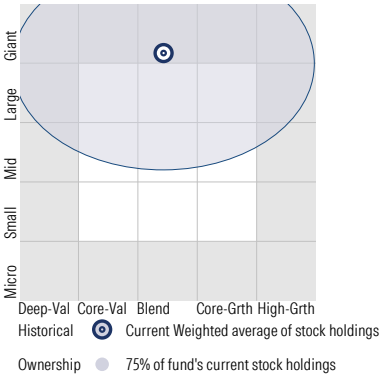
Vanguard 500 Index Admiral VFIAX

Morningstar Category
Large Blend

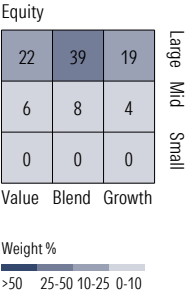
Morningstar Index
S&P 500 TR USD

Style Analysis as of 09-30-2025

Morningstar Style Box™



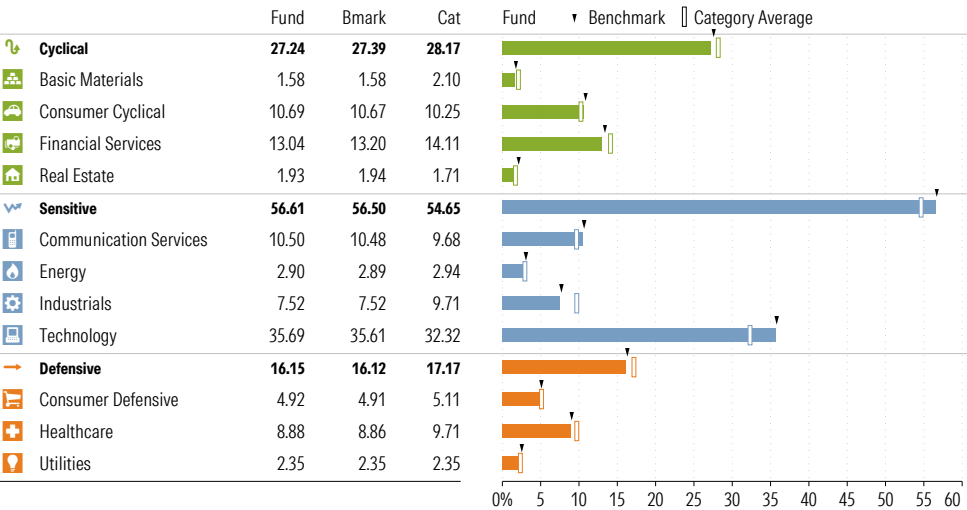
Style Breakdown



Asset Allocation as of 09-30-2025



Sector Weighting as of 09-30-2025



Top 15 Holdings as of 09-30-2025

Name	% Net Asset	Cumulative %	YTD Return %	Morningstar Sector
⊖ NVIDIA Corp	7.95	7.95	38.96	Technology
⊖ Microsoft Corp	6.72	14.68	23.47	Technology
⊖ Apple Inc	6.60	21.27	1.99	Technology
⊕ Amazon.com Inc	3.72	25.00	0.08	Consumer Cyclical
⊖ Meta Platforms Inc Class A	2.78	27.78	25.69	Communication Svc
⊖ Broadcom Inc	2.71	30.49	43.06	Technology
⊖ Alphabet Inc Class A	2.47	32.96	28.75	Communication Svc
⊖ Tesla Inc	2.18	35.14	10.12	Consumer Cyclical
⊖ Alphabet Inc Class C	1.99	37.12	28.21	Communication Svc
⊖ Berkshire Hathaway Inc Class B	1.61	38.73	10.91	Financial Services
⊖ JPMorgan Chase & Co	1.46	40.20	33.28	Financial Services
⊖ Eli Lilly and Co	1.06	41.25	-0.58	Healthcare
⊖ Visa Inc Class A	0.99	42.24	8.58	Financial Services
⊖ Netflix Inc	0.89	43.13	34.51	Communication Svc
⊖ Exxon Mobil Corp	0.84	43.97	7.58	Energy

Total Holdings 507

⊕ Increase ⊖ Decrease ✨ New to Portfolio

Vanguard LifeStrategy Cnsrv Gr Inv VSCGX

Morningstar Category
Global Moderately
Conservative Allocation

Morningstar Index
Morningstar Mod Con Tgt Risk TR USD

Portfolio Manager(s)

Walter Nejman since 02-2022
Aur lie Denis since 02-2023
Michael Roach since 02-2023
Roger Aliaga-Diaz since 02-2023

Quantitative Screens

- Performance: The fund has finished in the Global Moderately Conservative Allocation category's top three quartiles in 8 of the 10 years it's been in existence.
- Management: The fund's management has been in place for 3.6 years.
- Style: The fund has landed in its primary style box — Large Blend — 100 % of the time over the past three years.
- Net Expense: The fund's expense ratio of 0.12 is 87.76% lower than the Global Moderately Conservative Allocation category average.

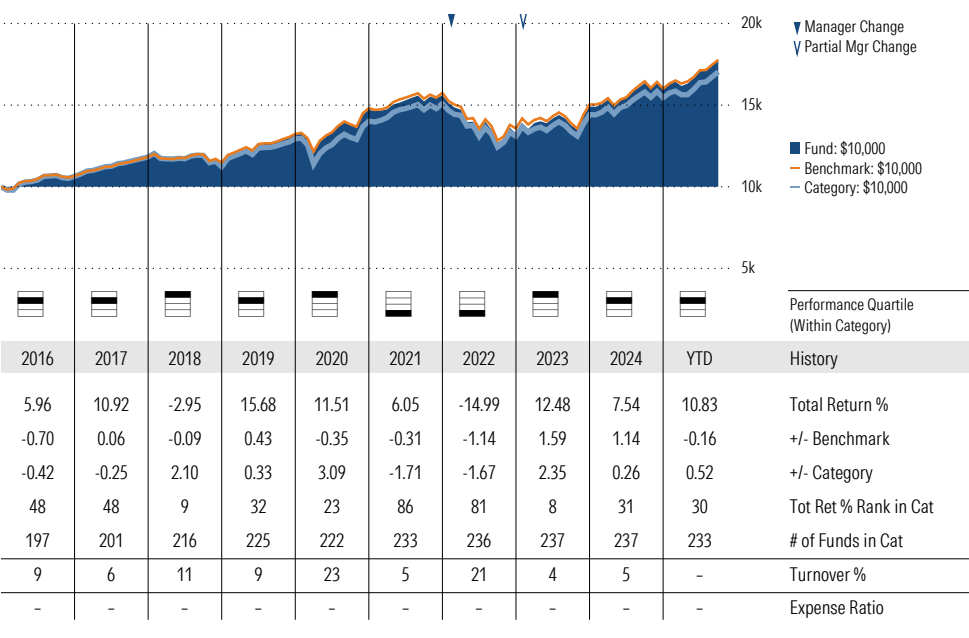
Morningstar Investment Management LLC Analysis

This fund passes all of Morningstar Investment Management's quantitative screens. Morningstar Investment Management has also assessed the fund from a qualitative perspective and, as a fiduciary, is comfortable recommending the fund's use in retirement plans.

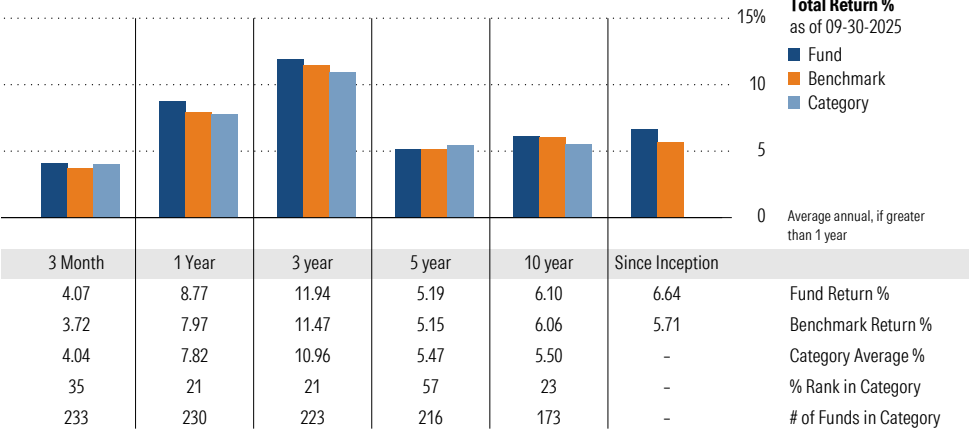
ESG Metrics

Metric	Rating	Updated
Sustainability Rating	3	08-31-2025
ESG Commitment	1-Low	07-19-2023

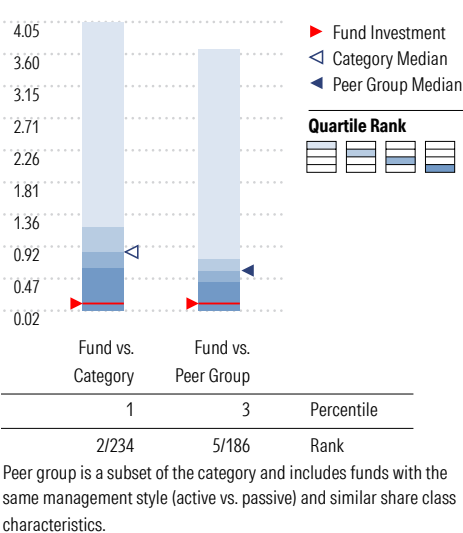
Growth of \$10,000



Trailing Performance



Net Expense



3-Year Risk Metrics

	Fund	Bmark	Cat
Alpha	0.70	-	0.00
Beta	0.97	-	0.95
R-Squared	98.17	-	94.33
Standard Deviation	7.97	8.11	7.97
Sharpe Ratio	0.84	0.78	0.72
Tracking Error	1.10	-	1.96
Information Ratio	0.43	-	-0.34
Up Capture Ratio	101.00	-	95.54
Down Capture Ratio	96.71	-	96.78

Portfolio Metrics

	Fund	Bmark	Cat
Price/Earnings Ratio	21.45	21.39	22.06
Price/Book Ratio	2.86	2.78	2.93
Avg Eff Duration	6.09	-	5.24

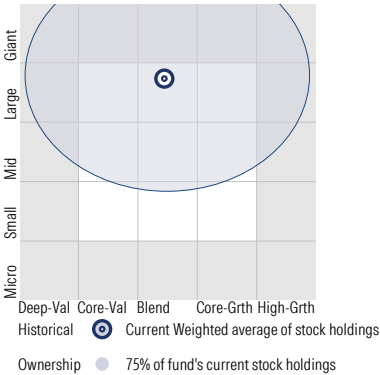
Vanguard LifeStrategy Cnsrv Gr Inv VSCGX

Morningstar Category
Global Moderately
Conservative Allocation

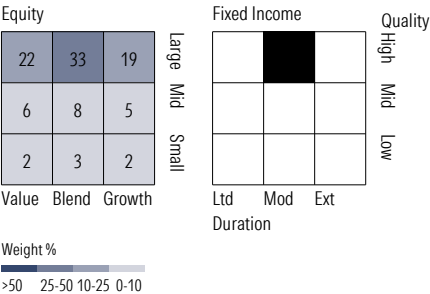
Morningstar Index
Morningstar Mod Con Tgt Risk TR USD

Style Analysis as of 09-30-2025

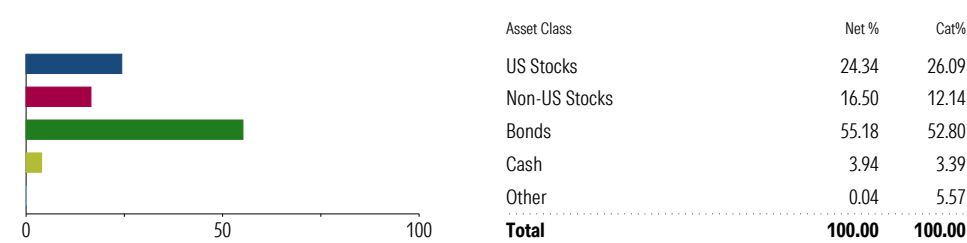
Morningstar Style Box™



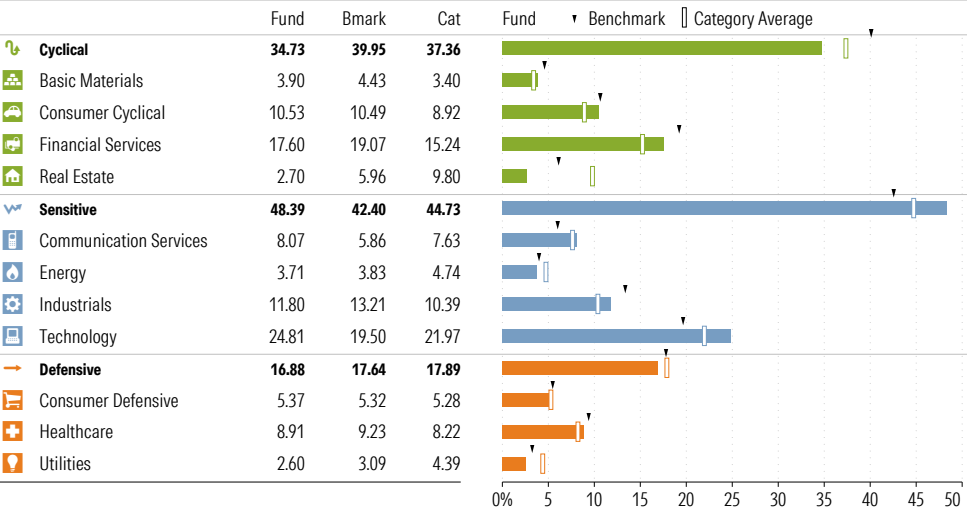
Style Breakdown



Asset Allocation as of 09-30-2025



Sector Weighting as of 09-30-2025



Top 6 Holdings as of 09-30-2025

Name	Maturity Date	% Net Asset	Cumulative %	YTD Return %	Morningstar Sector
⊕ Vanguard Total Bond Market II Idx Inv	-	40.89	40.89	-	-
⊖ Vanguard Total Stock Mkt Idx Inv	-	24.42	65.31	-	-
⊕ Vanguard Total Intl Bd II Idx Investor	-	17.11	82.43	-	-
⊖ Vanguard Total Intl Stock Index Inv	-	16.90	99.33	-	-
⊕ Mktliq 12/31/2049	-	0.68	100.00	-	-
⊕ Us Dollar	-	0.00	100.01	-	-

Total Holdings 6

⊕ Increase ⊖ Decrease ✱ New to Portfolio

Vanguard LifeStrategy Growth Inv VASGX

Morningstar Category
Global Moderately
Aggressive Allocation

Morningstar Index
Morningstar Mod Agg Tgt Risk TR USD

Portfolio Manager(s)

Walter Nejman since 02-2022
Aur lie Denis since 02-2023
Michael Roach since 02-2023
Roger Aliaga-Diaz since 02-2023

Quantitative Screens

- Performance: The fund has finished in the Global Moderately Aggressive Allocation category's top three quartiles in 10 of the 10 years it's been in existence.
- Management: The fund's management has been in place for 3.6 years.
- Style: The fund has landed in its primary style box — Large Blend — 100 % of the time over the past three years.
- Net Expense: The fund's expense ratio of 0.14 is 86% lower than the Global Moderately Aggressive Allocation category average.

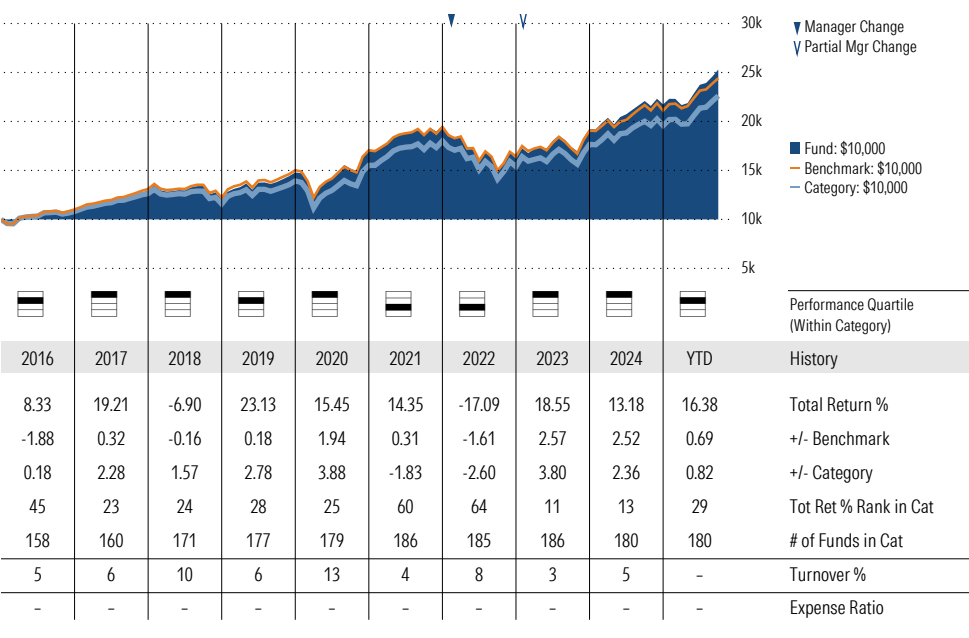
Morningstar Investment Management LLC Analysis

This fund passes all of Morningstar Investment Management's quantitative screens. Morningstar Investment Management has also assessed the fund from a qualitative perspective and, as a fiduciary, is comfortable recommending the fund's use in retirement plans.

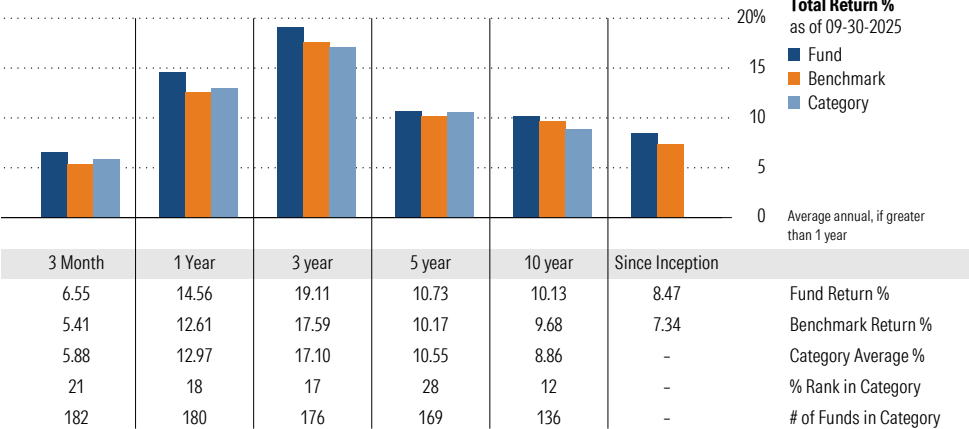
ESG Metrics

Metric	Rating	Updated
Sustainability Rating	3	08-31-2025
ESG Commitment	1-Low	07-19-2023
Carbon Risk Score	Low Risk	12-31-2022

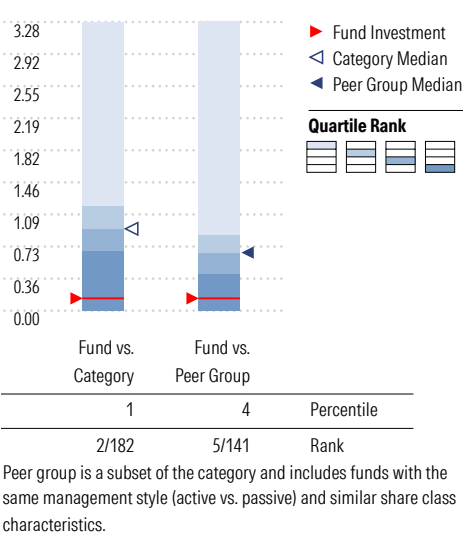
Growth of \$10,000



Trailing Performance



Net Expense



3-Year Risk Metrics

	Fund	Bmark	Cat
Alpha	1.55	-	-0.23
Beta	0.98	-	0.96
R-Squared	97.60	-	91.23
Standard Deviation	11.21	11.24	11.32
Sharpe Ratio	1.19	1.07	0.99
Tracking Error	1.75	-	3.18
Information Ratio	0.87	-	-0.41
Up Capture Ratio	103.46	-	95.44
Down Capture Ratio	95.98	-	97.59

Portfolio Metrics

	Fund	Bmark	Cat
Price/Earnings Ratio	21.52	20.68	22.01
Price/Book Ratio	2.88	2.61	2.99
Avg Eff Duration	6.09	-	5.60

Vanguard LifeStrategy Growth Inv VASGX

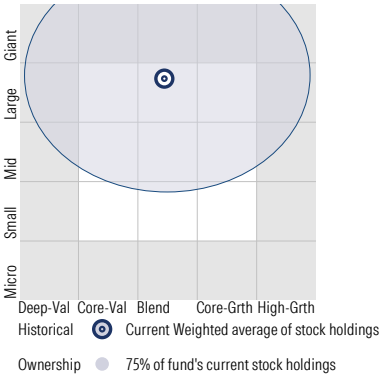
Morningstar Category
Global Moderately

Morningstar Index
Morningstar Mod Agg Tgt Risk TR USD

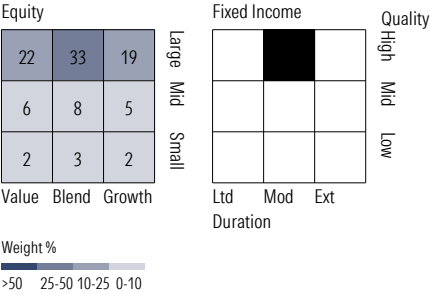
Aggressive Allocation

Style Analysis as of 09-30-2025

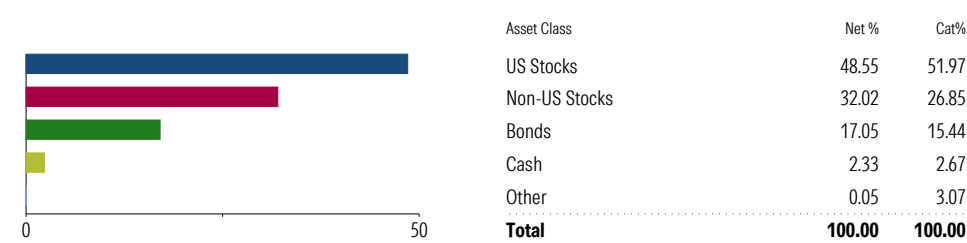
Morningstar Style Box™



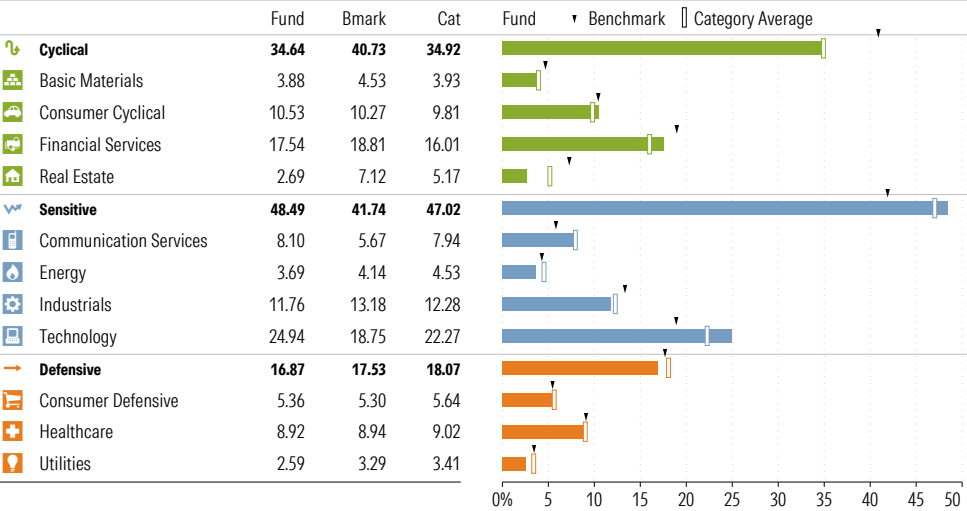
Style Breakdown



Asset Allocation as of 09-30-2025



Sector Weighting as of 09-30-2025



Top 6 Holdings as of 09-30-2025

Name	Maturity Date	% Net Asset	Cumulative %	YTD Return %	Morningstar Sector
⊖ Vanguard Total Stock Mkt Idx Inv	-	48.71	48.71	-	-
⊕ Vanguard Total Intl Stock Index Inv	-	32.78	81.49	-	-
⊕ Vanguard Total Bond Market II Idx Inv	-	12.63	94.12	-	-
⊕ Vanguard Total Intl Bd II Idx Investor	-	5.30	99.42	-	-
⊕ Mktliq 12/31/2049	-	0.58	99.99	-	-
⊕ Us Dollar	-	0.01	100.00	-	-

Total Holdings 6

⊕ Increase ⊖ Decrease ✱ New to Portfolio

Vanguard LifeStrategy Income Inv VASIX

Morningstar Category
Global Conservative

Allocation

Morningstar Index

Morningstar Con Tgt Risk TR USD

Portfolio Manager(s)

Walter Nejman since 02-2022
Aur lie Denis since 02-2023
Michael Roach since 02-2023
Roger Aliaga-Diaz since 02-2023

Quantitative Screens

- Performance: The fund has finished in the Global Conservative Allocation category's top three quartiles in 7 of the 10 years it's been in existence.
- Management: The fund's management has been in place for 3.6 years.
- Style: The fund has landed in its primary style box — Large Blend — 100 % of the time over the past three years.
- Net Expense: The fund's expense ratio of 0.11 is 88.89% lower than the Global Conservative Allocation category average.

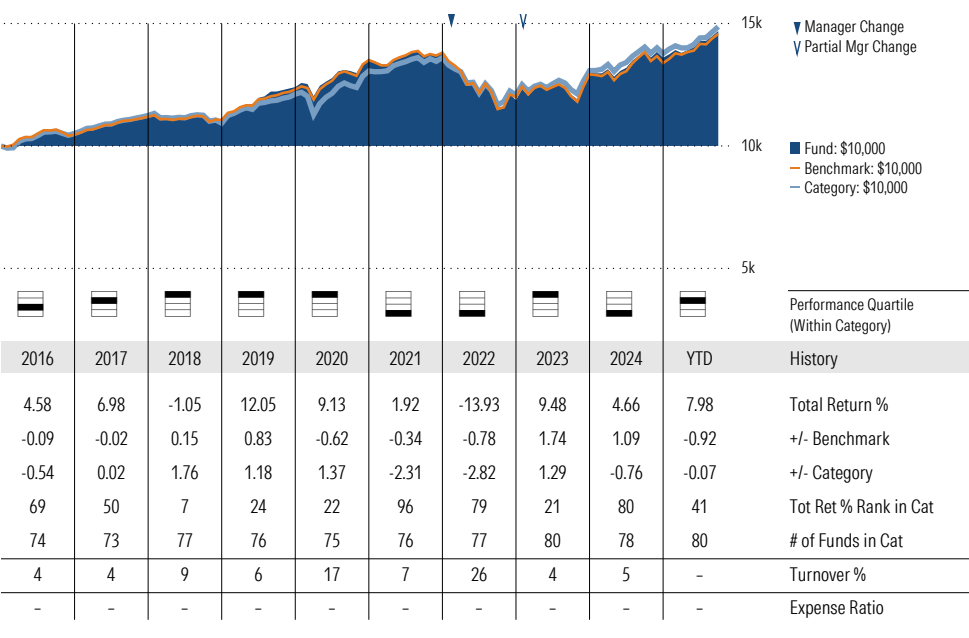
Morningstar Investment Management LLC Analysis

This fund passes all of Morningstar Investment Management's quantitative screens. Morningstar Investment Management has also assessed the fund from a qualitative perspective and, as a fiduciary, is comfortable recommending the fund's use in retirement plans.

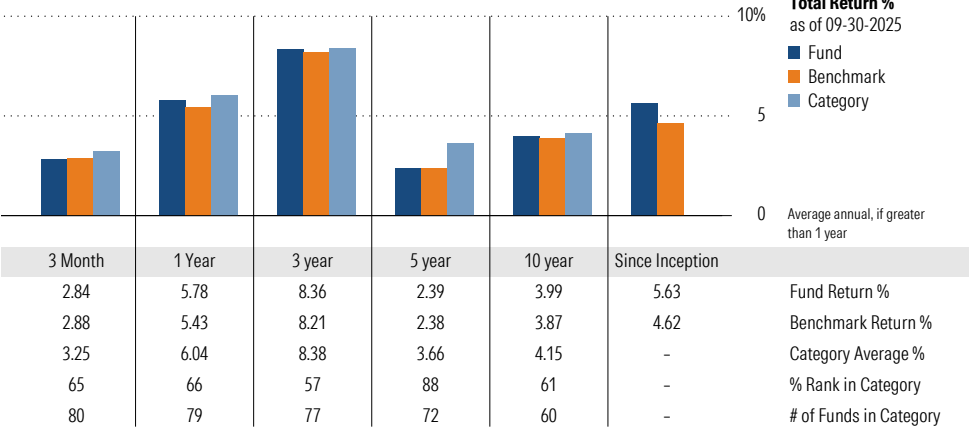
ESG Metrics

Metric	Rating	Updated
Sustainability Rating	3	08-31-2025
ESG Commitment	1-Low	07-19-2023

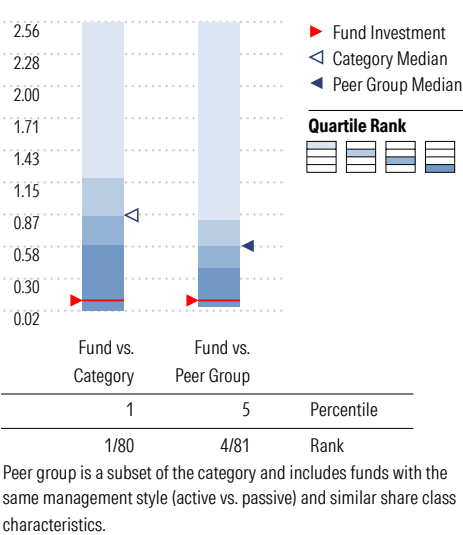
Growth of \$10,000



Trailing Performance



Net Expense



3-Year Risk Metrics

	Fund	Bmark	Cat
Alpha	0.62	-	1.45
Beta	0.94	-	0.84
R-Squared	97.50	-	92.57
Standard Deviation	6.63	6.97	6.10
Sharpe Ratio	0.51	0.46	0.56
Tracking Error	1.13	-	2.05
Information Ratio	0.14	-	0.09
Up Capture Ratio	96.92	-	92.31
Down Capture Ratio	91.00	-	79.68

Portfolio Metrics

	Fund	Bmark	Cat
Price/Earnings Ratio	21.38	20.82	22.99
Price/Book Ratio	2.85	2.59	3.18
Avg Eff Duration	6.09	-	6.54

Vanguard LifeStrategy Income Inv VASIX

Morningstar Category
Global Conservative

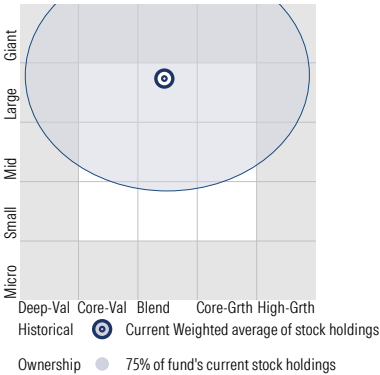
Morningstar Index

Morningstar Con Tgt Risk TR USD

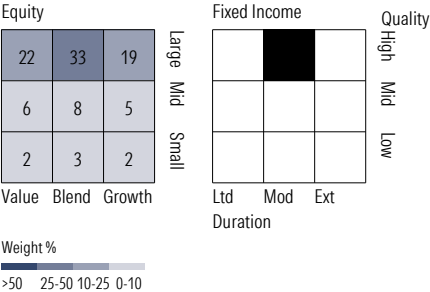
Allocation

Style Analysis as of 09-30-2025

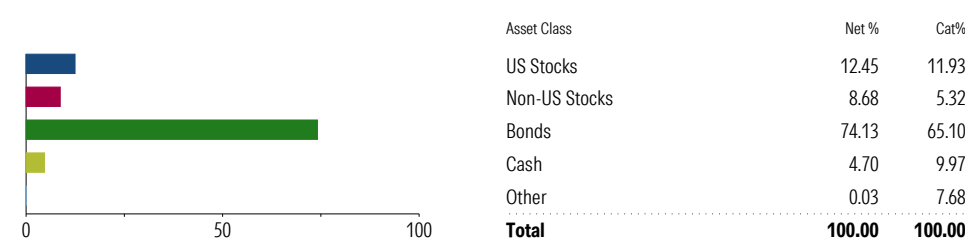
Morningstar Style Box™



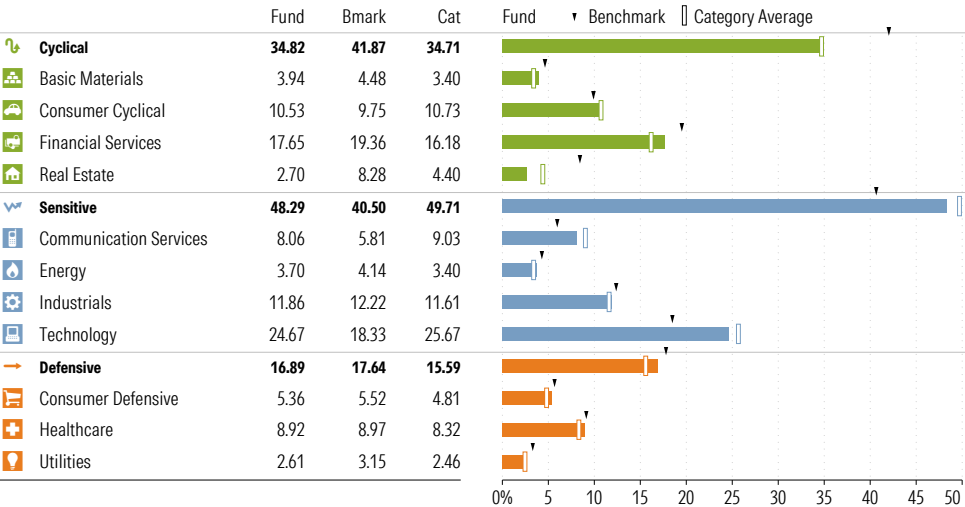
Style Breakdown



Asset Allocation as of 09-30-2025



Sector Weighting as of 09-30-2025



Top 6 Holdings as of 09-30-2025

Name	Maturity Date	% Net Asset	Cumulative %	YTD Return %	Morningstar Sector
⊕ Vanguard Total Bond Market II Idx Inv	-	54.85	54.85	-	-
⊕ Vanguard Total Intl Bd II Idx Investor	-	23.09	77.93	-	-
⊖ Vanguard Total Stock Mkt Idx Inv	-	12.49	90.42	-	-
⊖ Vanguard Total Intl Stock Index Inv	-	8.89	99.31	-	-
⊕ Mktliq 12/31/2049	-	0.67	99.98	-	-
⊕ Us Dollar	-	0.02	100.00	-	-

Total Holdings 6

⊕ Increase ⊖ Decrease ✱ New to Portfolio

Vanguard LifeStrategy Mod Gr Inv Shrs VSMGX

Morningstar Category: Global Moderate Allocation
Morningstar Index: Morningstar Mod Tgt Risk TR USD

Portfolio Manager(s)

Walter Nejman since 02-2022
Aur lie Denis since 02-2023
Michael Roach since 02-2023
Roger Aliaga-Diaz since 02-2023

Quantitative Screens

- Performance: The fund has finished in the Global Moderate Allocation category's top three quartiles in 10 of the 10 years it's been in existence.
- Management: The fund's management has been in place for 3.6 years.
- Style: The fund has landed in its primary style box — Large Blend — 100 % of the time over the past three years.
- Net Expense: The fund's expense ratio of 0.13 is 87.25% lower than the Global Moderate Allocation category average.

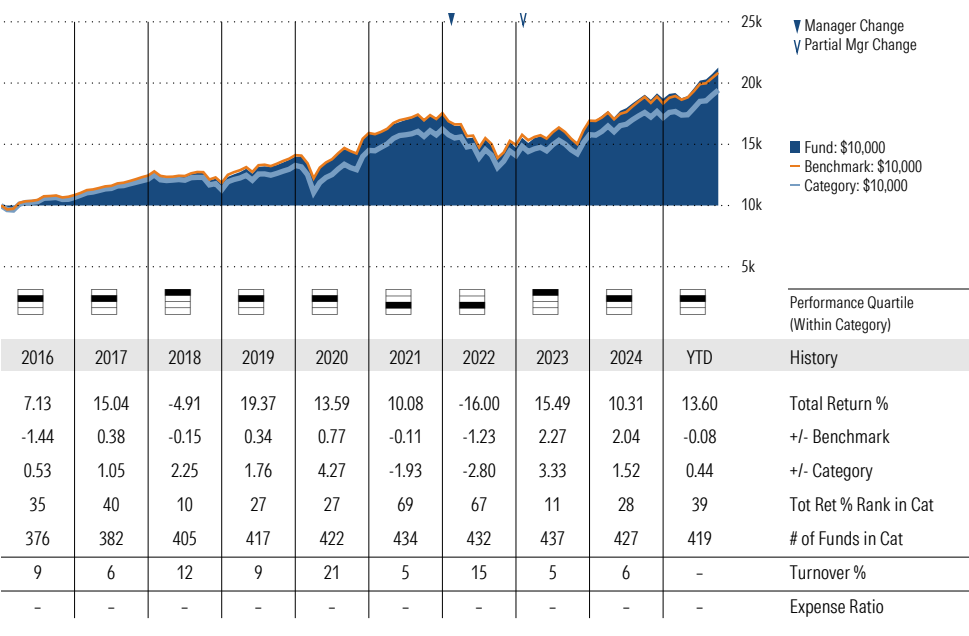
Morningstar Investment Management LLC Analysis

This fund passes all of Morningstar Investment Management's quantitative screens. Morningstar Investment Management has also assessed the fund from a qualitative perspective and, as a fiduciary, is comfortable recommending the fund's use in retirement plans.

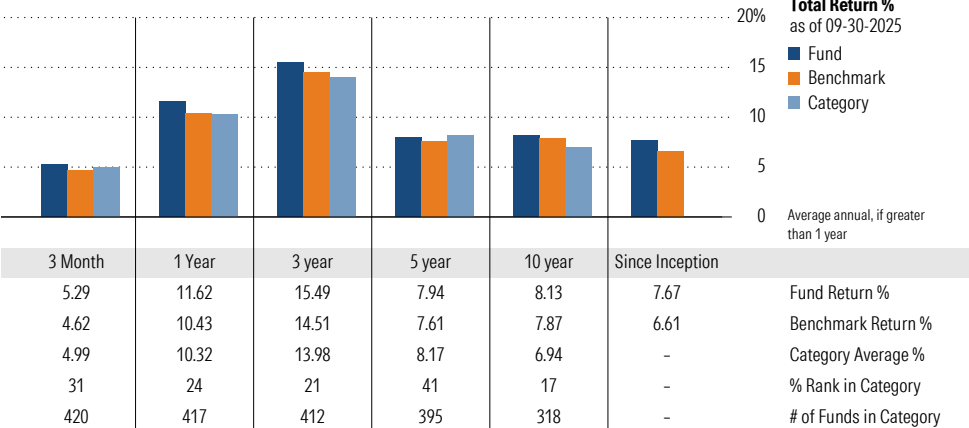
ESG Metrics

Metric	Rating	Updated
Sustainability Rating	3	08-31-2025
ESG Commitment	1-Low	07-19-2023
Carbon Risk Score	Low Risk	12-31-2022

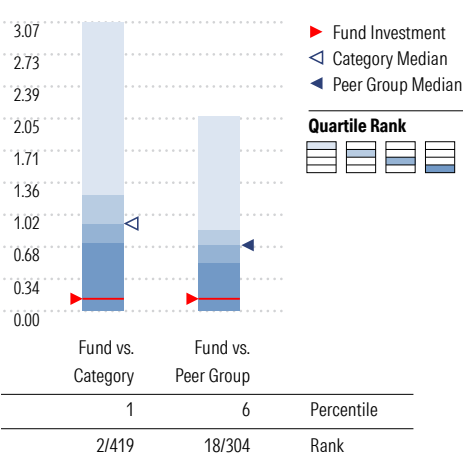
Growth of \$10,000



Trailing Performance



Net Expense



Peer group is a subset of the category and includes funds with the same management style (active vs. passive) and similar share class characteristics.

3-Year Risk Metrics

	Fund	Bmark	Cat
Alpha	1.27	-	0.11
Beta	0.97	-	0.95
R-Squared	97.73	-	90.64
Standard Deviation	9.54	9.73	9.72
Sharpe Ratio	1.05	0.94	0.89
Tracking Error	1.47	-	2.85
Information Ratio	0.67	-	-0.22
Up Capture Ratio	101.81	-	96.05
Down Capture Ratio	94.80	-	96.72

Portfolio Metrics

	Fund	Bmark	Cat
Price/Earnings Ratio	21.48	20.75	21.91
Price/Book Ratio	2.87	2.63	2.94
Avg Eff Duration	6.09	-	4.94

Vanguard LifeStrategy Mod Gr Inv Shrs VSMGX

Morningstar Category

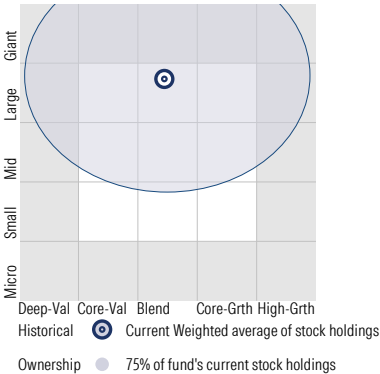
Global Moderate Allocation

Morningstar Index

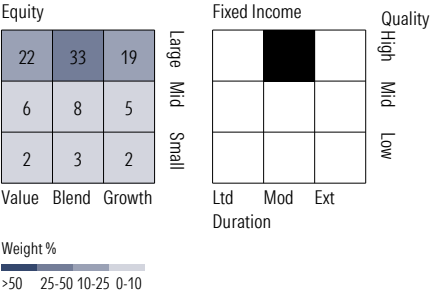
Morningstar Mod Tgt Risk TR USD

Style Analysis as of 09-30-2025

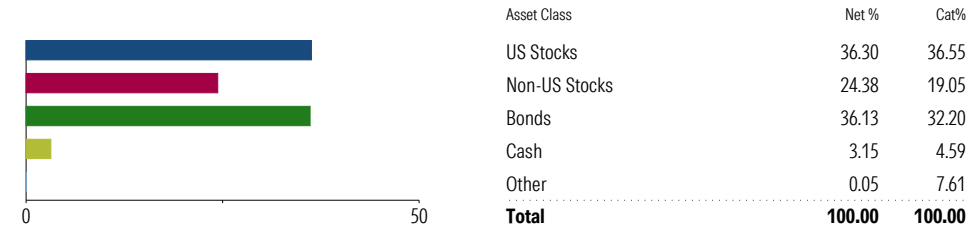
Morningstar Style Box™



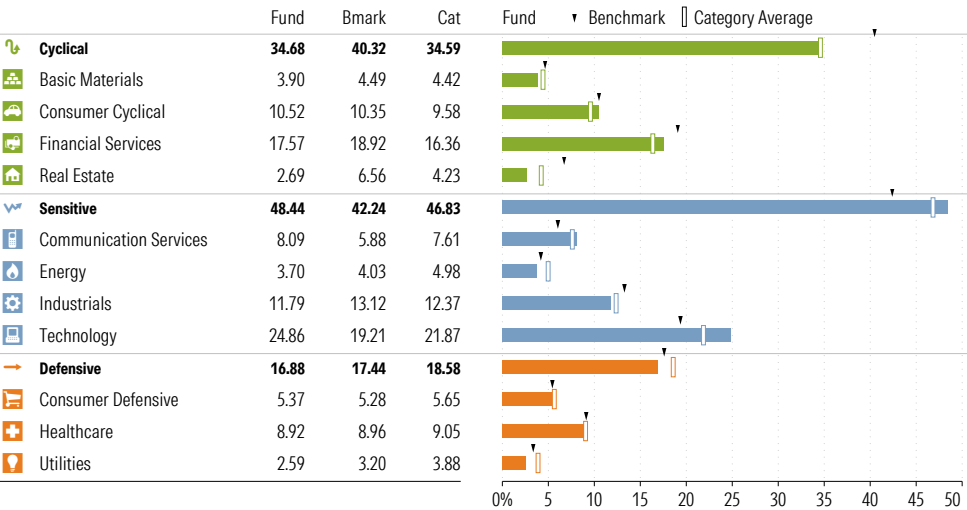
Style Breakdown



Asset Allocation as of 09-30-2025



Sector Weighting as of 09-30-2025



Top 6 Holdings as of 09-30-2025

Name	Maturity Date	% Net Asset	Cumulative %	YTD Return %	Morningstar Sector
⊖ Vanguard Total Stock Mkt Idx Inv	-	36.42	36.42	-	-
⊕ Vanguard Total Bond Market II Idx Inv	-	26.86	63.28	-	-
⊕ Vanguard Total Intl Stock Index Inv	-	24.96	88.24	-	-
⊕ Vanguard Total Intl Bd II Idx Investor	-	11.12	99.35	-	-
⊕ Mktliq 12/31/2049	-	0.66	100.01	-	-
⊕ Us Dollar	-	0.01	100.02	-	-

Total Holdings 6

⊕ Increase ⊖ Decrease ✱ New to Portfolio

Vanguard Mid Cap Index Admiral VIMAX

Morningstar Category
Mid-Cap Blend

Morningstar Index
Russell Mid Cap TR USD

Portfolio Manager(s)

Aaron Choi since 08-2023
Kenny Narzikul since 02-2025

Quantitative Screens

- ✔ Performance: The fund has finished in the Mid-Cap Blend category's top three quartiles in 9 of the 10 years it's been in existence.
- ✗ Management: The fund's management team has been in place for less than three years.
- ✔ Style: The fund has landed in its primary style box — Mid-Cap Blend — 100 % of the time over the past three years.
- ✔ Net Expense: The fund's expense ratio of 0.05 is 93.75% lower than the Mid-Cap Blend category average.

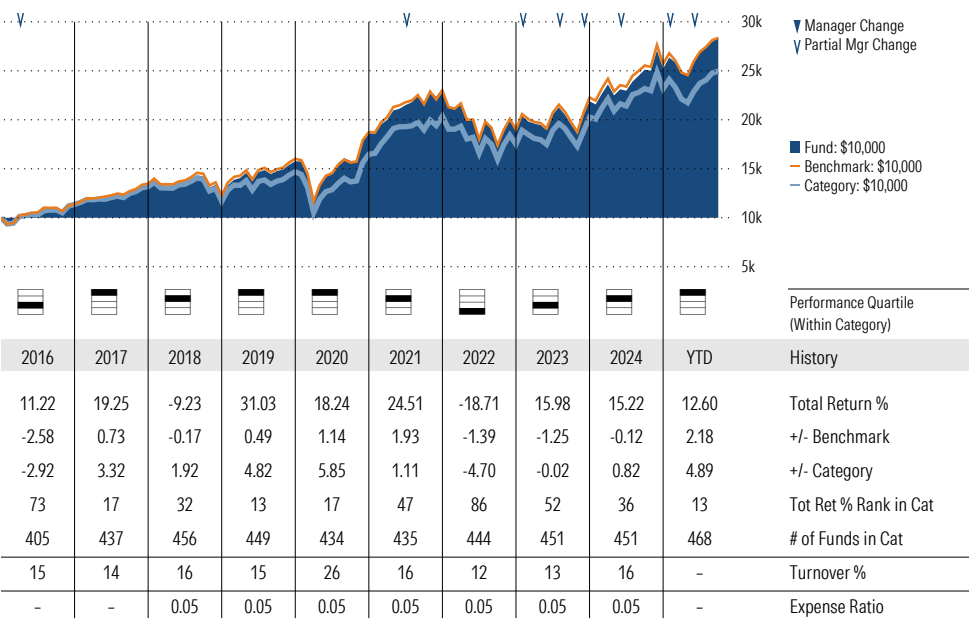
Morningstar Investment Management LLC Analysis

This fund fails the manager tenure screen due to the retirement of a long-serving manager. Since this is a team-managed index fund, we are not concerned about the change.

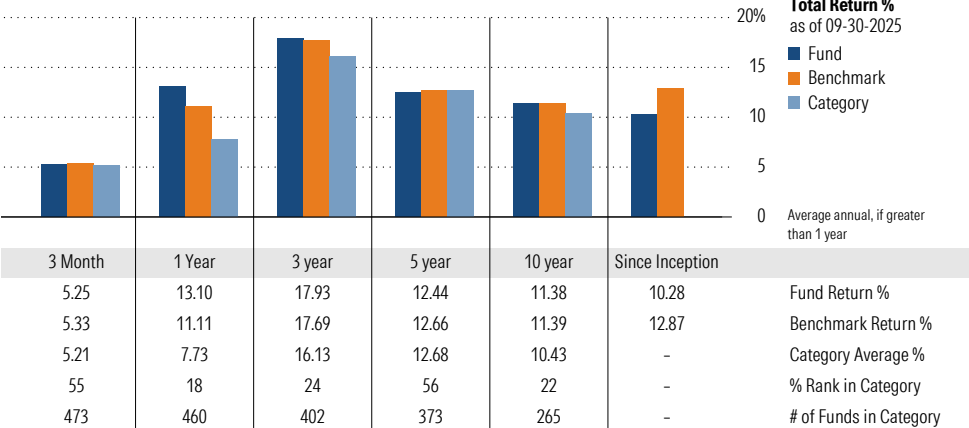
ESG Metrics

Metric	Rating	Updated
Sustainability Rating	4	08-31-2025
Carbon Risk Score	Medium Risk	12-31-2022
ESG Commitment	1-Low	02-15-2022

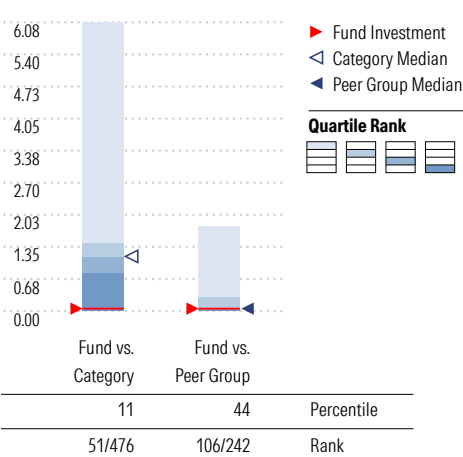
Growth of \$10,000



Trailing Performance



Net Expense



Peer group is a subset of the category and includes funds with the same management style (active vs. passive) and similar share class characteristics.

3-Year Risk Metrics

	Fund	Bmark	Cat
Alpha	0.91	-	-1.41
Beta	0.95	-	0.99
R-Squared	99.40	-	92.88
Standard Deviation	16.02	16.74	17.29
Sharpe Ratio	0.81	0.77	0.65
Tracking Error	1.46	-	4.59
Information Ratio	0.17	-	-0.56
Up Capture Ratio	97.38	-	97.27
Down Capture Ratio	93.85	-	104.00

Portfolio Metrics

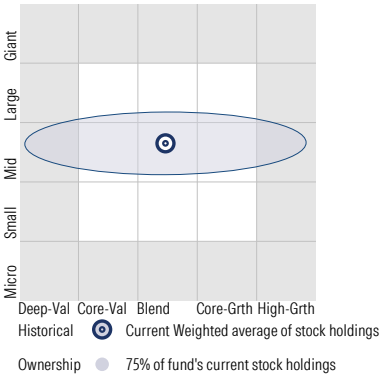
	Fund	Bmark	Cat
Price/Earnings Ratio	23.66	22.49	22.60
Price/Book Ratio	3.19	2.90	3.19
Geom Avg Mkt Cap \$B	41.12	23.77	16.47
ROE	20.06	17.82	20.59

Vanguard Mid Cap Index Admiral VIMAX


Morningstar Category
Mid-Cap Blend

Morningstar Index
Russell Mid Cap TR USD

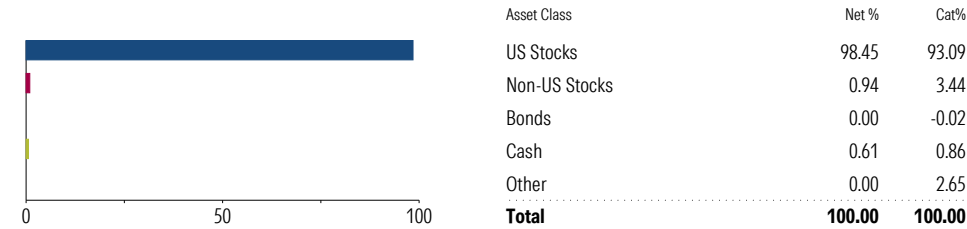
Style Analysis as of 09-30-2025
Morningstar Style Box™



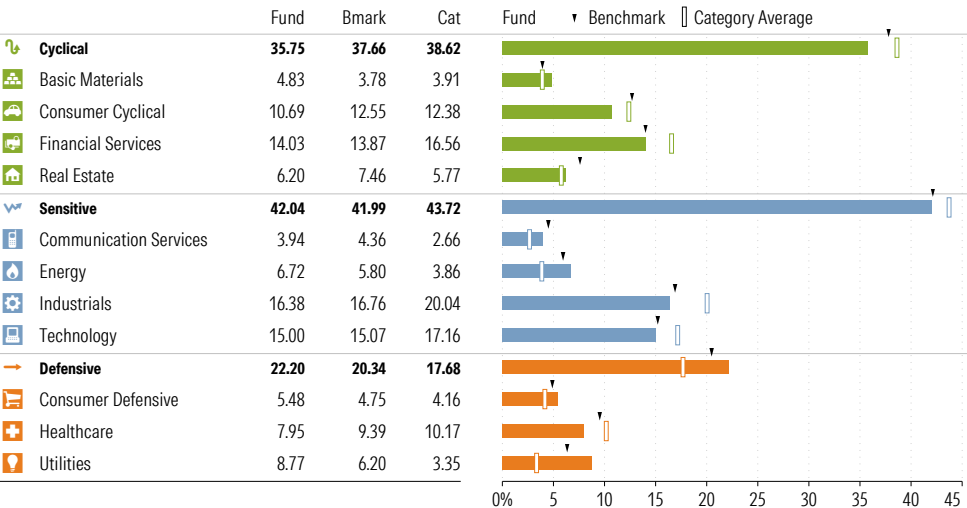
Style Breakdown



Asset Allocation as of 09-30-2025



Sector Weighting as of 09-30-2025



Top 15 Holdings as of 09-30-2025

Name	% Net Asset	Cumulative %	YTD Return %	Morningstar Sector
⊕ Robinhood Markets Inc Class A	1.21	1.21	-	Financial Services
⊖ Constellation Energy Corp	1.13	2.34	-	Utilities
⊖ Newmont Corp	1.01	3.35	128.53	Basic Materials
⊖ DoorDash Inc Ordinary Shares - Class A	1.01	4.36	62.14	Consumer Cyclical
⊕ Roblox Corp Ordinary Shares - Class A	0.93	5.29	139.41	Communication Svc
⊖ CRH PLC	0.88	6.17	30.79	Basic Materials
⊖ Arthur J. Gallagher & Co	0.87	7.04	9.81	Financial Services
⊖ Howmet Aerospace Inc	0.87	7.91	79.71	Industrials
⊖ Royal Caribbean Group	0.87	8.78	41.35	Consumer Cyclical
⊖ Motorola Solutions Inc	0.83	9.61	-0.36	Technology
⊖ TransDigm Group Inc	0.81	10.42	11.11	Industrials
⊕ Coinbase Global Inc Ordinary Shares - Class A	0.73	11.15	35.92	Financial Services
⊖ Vistra Corp	0.73	11.88	42.59	Utilities
⊖ TE Connectivity PLC Registered Shares	0.71	12.59	55.00	Technology
⊕ Cloudflare Inc	0.70	13.28	99.28	Technology

Total Holdings 293

⊕ Increase ⊖ Decrease ✨ New to Portfolio

Vanguard Small Cap Index Admiral Shares VSMAX

Morningstar Category
Small Blend

Morningstar Index
Russell 2000 TR USD

Portfolio Manager(s)

Gerard O'Reilly since 04-2016
Kenny Narzikul since 02-2023
Aaron Choi since 02-2025

Quantitative Screens

- Performance: The fund has finished in the Small Blend category's top three quartiles in 9 of the 10 years it's been in existence.
- Management: The fund's management has been in place for 9.43 years.
- Style: The fund has landed in its primary style box — Small Blend — 100 % of the time over the past three years.
- Net Expense: The fund's expense ratio of 0.05 is 94.74% lower than the Small Blend category average.

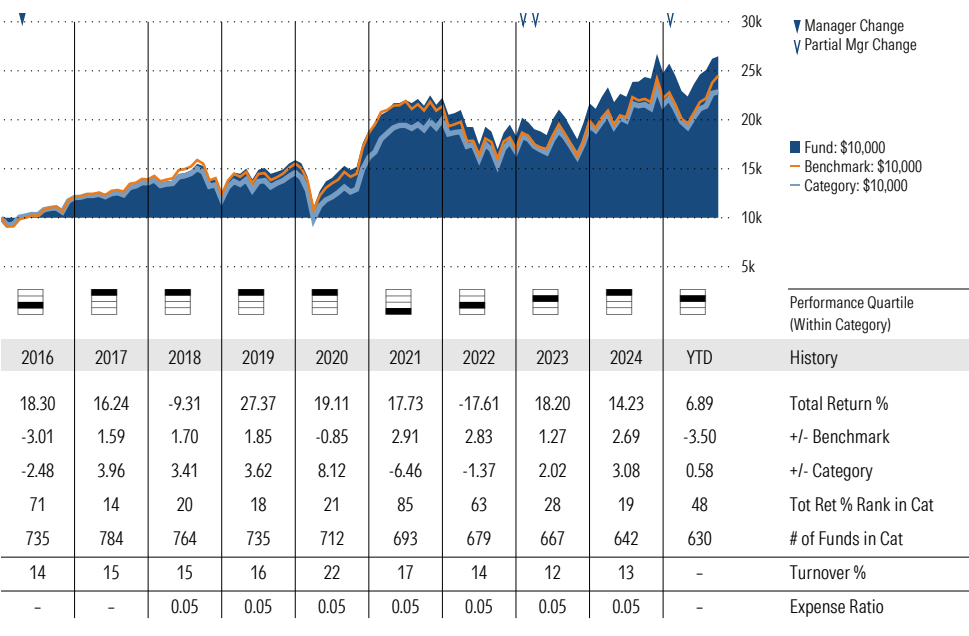
Morningstar Investment Management LLC Analysis

This fund passes all of Morningstar Investment Management's quantitative screens. Morningstar Investment Management has also assessed the fund from a qualitative perspective and, as a fiduciary, is comfortable recommending the fund's use in retirement plans.

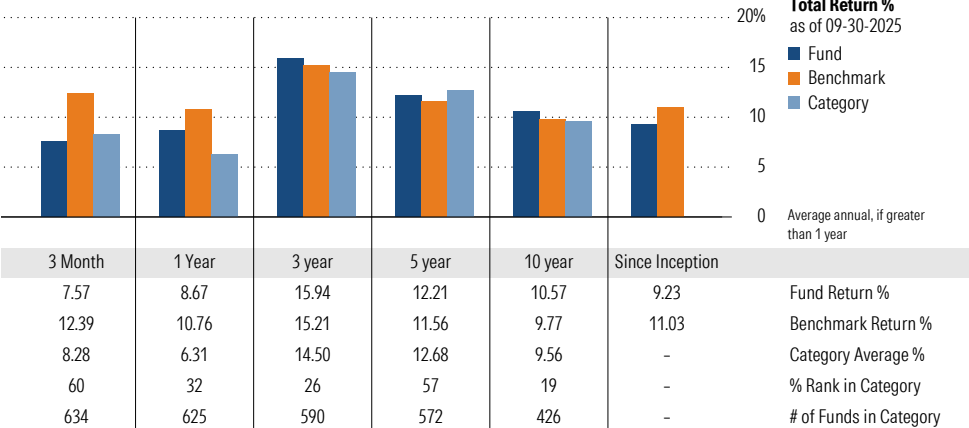
ESG Metrics

Metric	Rating	Updated
Sustainability Rating	4	08-31-2025
Carbon Risk Score	Medium Risk	12-31-2022
ESG Commitment	1-Low	02-15-2022

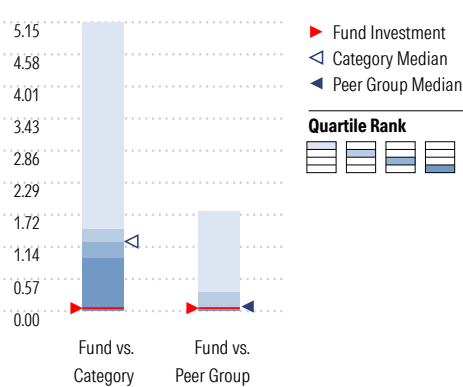
Growth of \$10,000



Trailing Performance



Net Expense



Peer group is a subset of the category and includes funds with the same management style (active vs. passive) and similar share class characteristics.

3-Year Risk Metrics

	Fund	Bmark	Cat
Alpha	2.06	-	0.59
Beta	0.89	-	0.90
R-Squared	96.52	-	93.71
Standard Deviation	19.18	21.18	19.72
Sharpe Ratio	0.61	0.54	0.53
Tracking Error	4.28	-	5.07
Information Ratio	0.17	-	-0.29
Up Capture Ratio	93.50	-	91.44
Down Capture Ratio	87.66	-	90.05

Portfolio Metrics

	Fund	Bmark	Cat
Price/Earnings Ratio	20.54	18.35	19.20
Price/Book Ratio	2.44	2.02	2.36
Geom Avg Mkt Cap \$B	8.52	2.99	5.97
ROE	11.55	4.01	13.64

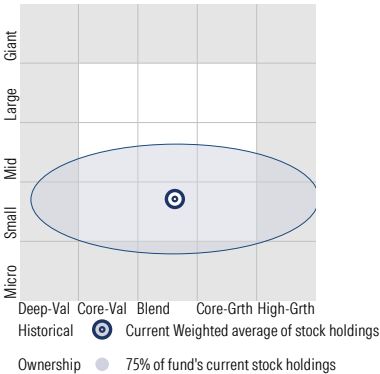
Vanguard Small Cap Index Admiral Shares VSMAX

Morningstar Category
Small Blend

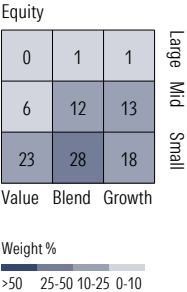
Morningstar Index
Russell 2000 TR USD

Style Analysis as of 09-30-2025

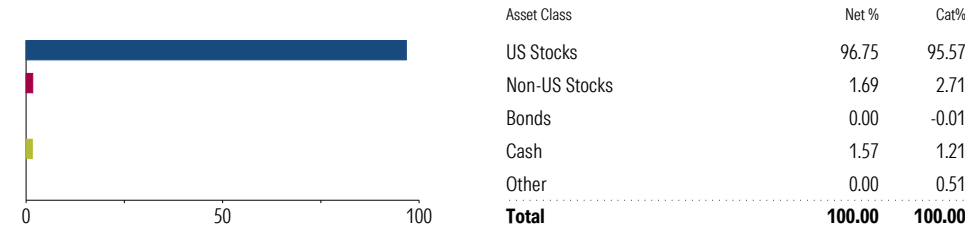
Morningstar Style Box™



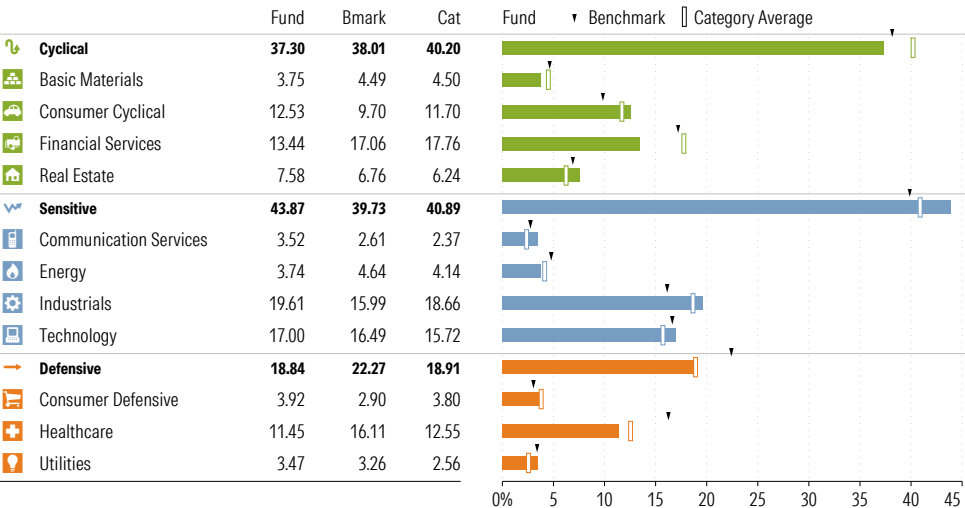
Style Breakdown



Asset Allocation as of 09-30-2025



Sector Weighting as of 09-30-2025



Top 15 Holdings as of 09-30-2025

Name	% Net Asset	Cumulative %	YTD Return %	Morningstar Sector
⊕ Slcmt1142	1.17	1.17	-	-
⊖ NRG Energy Inc	0.45	1.62	80.97	Utilities
⊕ Insmed Inc	0.44	2.06	108.59	Healthcare
⊖ SoFi Technologies Inc Ordinary Shares	0.43	2.49	71.56	Financial Services
⊖ Comfort Systems USA Inc	0.42	2.91	94.91	Industrials
⊖ EMCOR Group Inc	0.42	3.33	43.27	Industrials
⊖ Atmos Energy Corp	0.39	3.72	24.48	Utilities
⊖ Astera Labs Inc	0.37	4.10	47.83	Technology
⊖ Pure Storage Inc Class A	0.37	4.47	36.43	Technology
⊖ PTC Inc	0.35	4.82	10.41	Technology
⊖ Williams-Sonoma Inc	0.35	5.17	6.57	Consumer Cyclical
⊖ Expand Energy Corp Ordinary Shares - New	0.35	5.52	9.35	Energy
⊖ Tapestry Inc	0.34	5.85	74.99	Consumer Cyclical
⊖ Smurfit WestRock PLC	0.32	6.17	-18.56	Consumer Cyclical
⊖ Liberty Media Corp Registered Shs Series -C- Formula One	0.32	6.49	12.72	Communication Svc

Total Holdings 1334

⊕ Increase ⊖ Decrease ✨ New to Portfolio

Vanguard Target Retirement 2020 Fund VTWNX

Morningstar Category Target-Date 2020
Morningstar Index Morningstar Lifetime Mod 2020 TR USD

Portfolio Manager(s)

Walter Nejman since 02-2013
Aur lie Denis since 02-2023
Michael Roach since 02-2023
Roger Aliaga-Diaz since 02-2023

Quantitative Screens

- Performance: The fund has finished in the Target-Date 2020 category's top three quartiles in 10 of the 10 years it's been in existence.
- Management: The fund's management has been in place for 12.61 years.
- Style: The fund has landed in its primary style box — Large Blend — 100 % of the time over the past three years.
- Net Expense: The fund's expense ratio of 0.08 is 83.67% lower than the Target-Date 2020 category average.

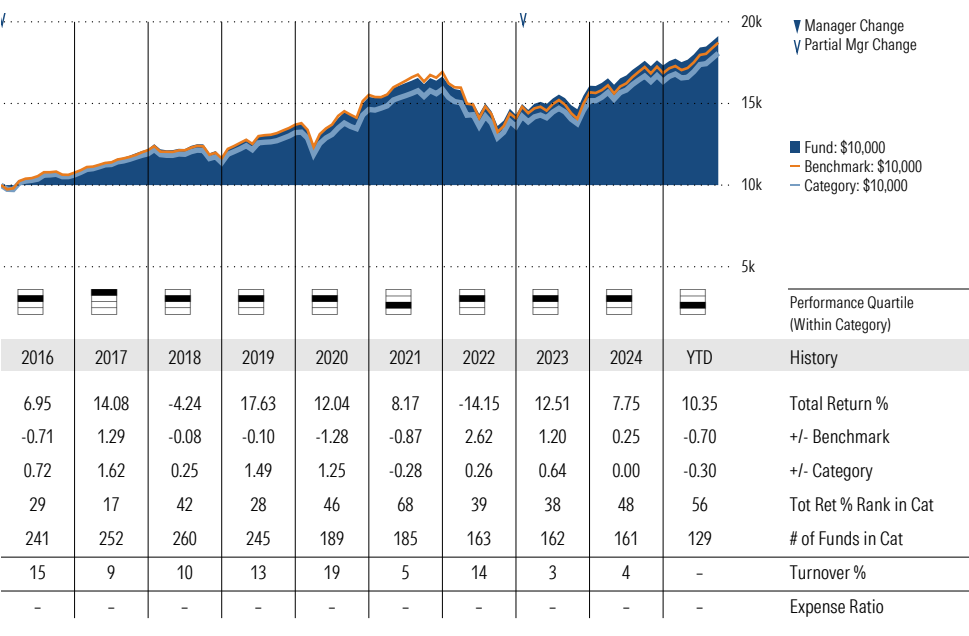
Morningstar Investment Management LLC Analysis

This fund passes all of Morningstar Investment Management's quantitative screens. Morningstar Investment Management has also assessed the fund from a qualitative perspective and, as a fiduciary, is comfortable recommending the fund's use in retirement plans.

ESG Metrics

Metric	Rating	Updated
Sustainability Rating	4	08-31-2025
ESG Commitment	1-Low	02-15-2022

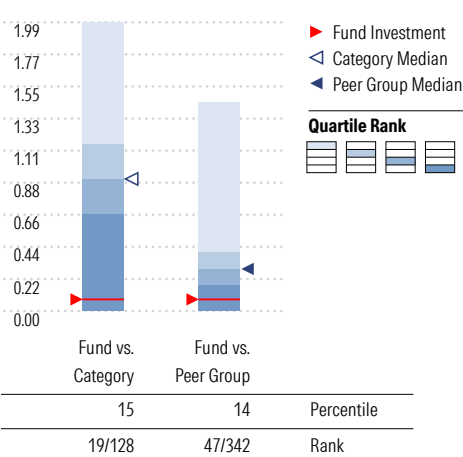
Growth of \$10,000



Trailing Performance



Net Expense



Peer group is a subset of the category and includes funds with the same management style (active vs. passive) and similar share class characteristics.

3-Year Risk Metrics

	Fund	Bmark	Cat
Alpha	1.36	-	0.76
Beta	0.86	-	0.92
R-Squared	98.87	-	98.18
Standard Deviation	7.54	8.71	8.06
Sharpe Ratio	0.89	0.81	0.84
Tracking Error	1.45	-	1.41
Information Ratio	-0.16	-	-0.08
Up Capture Ratio	91.15	-	94.65
Down Capture Ratio	81.22	-	89.38

Portfolio Metrics

	Fund	Bmark	Cat
Price/Earnings Ratio	21.46	22.67	22.17
Price/Book Ratio	2.87	3.11	3.18
Avg Eff Duration	5.31	-	4.83

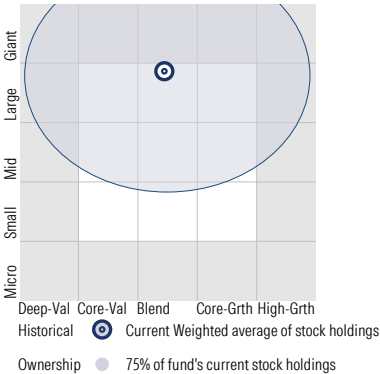
Vanguard Target Retirement 2020 Fund VTWNX

Morningstar Category
Target-Date 2020

Morningstar Index
Morningstar Lifetime Mod 2020 TR USD

Style Analysis as of 09-30-2025

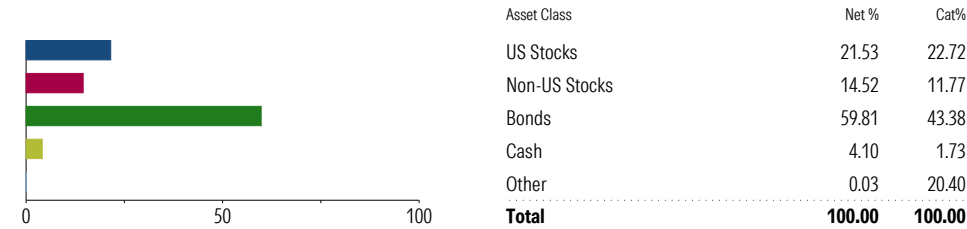
Morningstar Style Box™



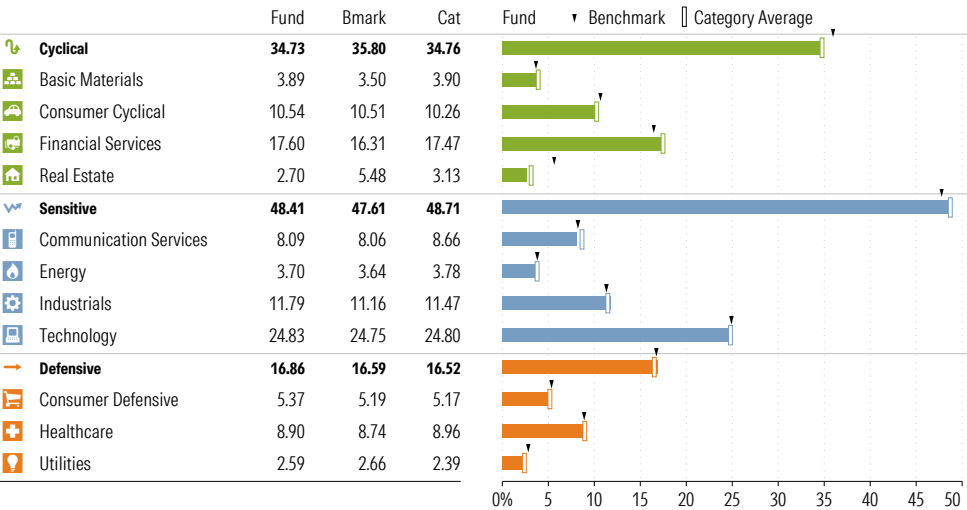
Style Breakdown



Asset Allocation as of 09-30-2025



Sector Weighting as of 09-30-2025



Top 7 Holdings as of 09-30-2025

Name	Maturity Date	% Net Asset	Cumulative %	YTD Return %	Morningstar Sector
⊖ Vanguard Total Bond Market II Idx Inv	-	34.36	34.36	-	-
⊖ Vanguard Total Stock Mkt Idx Instl Pls	-	21.60	55.95	-	-
⊖ Vanguard Total Intl Stock Index Inv	-	14.87	70.82	-	-
⊕ Vanguard Total Intl Bd II Idx Instl	-	14.49	85.31	-	-
⊕ Vanguard Shrt-Term Infl-Prot Sec Idx Adm	-	13.95	99.27	-	-
⊕ Mktliq 12/31/2049	-	0.69	99.95	-	-
⊕ Us Dollar	-	0.05	100.00	-	-

Total Holdings 7

⊕ Increase ⊖ Decrease ✱ New to Portfolio

Vanguard Target Retirement 2025 Fund VTTVX

Morningstar Category Target-Date 2025
Morningstar Index Morningstar Lifetime Mod 2025 TR USD

Portfolio Manager(s)

Walter Nejman since 02-2013
Aur lie Denis since 02-2023
Michael Roach since 02-2023
Roger Aliaga-Diaz since 02-2023

Quantitative Screens

- Performance: The fund has finished in the Target-Date 2025 category's top three quartiles in 10 of the 10 years it's been in existence.
- Management: The fund's management has been in place for 12.61 years.
- Style: The fund has landed in its primary style box — Large Blend — 100 % of the time over the past three years.
- Net Expense: The fund's expense ratio of 0.08 is 85.19% lower than the Target-Date 2025 category average.

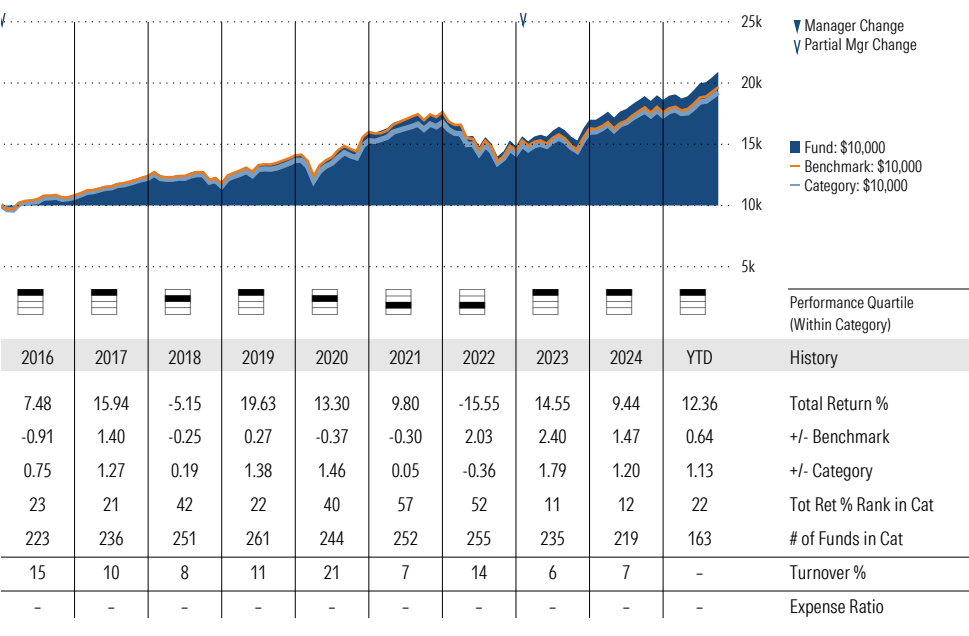
Morningstar Investment Management LLC Analysis

This fund passes all of Morningstar Investment Management's quantitative screens. Morningstar Investment Management has also assessed the fund from a qualitative perspective and, as a fiduciary, is comfortable recommending the fund's use in retirement plans.

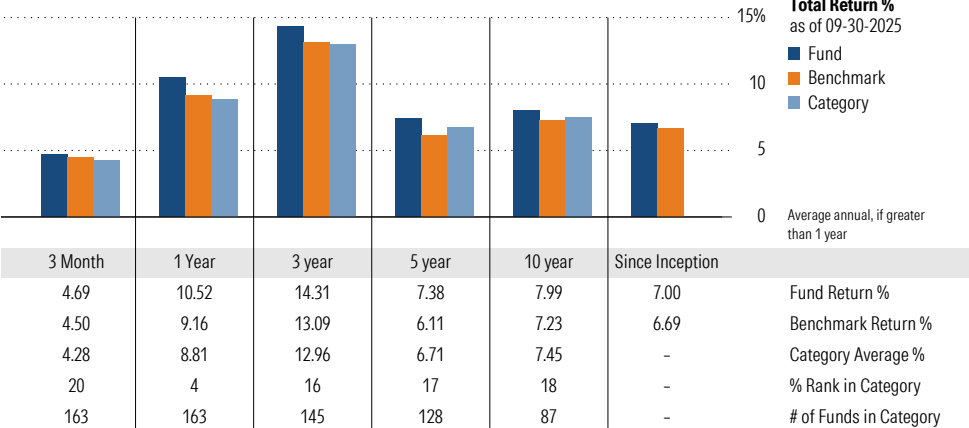
ESG Metrics

Metric	Rating	Updated
Sustainability Rating	3	08-31-2025
Carbon Risk Score	Low Risk	12-31-2022
ESG Commitment	1-Low	02-15-2022

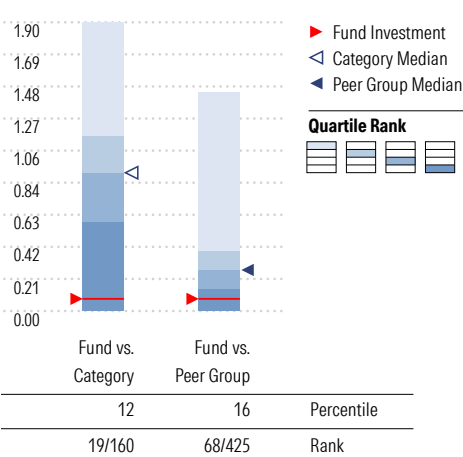
Growth of \$10,000



Trailing Performance



Net Expense



Peer group is a subset of the category and includes funds with the same management style (active vs. passive) and similar share class characteristics.

3-Year Risk Metrics

	Fund	Bmark	Cat
Alpha	1.95	-	1.03
Beta	0.93	-	0.90
R-Squared	98.69	-	97.99
Standard Deviation	8.82	9.44	8.59
Sharpe Ratio	1.01	0.83	0.89
Tracking Error	1.22	-	1.63
Information Ratio	1.00	-	0.03
Up Capture Ratio	99.82	-	93.76
Down Capture Ratio	87.32	-	87.13

Portfolio Metrics

	Fund	Bmark	Cat
Price/Earnings Ratio	21.49	22.49	21.20
Price/Book Ratio	2.87	3.07	3.16
Avg Eff Duration	5.54	-	4.64

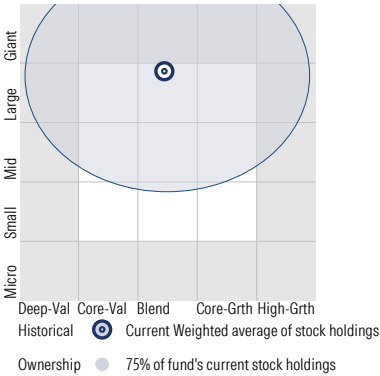
Vanguard Target Retirement 2025 Fund VTTVX

Morningstar Category
Target-Date 2025

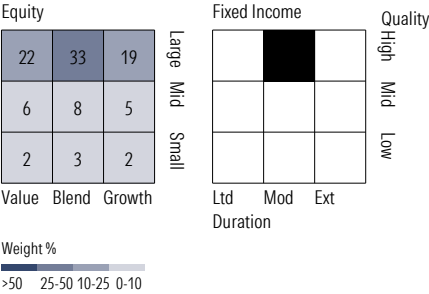
Morningstar Index
Morningstar Lifetime Mod 2025 TR USD

Style Analysis as of 09-30-2025

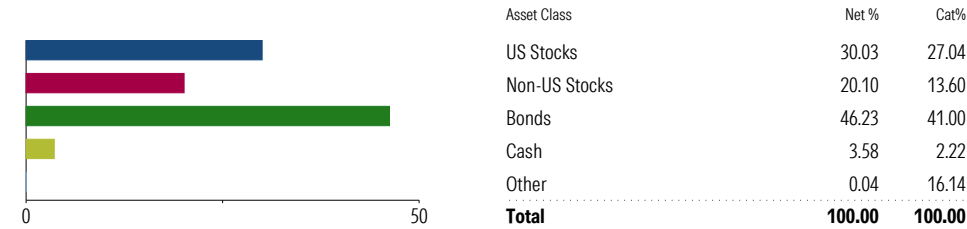
Morningstar Style Box™



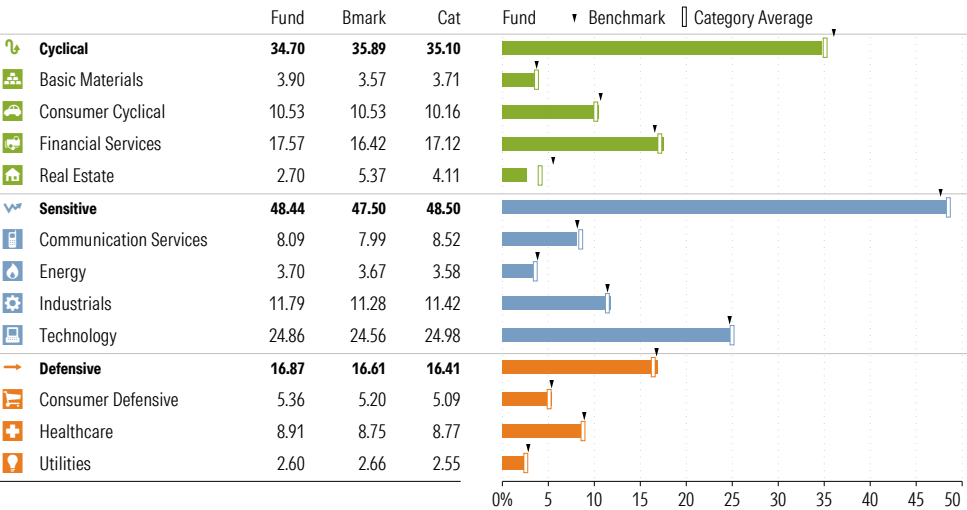
Style Breakdown



Asset Allocation as of 09-30-2025



Sector Weighting as of 09-30-2025



Top 7 Holdings as of 09-30-2025

Name	Maturity Date	% Net Asset	Cumulative %	YTD Return %	Morningstar Sector
⊖ Vanguard Total Stock Mkt Idx Instl Pls	-	30.13	30.13	-	-
⊕ Vanguard Total Bond Market II Idx Inv	-	28.75	58.88	-	-
⊖ Vanguard Total Intl Stock Index Inv	-	20.58	79.46	-	-
⊕ Vanguard Total Intl Bd II Idx Instl	-	12.12	91.58	-	-
⊕ Vanguard Shrt-Term Infl-Prot Sec Idx Adm	-	7.70	99.28	-	-
⊕ Mktliq 12/31/2049	-	0.70	99.98	-	-
⊕ Us Dollar	-	0.02	100.00	-	-

Total Holdings 7

⊕ Increase ⊖ Decrease ✱ New to Portfolio

Vanguard Target Retirement 2030 Fund VTHRX

Morningstar Category
Target-Date 2030

Morningstar Index
Morningstar Lifetime Mod 2030 TR USD

Portfolio Manager(s)

Walter Nejman since 02-2013
Aur lie Denis since 02-2023
Michael Roach since 02-2023
Roger Aliaga-Diaz since 02-2023

Quantitative Screens

- Performance: The fund has finished in the Target-Date 2030 category's top three quartiles in 10 of the 10 years it's been in existence.
- Management: The fund's management has been in place for 12.61 years.
- Style: The fund has landed in its primary style box — Large Blend — 100 % of the time over the past three years.
- Net Expense: The fund's expense ratio of 0.08 is 85.71% lower than the Target-Date 2030 category average.

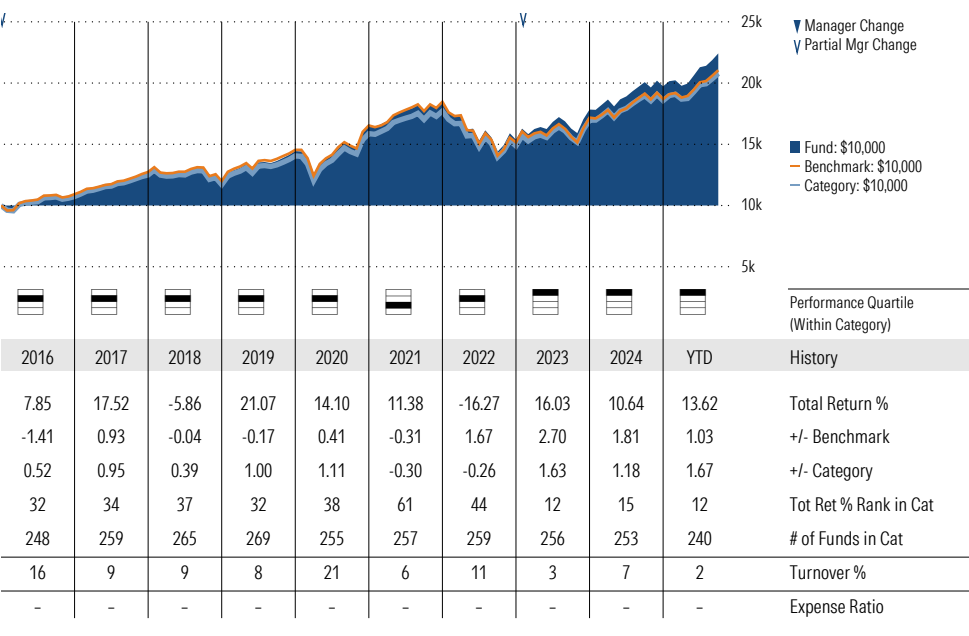
Morningstar Investment Management LLC Analysis

This fund passes all of Morningstar Investment Management's quantitative screens. Morningstar Investment Management has also assessed the fund from a qualitative perspective and, as a fiduciary, is comfortable recommending the fund's use in retirement plans.

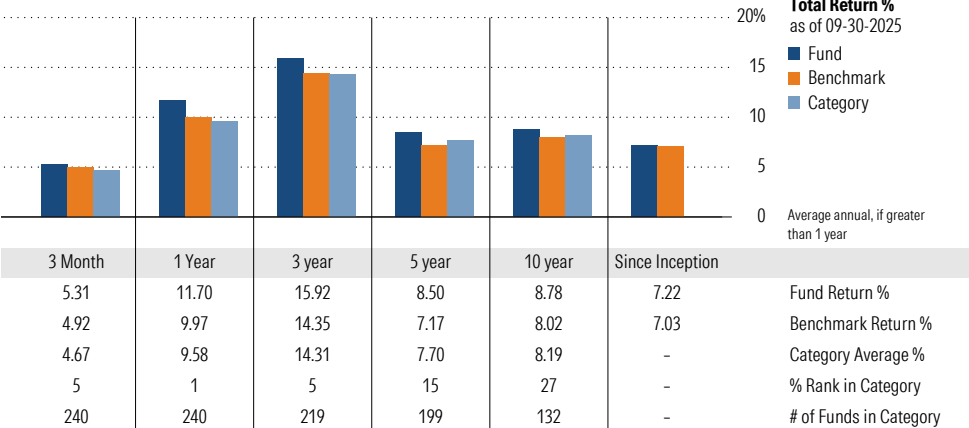
ESG Metrics

Metric	Rating	Updated
Sustainability Rating	3	08-31-2025
Carbon Risk Score	Low Risk	12-31-2022
ESG Commitment	1-Low	02-15-2022

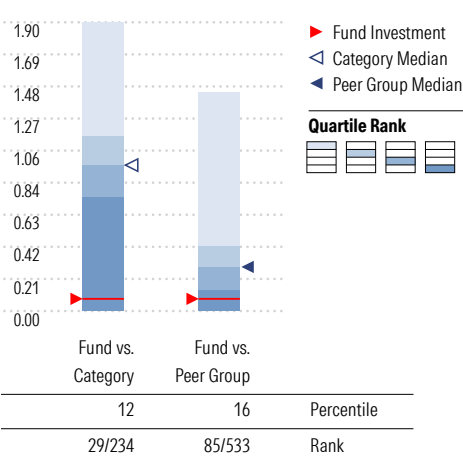
Growth of \$10,000



Trailing Performance



Net Expense



Peer group is a subset of the category and includes funds with the same management style (active vs. passive) and similar share class characteristics.

3-Year Risk Metrics

	Fund	Bmark	Cat
Alpha	2.06	-	1.04
Beta	0.95	-	0.91
R-Squared	98.58	-	97.75
Standard Deviation	9.74	10.20	9.42
Sharpe Ratio	1.07	0.89	0.94
Tracking Error	1.27	-	1.68
Information Ratio	1.24	-	0.10
Up Capture Ratio	101.78	-	94.74
Down Capture Ratio	89.71	-	88.49

Portfolio Metrics

	Fund	Bmark	Cat
Price/Earnings Ratio	21.48	22.31	22.24
Price/Book Ratio	2.87	3.03	3.32
Avg Eff Duration	6.09	-	5.27

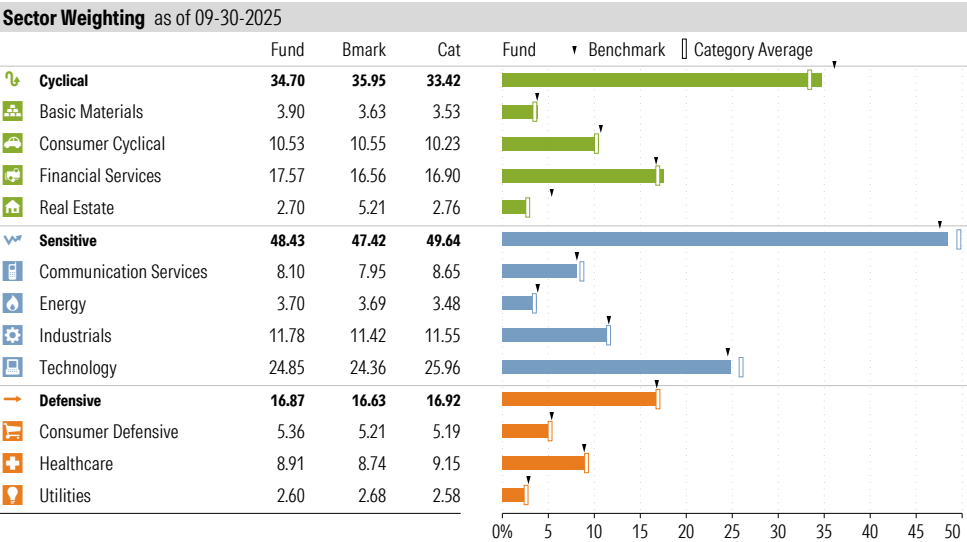
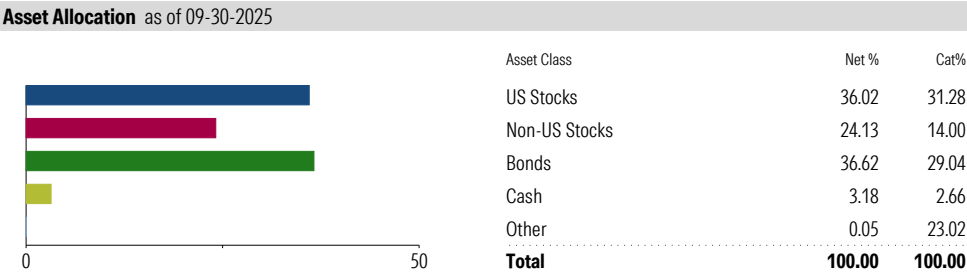
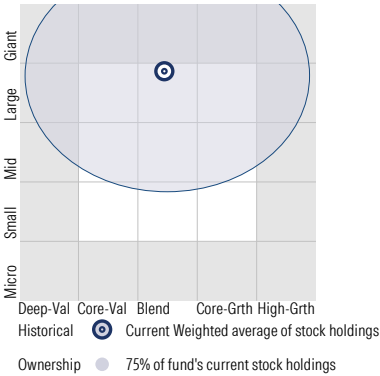
Vanguard Target Retirement 2030 Fund VTHR

Morningstar Category
Target-Date 2030

Morningstar Index
Morningstar Lifetime Mod 2030 TR USD

Style Analysis as of 09-30-2025

Morningstar Style Box™



Top 7 Holdings as of 09-30-2025

Name	Maturity Date	% Net Asset	Cumulative %	YTD Return %	Morningstar Sector
⊖ Vanguard Total Stock Mkt Idx Instl Pls	-	36.14	36.14	-	-
⊕ Vanguard Total Bond Market II Idx Inv	-	27.15	63.29	-	-
⊖ Vanguard Total Intl Stock Index Inv	-	24.71	88.00	-	-
⊕ Vanguard Total Intl Bd II Idx Instl	-	11.35	99.35	-	-
⊕ Mktliq 12/31/2049	-	0.64	99.99	-	-
⊕ Us Dollar	-	0.01	100.00	-	-
⊕ Vanguard Shrt-Term Infl-Prot Sec Idx Adm	-	0.00	100.00	-	-

Total Holdings 7

⊕ Increase ⊖ Decrease ✨ New to Portfolio

Vanguard Target Retirement 2035 Fund VTTHX

Morningstar Category Target-Date 2035
Morningstar Index Morningstar Lifetime Mod 2035 TR USD

Portfolio Manager(s)

Walter Nejman since 02-2013
Aur lie Denis since 02-2023
Michael Roach since 02-2023
Roger Aliaga-Diaz since 02-2023

Quantitative Screens

- Performance: The fund has finished in the Target-Date 2035 category's top three quartiles in 9 of the 10 years it's been in existence.
- Management: The fund's management has been in place for 12.61 years.
- Style: The fund has landed in its primary style box — Large Blend — 97.06 % of the time over the past three years.
- Net Expense: The fund's expense ratio of 0.08 is 85.71% lower than the Target-Date 2035 category average.

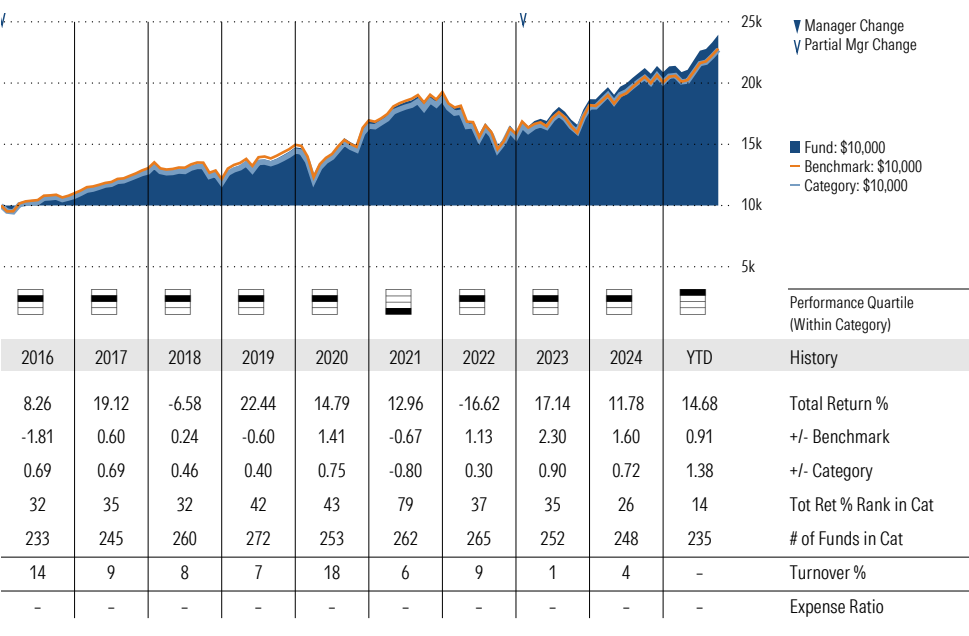
Morningstar Investment Management LLC Analysis

This fund passes all of Morningstar Investment Management's quantitative screens. Morningstar Investment Management has also assessed the fund from a qualitative perspective and, as a fiduciary, is comfortable recommending the fund's use in retirement plans.

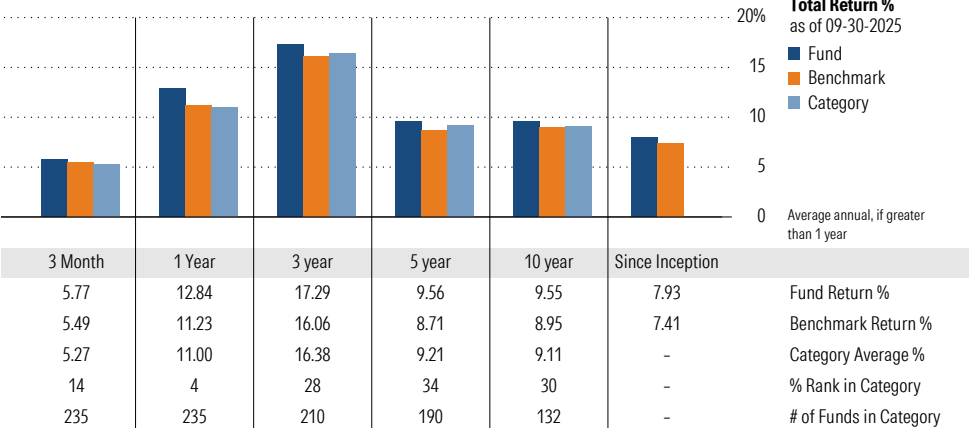
ESG Metrics

Metric	Rating	Updated
Sustainability Rating	3	08-31-2025
Carbon Risk Score	Low Risk	12-31-2022
ESG Commitment	1-Low	02-15-2022

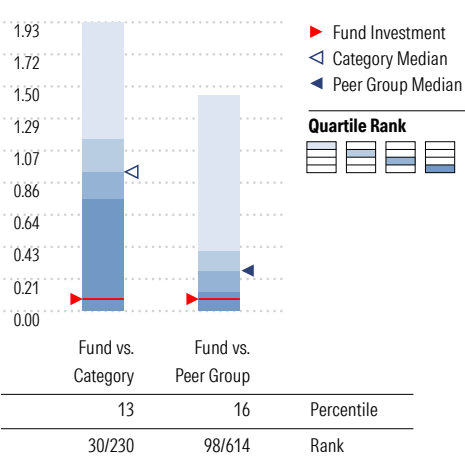
Growth of \$10,000



Trailing Performance



Net Expense



Peer group is a subset of the category and includes funds with the same management style (active vs. passive) and similar share class characteristics.

3-Year Risk Metrics

	Fund	Bmark	Cat
Alpha	1.99	-	1.10
Beta	0.94	-	0.94
R-Squared	98.65	-	97.53
Standard Deviation	10.36	10.99	10.46
Sharpe Ratio	1.12	0.97	1.03
Tracking Error	1.39	-	1.72
Information Ratio	0.89	-	0.26
Up Capture Ratio	99.69	-	97.18
Down Capture Ratio	88.68	-	90.91

Portfolio Metrics

	Fund	Bmark	Cat
Price/Earnings Ratio	21.51	22.12	22.75
Price/Book Ratio	2.88	2.99	3.26
Avg Eff Duration	6.08	-	6.04

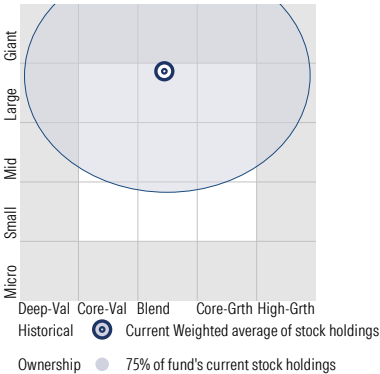
Vanguard Target Retirement 2035 Fund VTTHX

Morningstar Category
Target-Date 2035

Morningstar Index
Morningstar Lifetime Mod 2035 TR USD

Style Analysis as of 09-30-2025

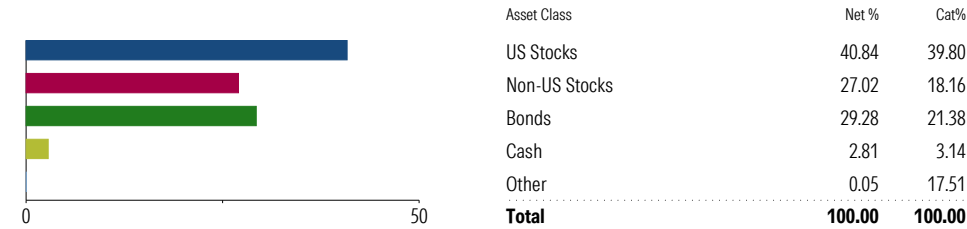
Morningstar Style Box™



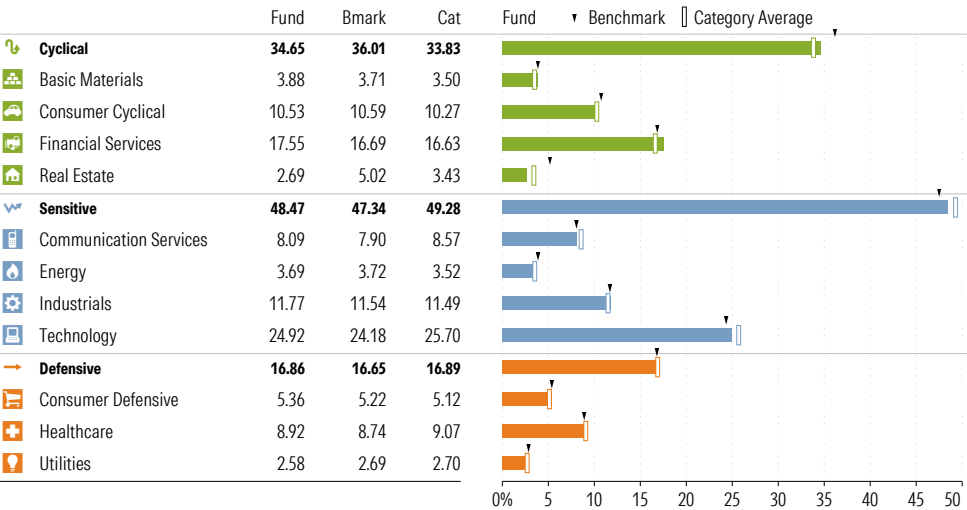
Style Breakdown



Asset Allocation as of 09-30-2025



Sector Weighting as of 09-30-2025



Top 6 Holdings as of 09-30-2025

Name	Maturity Date	% Net Asset	Cumulative %	YTD Return %	Morningstar Sector
⊖ Vanguard Total Stock Mkt Idx Instl Pls	-	40.97	40.97	-	-
⊕ Vanguard Total Intl Stock Index Inv	-	27.66	68.64	-	-
⊕ Vanguard Total Bond Market II Idx Inv	-	21.82	90.46	-	-
⊕ Vanguard Total Intl Bd II Idx Instl	-	8.97	99.43	-	-
⊖ Mktliq 12/31/2049	-	0.56	99.99	-	-
⊕ Us Dollar	-	0.01	100.00	-	-

Total Holdings 6

⊕ Increase ⊖ Decrease ✱ New to Portfolio

Vanguard Target Retirement 2040 Fund VFORX

Morningstar Category
Target-Date 2040

Morningstar Index
Morningstar Lifetime Mod 2040 TR USD

Portfolio Manager(s)

Walter Nejman since 02-2013
Roger Aliaga-Diaz since 02-2023
Aur lie Denis since 02-2023
Michael Roach since 02-2023

Quantitative Screens

- Performance: The fund has finished in the Target-Date 2040 category's top three quartiles in 9 of the 10 years it's been in existence.
- Management: The fund's management has been in place for 12.61 years.
- Style: The fund has landed in its primary style box — Large Blend — 97.06 % of the time over the past three years.
- Net Expense: The fund's expense ratio of 0.08 is 85.96% lower than the Target-Date 2040 category average.

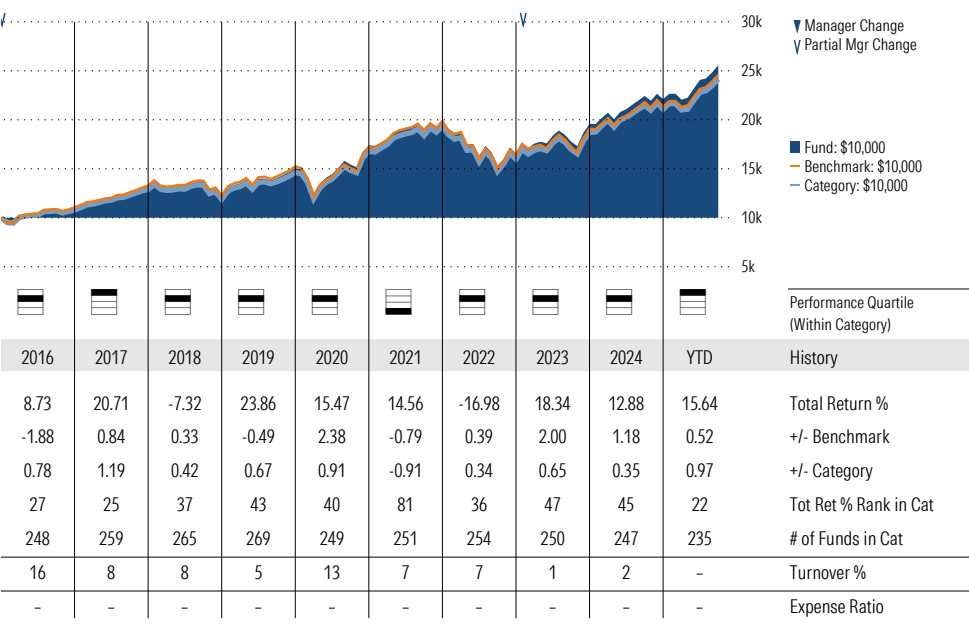
Morningstar Investment Management LLC Analysis

This fund passes all of Morningstar Investment Management's quantitative screens. Morningstar Investment Management has also assessed the fund from a qualitative perspective and, as a fiduciary, is comfortable recommending the fund's use in retirement plans.

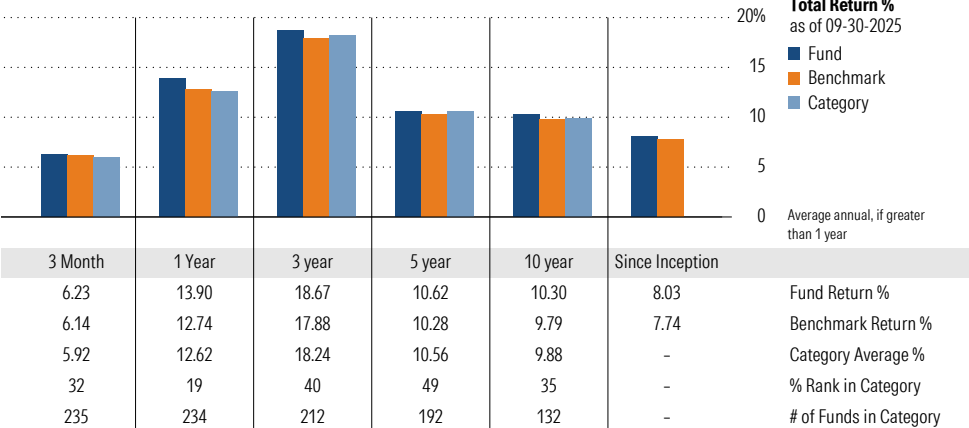
ESG Metrics

Metric	Rating	Updated
Sustainability Rating	3	08-31-2025
Carbon Risk Score	Low Risk	12-31-2022
ESG Commitment	1-Low	02-15-2022

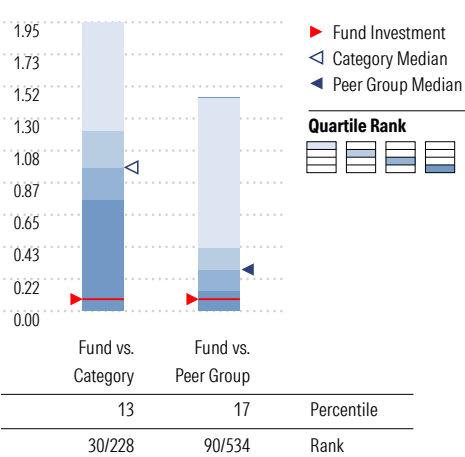
Growth of \$10,000



Trailing Performance



Net Expense



Peer group is a subset of the category and includes funds with the same management style (active vs. passive) and similar share class characteristics.

3-Year Risk Metrics

	Fund	Bmark	Cat
Alpha	1.82	-	0.95
Beta	0.93	-	0.96
R-Squared	98.70	-	97.50
Standard Deviation	10.96	11.72	11.37
Sharpe Ratio	1.18	1.05	1.10
Tracking Error	1.50	-	1.82
Information Ratio	0.53	-	0.23
Up Capture Ratio	98.02	-	98.15
Down Capture Ratio	88.60	-	92.88

Portfolio Metrics

	Fund	Bmark	Cat
Price/Earnings Ratio	21.53	21.94	22.48
Price/Book Ratio	2.88	2.95	3.20
Avg Eff Duration	6.08	-	6.58

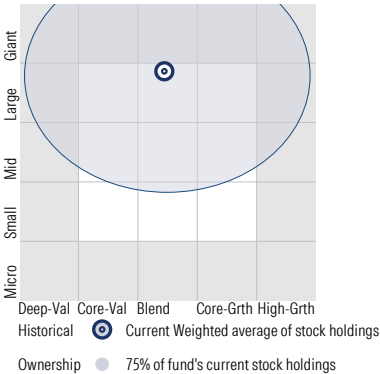
Vanguard Target Retirement 2040 Fund VFORX

Morningstar Category
Target-Date 2040

Morningstar Index
Morningstar Lifetime Mod 2040 TR USD

Style Analysis as of 09-30-2025

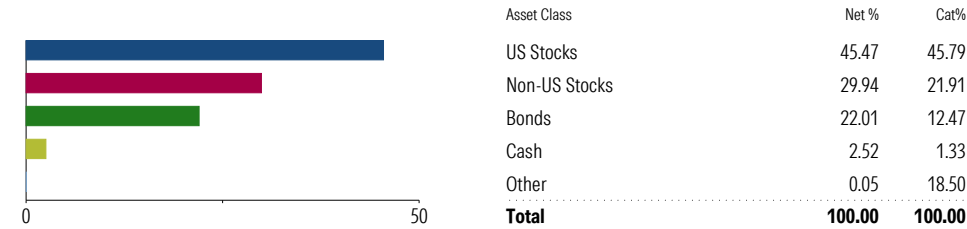
Morningstar Style Box™



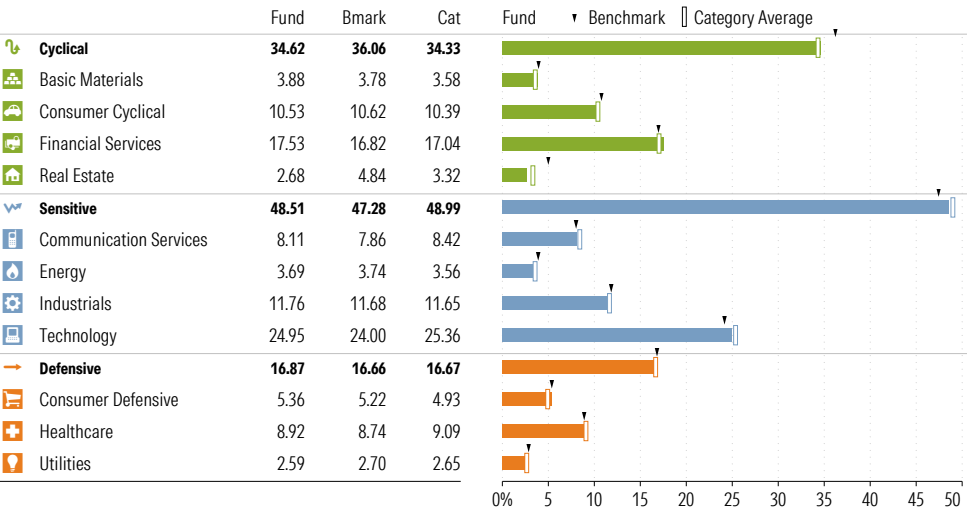
Style Breakdown



Asset Allocation as of 09-30-2025



Sector Weighting as of 09-30-2025



Top 6 Holdings as of 09-30-2025

Name	Maturity Date	% Net Asset	Cumulative %	YTD Return %	Morningstar Sector
⊖ Vanguard Total Stock Mkt Idx Instl Pls	-	45.62	45.62	-	-
⊕ Vanguard Total Intl Stock Index Inv	-	30.65	76.27	-	-
⊕ Vanguard Total Bond Market II Idx Inv	-	16.46	92.73	-	-
⊕ Vanguard Total Intl Bd II Idx Instl	-	6.69	99.42	-	-
⊕ Mktliq 12/31/2049	-	0.55	99.97	-	-
⊕ Us Dollar	-	0.03	100.00	-	-

Total Holdings 6

⊕ Increase ⊖ Decrease ✱ New to Portfolio

Vanguard Target Retirement 2045 Fund VTIVX

Morningstar Category Target-Date 2045
Morningstar Index Morningstar Lifetime Mod 2045 TR USD

Portfolio Manager(s)

Walter Nejman since 02-2013
Aur lie Denis since 02-2023
Michael Roach since 02-2023
Roger Aliaga-Diaz since 02-2023

Quantitative Screens

- Performance: The fund has finished in the Target-Date 2045 category's top three quartiles in 10 of the 10 years it's been in existence.
- Management: The fund's management has been in place for 12.61 years.
- Style: The fund has landed in its primary style box — Large Blend — 97.06 % of the time over the past three years.
- Net Expense: The fund's expense ratio of 0.08 is 86.21% lower than the Target-Date 2045 category average.

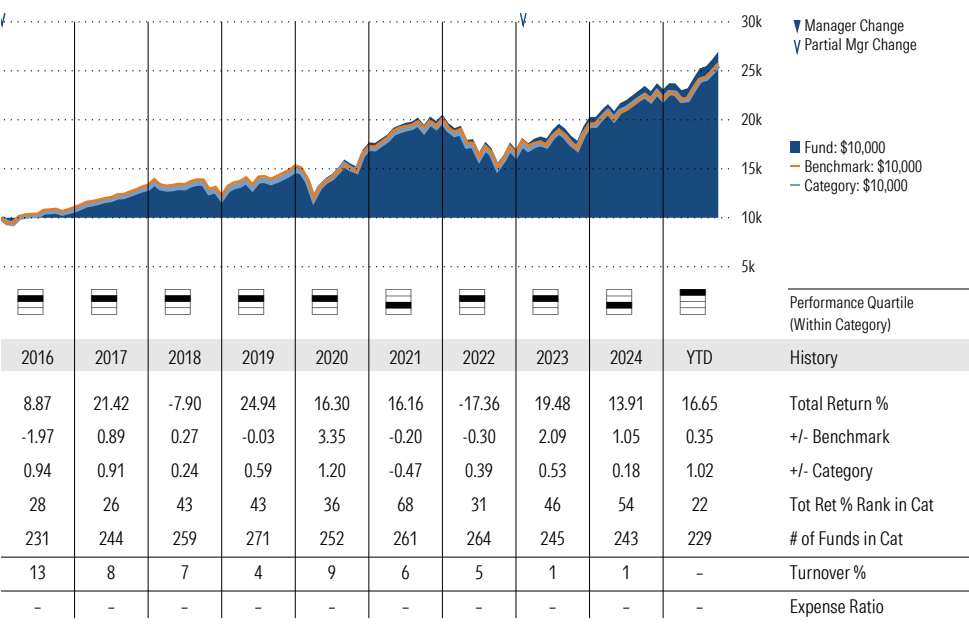
Morningstar Investment Management LLC Analysis

This fund passes all of Morningstar Investment Management's quantitative screens. Morningstar Investment Management has also assessed the fund from a qualitative perspective and, as a fiduciary, is comfortable recommending the fund's use in retirement plans.

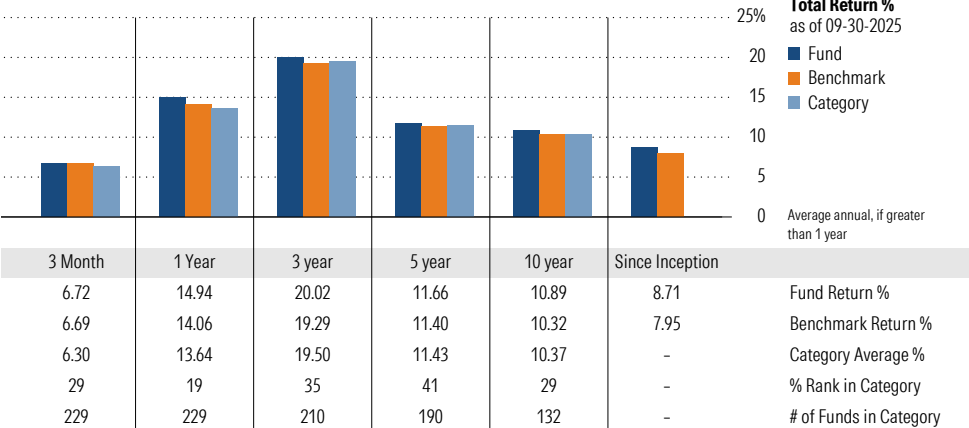
ESG Metrics

Metric	Rating	Updated
Sustainability Rating	3	08-31-2025
Carbon Risk Score	Low Risk	12-31-2022
ESG Commitment	1-Low	02-15-2022

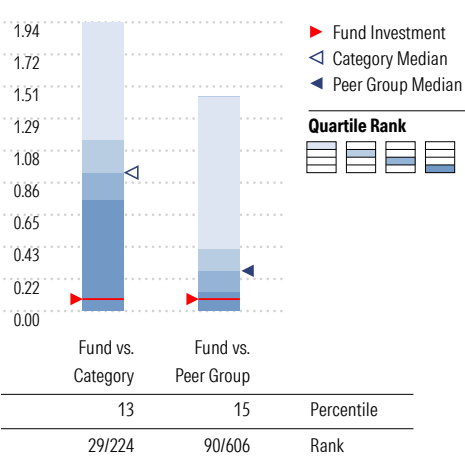
Growth of \$10,000



Trailing Performance



Net Expense



3-Year Risk Metrics

	Fund	Bmark	Cat
Alpha	1.68	-	0.76
Beta	0.94	-	0.96
R-Squared	98.64	-	97.49
Standard Deviation	11.60	12.27	11.98
Sharpe Ratio	1.22	1.10	1.14
Tracking Error	1.55	-	1.90
Information Ratio	0.47	-	0.13
Up Capture Ratio	98.21	-	98.34
Down Capture Ratio	89.74	-	94.50

Portfolio Metrics

	Fund	Bmark	Cat
Price/Earnings Ratio	21.50	21.76	22.47
Price/Book Ratio	2.87	2.92	3.20
Avg Eff Duration	6.08	-	7.22

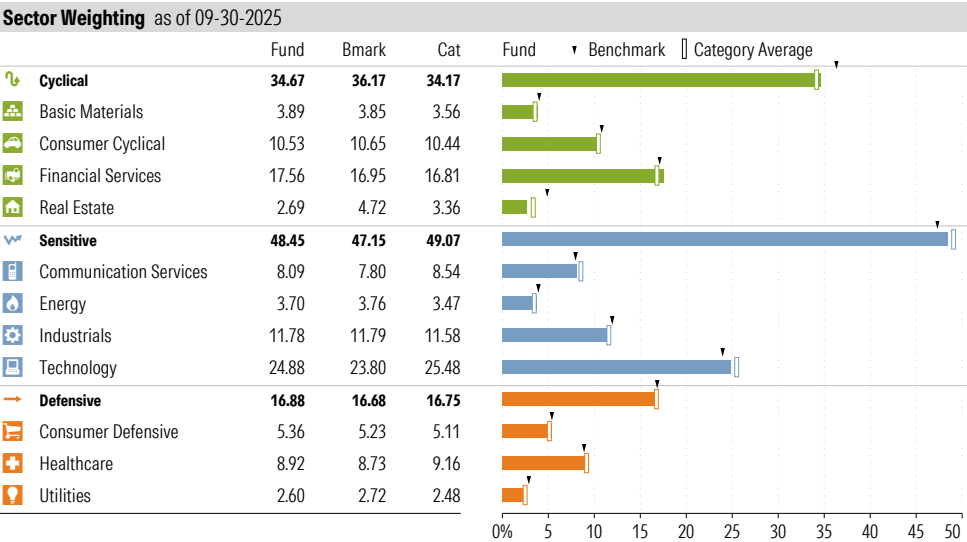
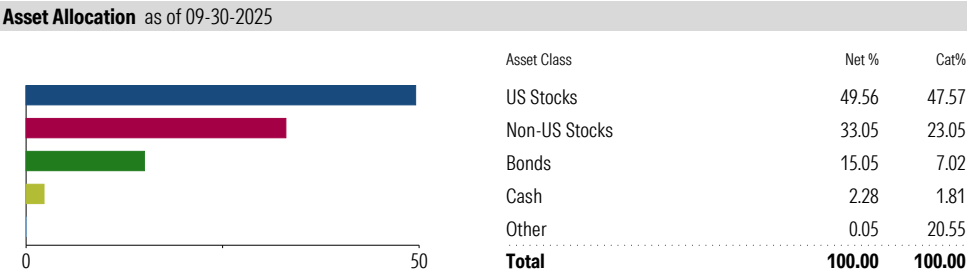
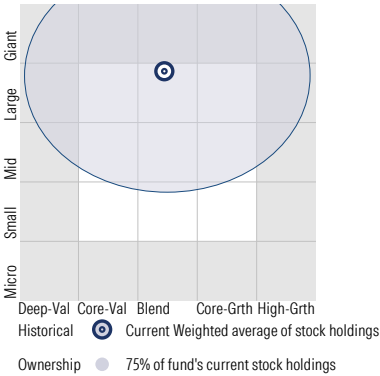
Vanguard Target Retirement 2045 Fund VTIVX

Morningstar Category
Target-Date 2045

Morningstar Index
Morningstar Lifetime Mod 2045 TR USD

Style Analysis as of 09-30-2025

Morningstar Style Box™



Top 6 Holdings as of 09-30-2025

Name	Maturity Date	% Net Asset	Cumulative %	YTD Return %	Morningstar Sector
⊖ Vanguard Total Stock Mkt Idx Instl Pls	-	49.72	49.72	-	-
⊕ Vanguard Total Intl Stock Index Inv	-	33.84	83.56	-	-
⊕ Vanguard Total Bond Market II Idx Inv	-	11.36	94.91	-	-
⊕ Vanguard Total Intl Bd II Idx Instl	-	4.47	99.39	-	-
⊕ Mktliq 12/31/2049	-	0.58	99.97	-	-
⊕ Us Dollar	-	0.03	100.00	-	-

Total Holdings 6

⊕ Increase ⊖ Decrease ✱ New to Portfolio

Vanguard Target Retirement 2050 Fund VFIFX

Morningstar Category
Target-Date 2050

Morningstar Index
Morningstar Lifetime Mod 2050 TR USD

Portfolio Manager(s)

Walter Nejman since 02-2013
Aur lie Denis since 02-2023
Michael Roach since 02-2023
Roger Aliaga-Diaz since 02-2023

Quantitative Screens

- Performance: The fund has finished in the Target-Date 2050 category's top three quartiles in 10 of the 10 years it's been in existence.
- Management: The fund's management has been in place for 12.61 years.
- Style: The fund has landed in its primary style box — Large Blend — 100 % of the time over the past three years.
- Net Expense: The fund's expense ratio of 0.08 is 86.21% lower than the Target-Date 2050 category average.

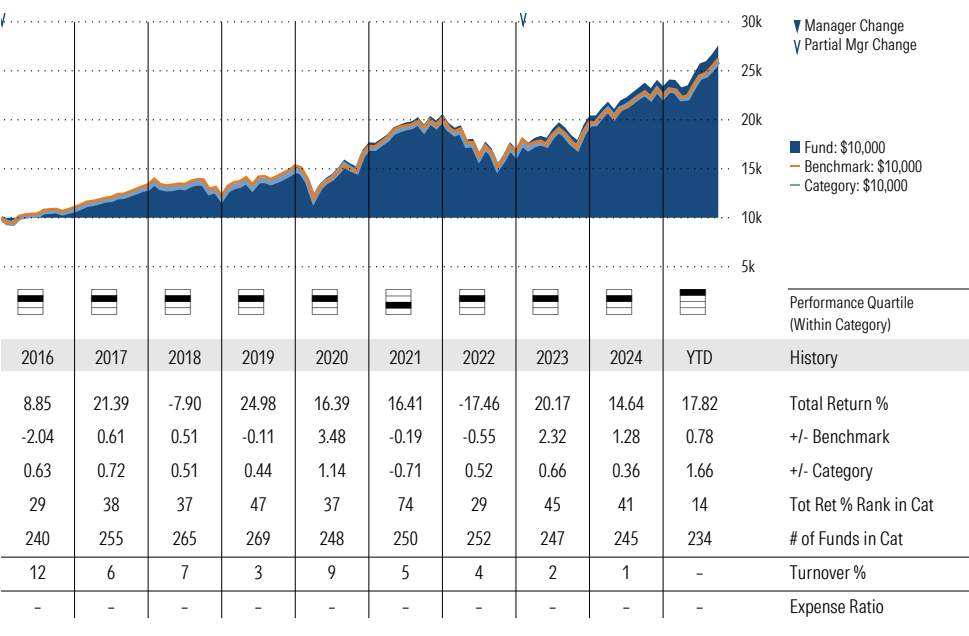
Morningstar Investment Management LLC Analysis

This fund passes all of Morningstar Investment Management's quantitative screens. Morningstar Investment Management has also assessed the fund from a qualitative perspective and, as a fiduciary, is comfortable recommending the fund's use in retirement plans.

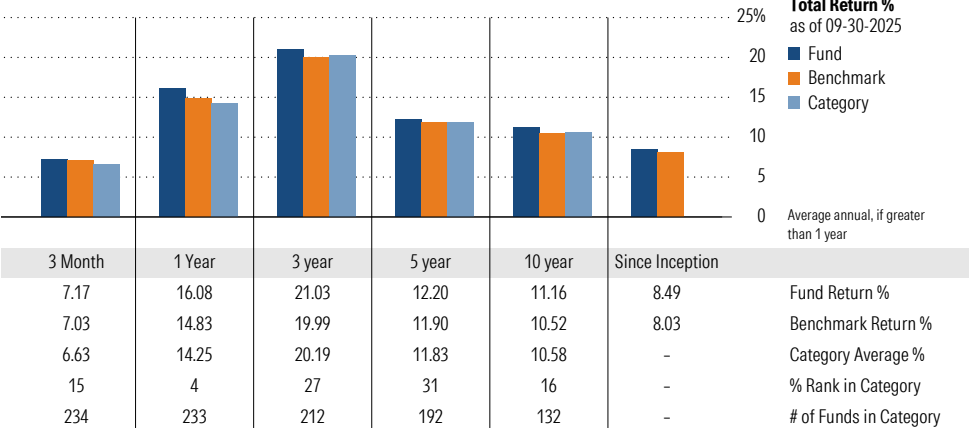
ESG Metrics

Metric	Rating	Updated
Sustainability Rating	3	08-31-2025
Carbon Risk Score	Low Risk	12-31-2022
ESG Commitment	1-Low	02-15-2022

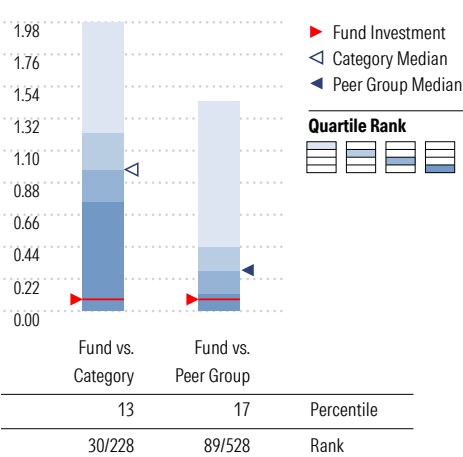
Growth of \$10,000



Trailing Performance



Net Expense



Peer group is a subset of the category and includes funds with the same management style (active vs. passive) and similar share class characteristics.

3-Year Risk Metrics

	Fund	Bmark	Cat
Alpha	1.73	-	0.68
Beta	0.95	-	0.97
R-Squared	98.58	-	97.39
Standard Deviation	12.04	12.56	12.37
Sharpe Ratio	1.25	1.13	1.16
Tracking Error	1.56	-	1.96
Information Ratio	0.67	-	0.14
Up Capture Ratio	99.64	-	98.85
Down Capture Ratio	91.28	-	95.55

Portfolio Metrics

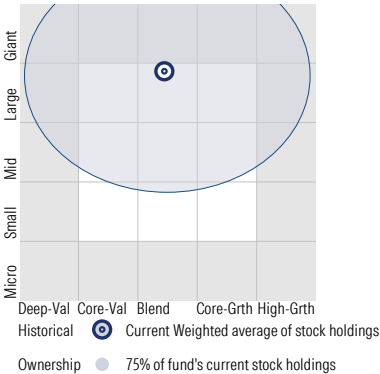
	Fund	Bmark	Cat
Price/Earnings Ratio	21.51	21.60	22.32
Price/Book Ratio	2.88	2.88	3.21
Avg Eff Duration	6.09	-	8.45

Vanguard Target Retirement 2050 Fund VFIFX

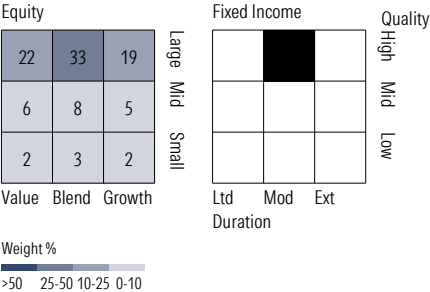
Morningstar Category
Target-Date 2050

Morningstar Index
Morningstar Lifetime Mod 2050 TR USD

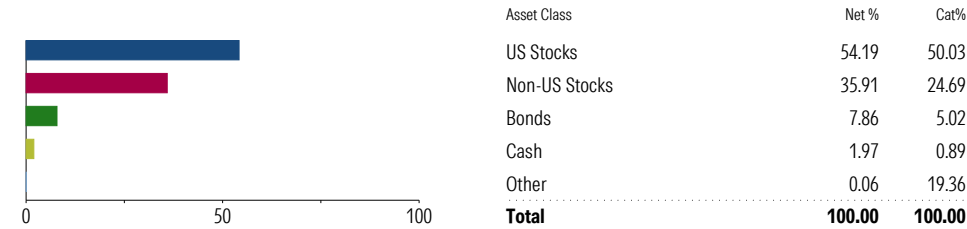
Style Analysis as of 09-30-2025
Morningstar Style Box™



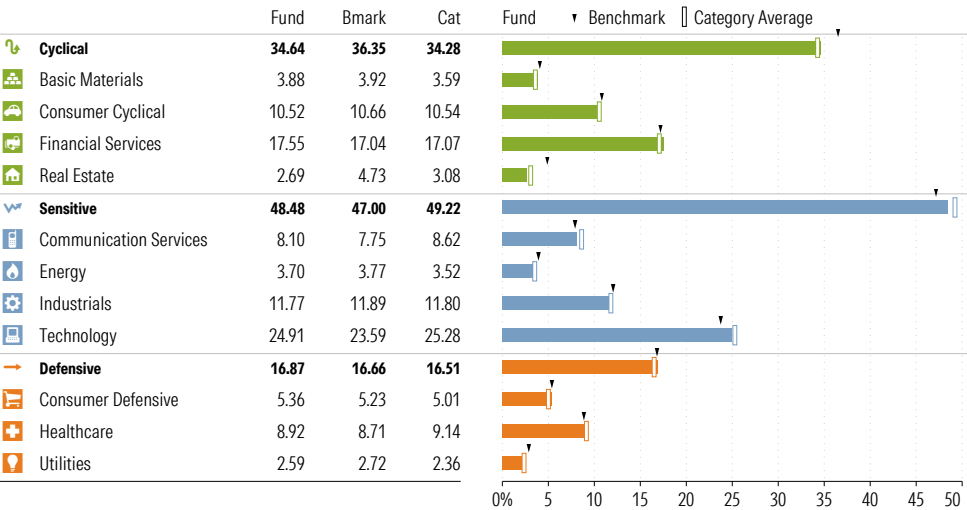
Style Breakdown



Asset Allocation as of 09-30-2025



Sector Weighting as of 09-30-2025



Top 6 Holdings as of 09-30-2025

Name	Maturity Date	% Net Asset	Cumulative %	YTD Return %	Morningstar Sector
⊕ Vanguard Total Stock Mkt Idx Instl Pls	-	54.38	54.38	-	-
⊖ Vanguard Total Intl Stock Index Inv	-	36.76	91.14	-	-
⊕ Vanguard Total Bond Market II Idx Inv	-	5.83	96.97	-	-
⊕ Vanguard Total Intl Bd II Idx Instl	-	2.43	99.40	-	-
⊕ Mktliq 12/31/2049	-	0.57	99.97	-	-
⊕ Us Dollar	-	0.03	100.00	-	-

Total Holdings 6

⊕ Increase ⊖ Decrease ✱ New to Portfolio

Vanguard Target Retirement 2055 Fund VFFVX

Morningstar Category Target-Date 2055 Morningstar Index Morningstar Lifetime Mod 2055 TR USD

Portfolio Manager(s)

Walter Nejman since 02-2013
Aur lie Denis since 02-2023
Michael Roach since 02-2023
Roger Aliaga-Diaz since 02-2023

Quantitative Screens

- Performance: The fund has finished in the Target-Date 2055 category's top three quartiles in 9 of the 10 years it's been in existence.
- Management: The fund's management has been in place for 12.61 years.
- Style: The fund has landed in its primary style box — Large Blend — 100 % of the time over the past three years.
- Net Expense: The fund's expense ratio of 0.08 is 86.44% lower than the Target-Date 2055 category average.

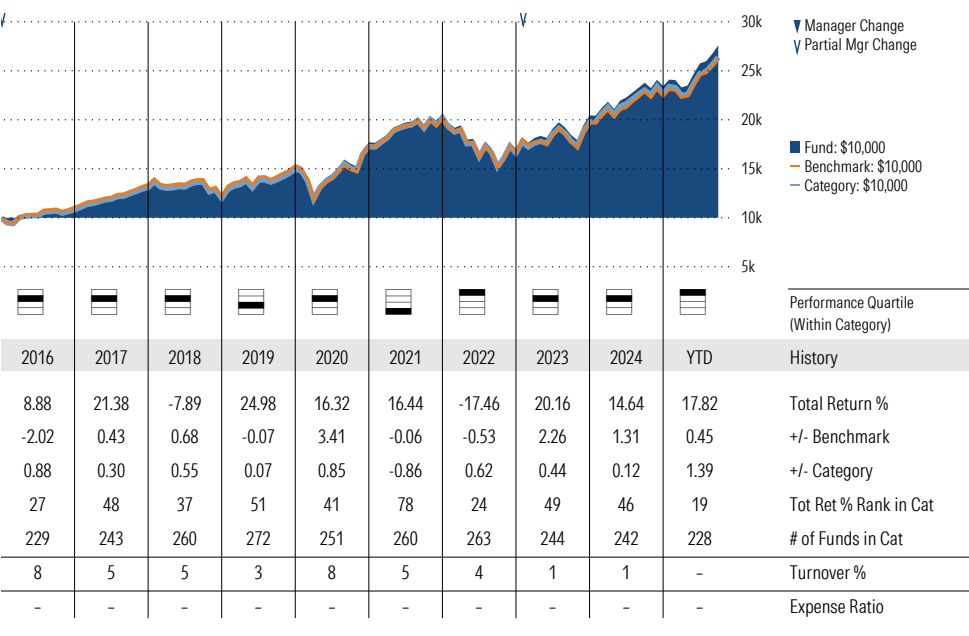
Morningstar Investment Management LLC Analysis

This fund passes all of Morningstar Investment Management's quantitative screens. Morningstar Investment Management has also assessed the fund from a qualitative perspective and, as a fiduciary, is comfortable recommending the fund's use in retirement plans.

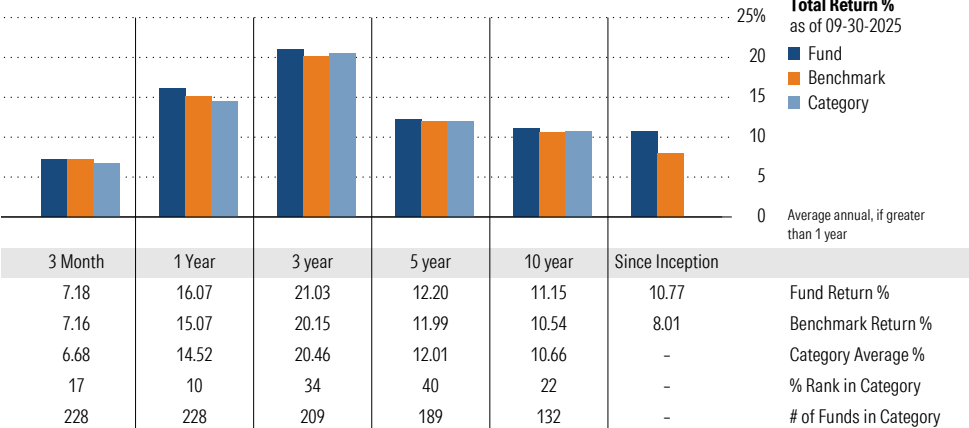
ESG Metrics

Metric	Rating	Updated
Sustainability Rating	3	08-31-2025
Carbon Risk Score	Low Risk	12-31-2022
ESG Commitment	1-Low	02-15-2022

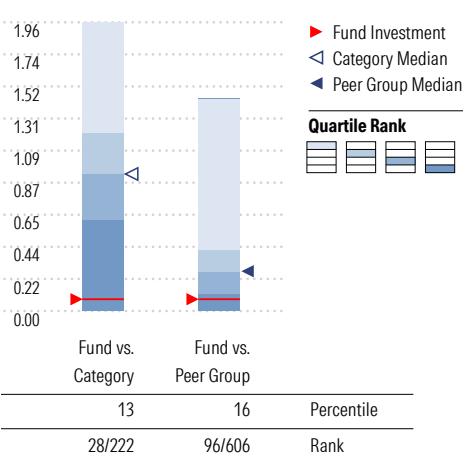
Growth of \$10,000



Trailing Performance



Net Expense



Peer group is a subset of the category and includes funds with the same management style (active vs. passive) and similar share class characteristics.

3-Year Risk Metrics

	Fund	Bmark	Cat
Alpha	1.72	-	0.76
Beta	0.95	-	0.98
R-Squared	98.55	-	97.35
Standard Deviation	12.05	12.65	12.51
Sharpe Ratio	1.25	1.13	1.17
Tracking Error	1.60	-	2.01
Information Ratio	0.55	-	0.19
Up Capture Ratio	98.92	-	99.41
Down Capture Ratio	90.65	-	95.80

Portfolio Metrics

	Fund	Bmark	Cat
Price/Earnings Ratio	21.49	21.45	22.08
Price/Book Ratio	2.87	2.85	3.12
Avg Eff Duration	6.10	-	9.18

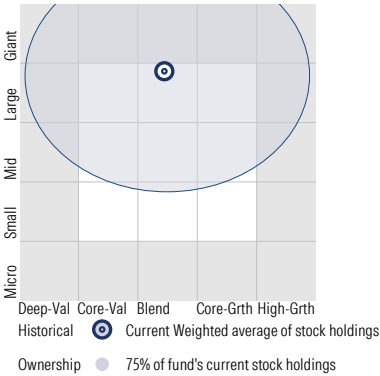
Vanguard Target Retirement 2055 Fund VFFVX

Morningstar Category
Target-Date 2055

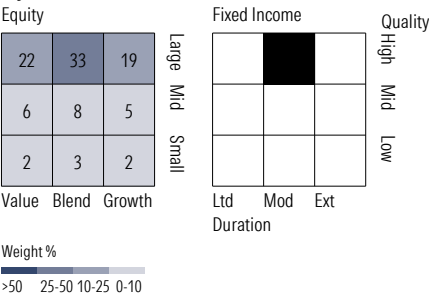
Morningstar Index
Morningstar Lifetime Mod 2055 TR USD

Style Analysis as of 09-30-2025

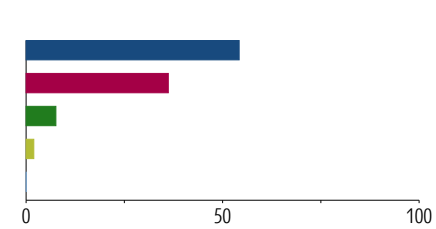
Morningstar Style Box™



Style Breakdown

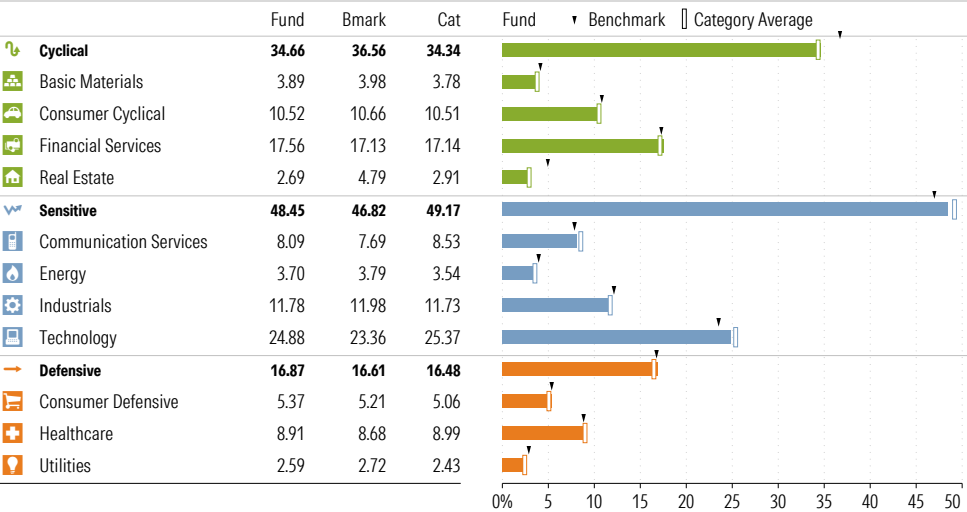


Asset Allocation as of 09-30-2025



Asset Class	Net %	Cat%
US Stocks	54.21	49.53
Non-US Stocks	36.18	26.93
Bonds	7.58	3.86
Cash	1.96	1.08
Other	0.06	18.62
Total	100.00	100.00

Sector Weighting as of 09-30-2025



Top 6 Holdings as of 09-30-2025

Name	Maturity Date	% Net Asset	Cumulative %	YTD Return %	Morningstar Sector
⊕ Vanguard Total Stock Mkt Idx Instl Pls	-	54.39	54.39	-	-
⊕ Vanguard Total Intl Stock Index Inv	-	37.04	91.44	-	-
⊕ Vanguard Total Bond Market II Idx Inv	-	5.54	96.98	-	-
⊕ Vanguard Total Intl Bd II Idx Instl	-	2.43	99.40	-	-
⊕ Mktliq 12/31/2049	-	0.56	99.96	-	-
⊕ Us Dollar	-	0.04	100.00	-	-

Total Holdings 6

⊕ Increase ⊖ Decrease ✱ New to Portfolio

Vanguard Target Retirement 2060 Fund VTTSX

Morningstar Category
Target-Date 2060

Morningstar Index
Morningstar Mod Tgt Risk TR USD

Portfolio Manager(s)

Walter Nejman since 02-2013
Aur lie Denis since 02-2023
Michael Roach since 02-2023
Roger Aliaga-Diaz since 02-2023

Quantitative Screens

- Performance: The fund has finished in the Target-Date 2060 category's top three quartiles in 9 of the 10 years it's been in existence.
- Management: The fund's management has been in place for 12.61 years.
- Style: The fund has landed in its primary style box — Large Blend — 100 % of the time over the past three years.
- Net Expense: The fund's expense ratio of 0.08 is 86.44% lower than the Target-Date 2060 category average.

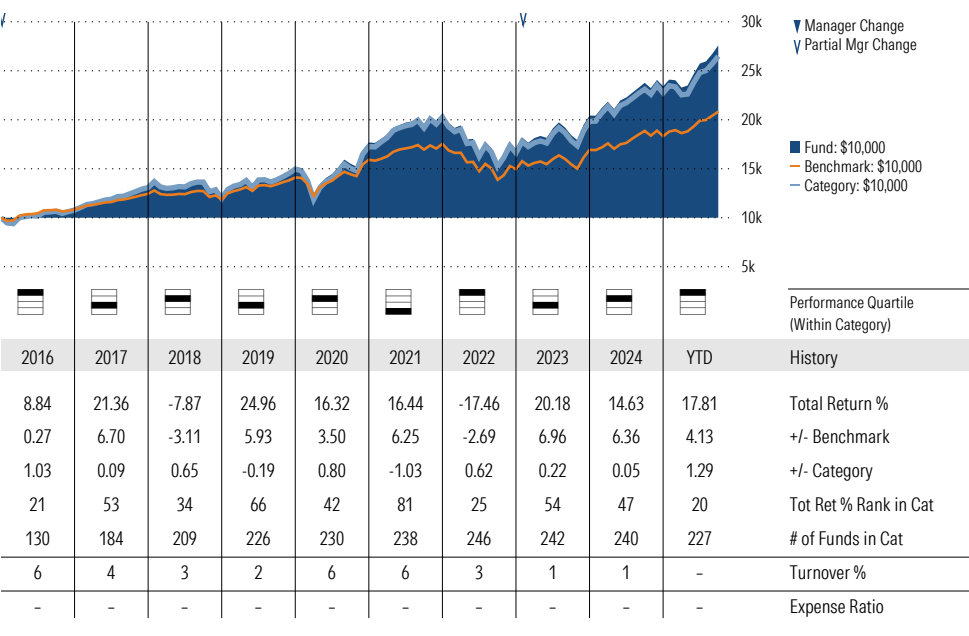
Morningstar Investment Management LLC Analysis

This fund passes all of Morningstar Investment Management's quantitative screens. Morningstar Investment Management has also assessed the fund from a qualitative perspective and, as a fiduciary, is comfortable recommending the fund's use in retirement plans.

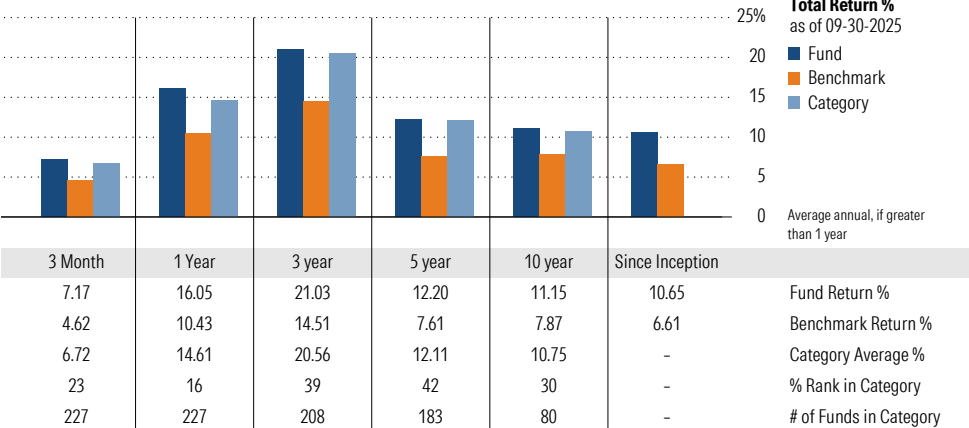
ESG Metrics

Metric	Rating	Updated
Sustainability Rating	3	08-31-2025
Carbon Risk Score	Low Risk	12-31-2022
ESG Commitment	1-Low	02-15-2022

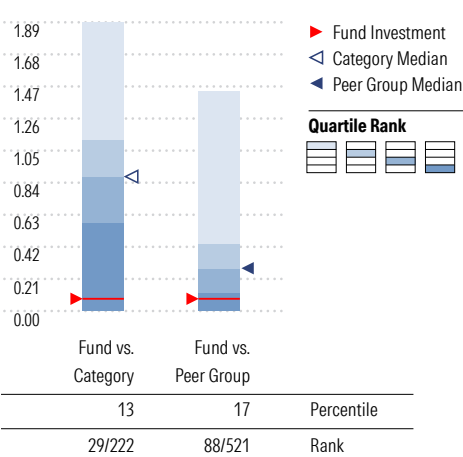
Growth of \$10,000



Trailing Performance



Net Expense



Peer group is a subset of the category and includes funds with the same management style (active vs. passive) and similar share class characteristics.

3-Year Risk Metrics

	Fund	Bmark	Cat
Alpha	2.96	-	2.14
Beta	1.20	-	1.24
R-Squared	94.78	-	92.47
Standard Deviation	12.04	9.73	12.58
Sharpe Ratio	1.25	0.94	1.17
Tracking Error	3.40	-	4.18
Information Ratio	1.92	-	1.47
Up Capture Ratio	130.90	-	131.78
Down Capture Ratio	113.81	-	119.76

Portfolio Metrics

	Fund	Bmark	Cat
Price/Earnings Ratio	21.50	20.75	22.08
Price/Book Ratio	2.87	2.63	3.14
Avg Eff Duration	6.10	-	8.93

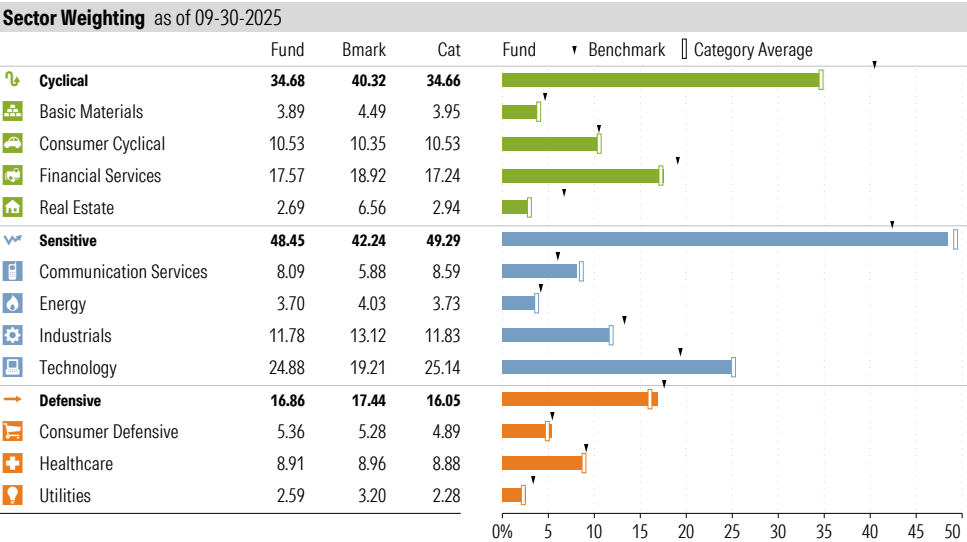
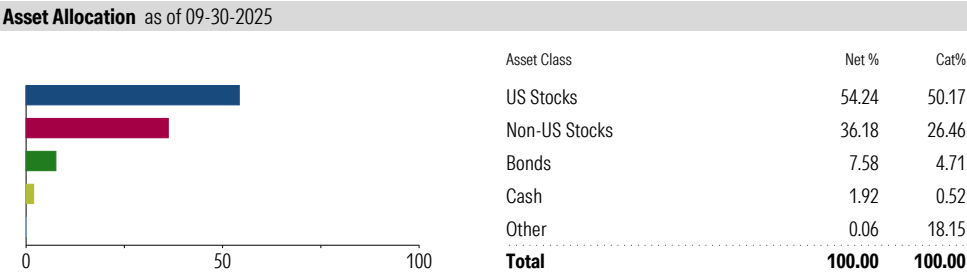
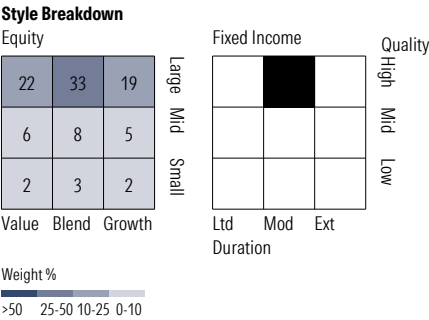
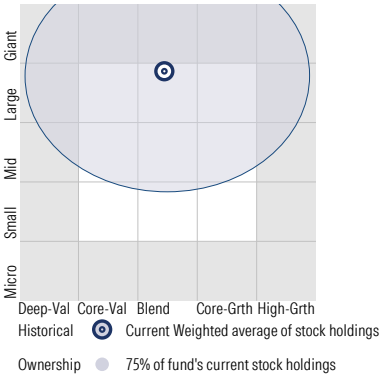
Vanguard Target Retirement 2060 Fund VTTSX

Morningstar Category
Target-Date 2060

Morningstar Index
Morningstar Mod Tgt Risk TR USD

Style Analysis as of 09-30-2025

Morningstar Style Box™



Top 6 Holdings as of 09-30-2025

Name	Maturity Date	% Net Asset	Cumulative %	YTD Return %	Morningstar Sector
⊕ Vanguard Total Stock Mkt Idx Instl Pls	-	54.42	54.42	-	-
⊕ Vanguard Total Intl Stock Index Inv	-	37.05	91.47	-	-
⊕ Vanguard Total Bond Market II Idx Inv	-	5.54	97.01	-	-
⊕ Vanguard Total Intl Bd II Idx Instl	-	2.43	99.44	-	-
⊕ Mktliq 12/31/2049	-	0.55	99.99	-	-
⊖ Us Dollar	-	0.01	100.00	-	-

Total Holdings 6

⊕ Increase ⊖ Decrease ✱ New to Portfolio

Vanguard Target Retirement 2065 Fund VLXVX

Morningstar Category
Target-Date 2065+
Morningstar Index
Morningstar Mod Tgt Risk TR USD

Portfolio Manager(s)

Walter Nejman since 07-2017
Aur lie Denis since 02-2023
Michael Roach since 02-2023
Roger Aliaga-Diaz since 02-2023

Quantitative Screens

- Performance: The fund has finished in the Target-Date 2065+ category's top three quartiles in 6 of the 8 years it's been in existence.
- Management: The fund's management has been in place for 8.22 years.
- Style: The fund has landed in its primary style box — Large Blend — 100 % of the time over the past three years.
- Net Expense: The fund's expense ratio of 0.08 is 86.21% lower than the Target-Date 2065+ category average.

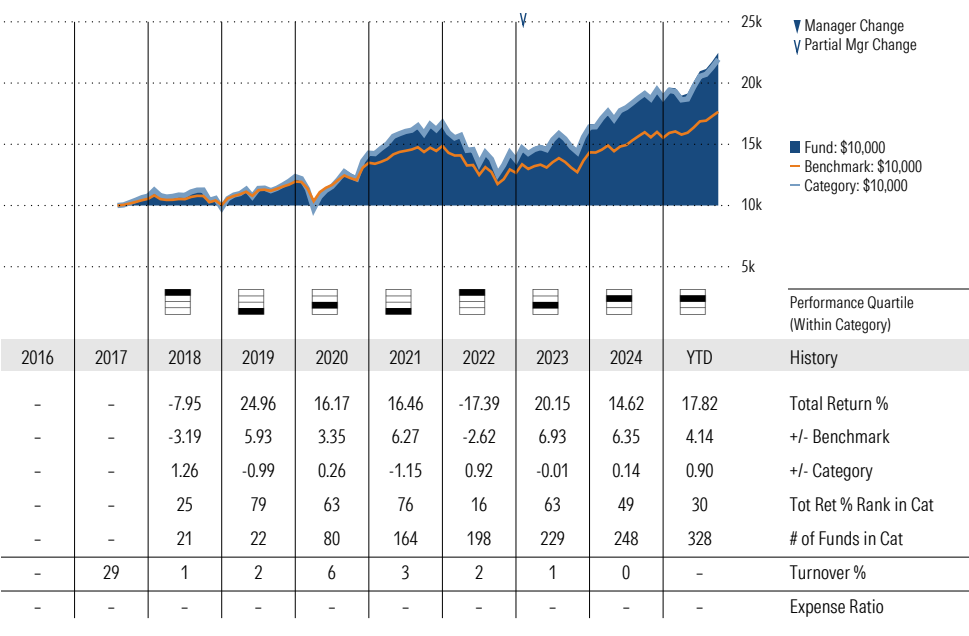
Morningstar Investment Management LLC Analysis

This fund passes all of Morningstar Investment Management's quantitative screens. Morningstar Investment Management has also assessed the fund from a qualitative perspective and, as a fiduciary, is comfortable recommending the fund's use in retirement plans.

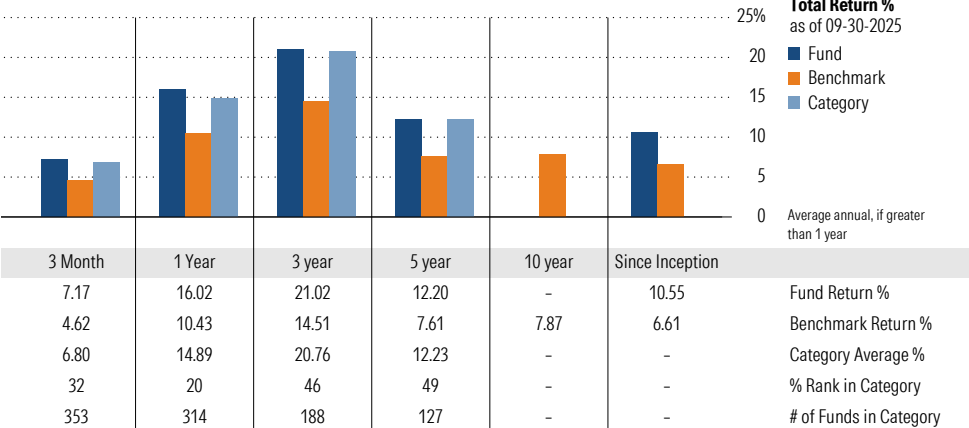
ESG Metrics

Metric	Rating	Updated
Sustainability Rating	3	08-31-2025
Carbon Risk Score	Low Risk	12-31-2022
ESG Commitment	1-Low	02-15-2022

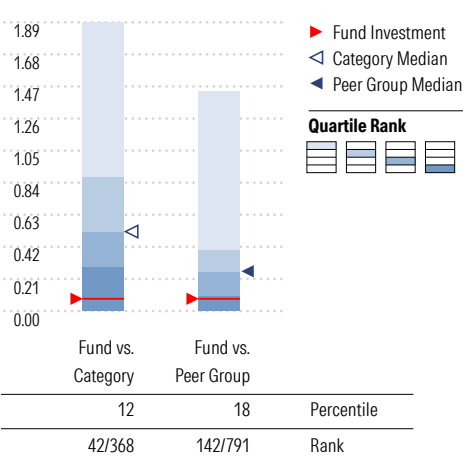
Growth of \$10,000



Trailing Performance



Net Expense



Peer group is a subset of the category and includes funds with the same management style (active vs. passive) and similar share class characteristics.

3-Year Risk Metrics

	Fund	Bmark	Cat
Alpha	2.97	-	2.69
Beta	1.20	-	1.24
R-Squared	94.81	-	91.96
Standard Deviation	12.03	9.73	13.00
Sharpe Ratio	1.25	0.94	1.18
Tracking Error	3.38	-	4.64
Information Ratio	1.92	-	1.51
Up Capture Ratio	130.79	-	132.60
Down Capture Ratio	113.64	-	117.99

Portfolio Metrics

	Fund	Bmark	Cat
Price/Earnings Ratio	21.50	20.75	22.13
Price/Book Ratio	2.87	2.63	3.10
Avg Eff Duration	6.10	-	9.00

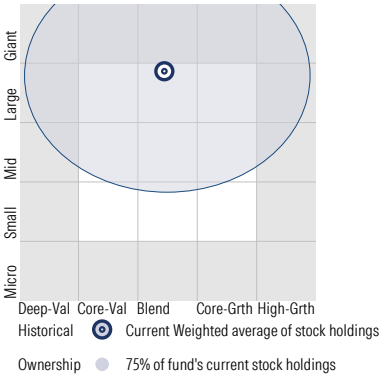
Vanguard Target Retirement 2065 Fund VLXVX

Morningstar Category
Target-Date 2065+

Morningstar Index
Morningstar Mod Tgt Risk TR USD

Style Analysis as of 09-30-2025

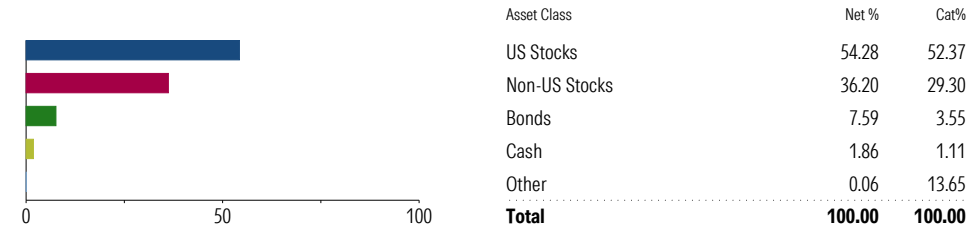
Morningstar Style Box™



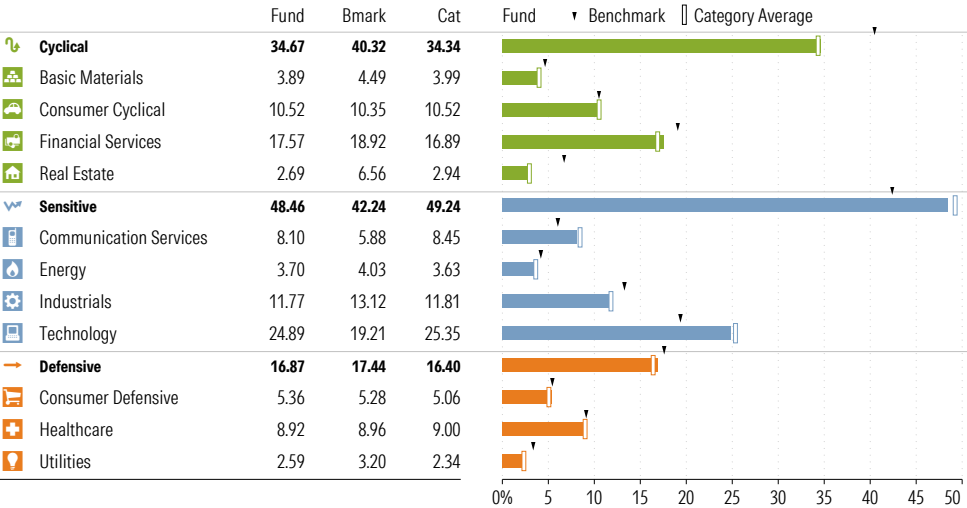
Style Breakdown



Asset Allocation as of 09-30-2025



Sector Weighting as of 09-30-2025



Top 6 Holdings as of 09-30-2025

Name	Maturity Date	% Net Asset	Cumulative %	YTD Return %	Morningstar Sector
⊕ Vanguard Total Stock Mkt Idx Instl Pls	-	54.46	54.46	-	-
⊕ Vanguard Total Intl Stock Index Inv	-	37.06	91.52	-	-
⊕ Vanguard Total Bond Market II Idx Inv	-	5.54	97.07	-	-
⊕ Vanguard Total Intl Bd II Idx Instl	-	2.43	99.50	-	-
⊕ Mktliq 12/31/2049	-	0.51	100.01	-	-
⊕ Us Dollar	-	0.01	100.02	-	-

Total Holdings 6

⊕ Increase ⊖ Decrease ✱ New to Portfolio

Vanguard Target Retirement 2070 Fund VSVNX

Morningstar Category
Target-Date 2065+
Morningstar Index
Morningstar Mod Tgt Risk TR USD

Portfolio Manager(s)

Walter Nejman since 06-2022
Aur lie Denis since 02-2023
Michael Roach since 02-2023
Roger Aliaga-Diaz since 02-2023

Quantitative Screens

- Performance: The fund has finished in the Target-Date 2065+ category's top three quartiles in 3 of the 3 years it's been in existence.
- Management: The fund's management has been in place for 3.26 years.
- Style: The fund has landed in its primary style box — Large Blend — 100 % of the time over the past three years.
- Net Expense: The fund's expense ratio of 0.53 is 8.62% lower than the Target-Date 2065+ category average.

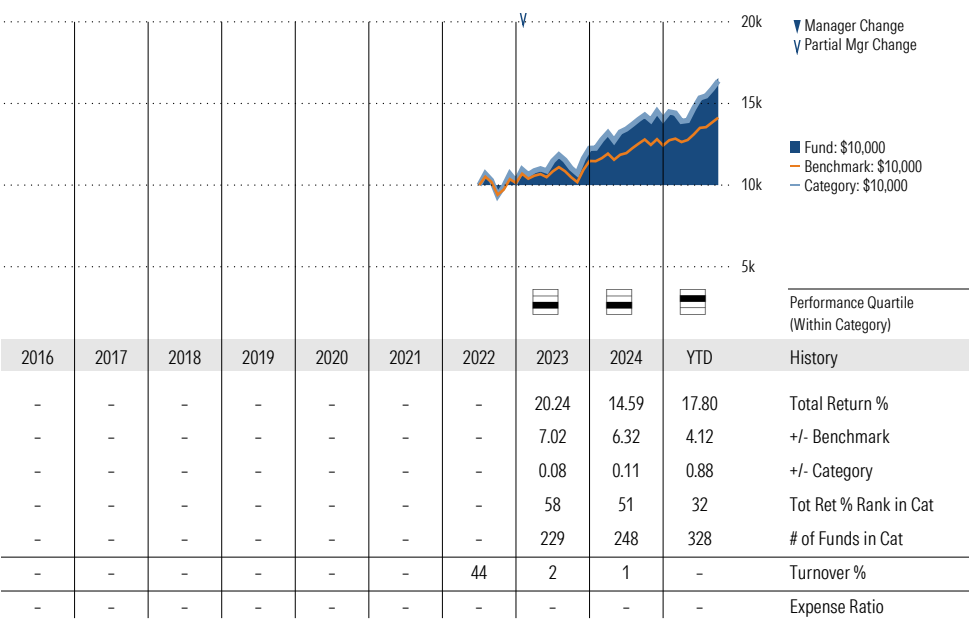
Morningstar Investment Management LLC Analysis

This fund fails the manager tenure screen due to a limited history for this target-date vintage.

ESG Metrics

Metric	Rating	Updated
Sustainability Rating	3	08-31-2025
Carbon Risk Score	Low Risk	12-31-2022

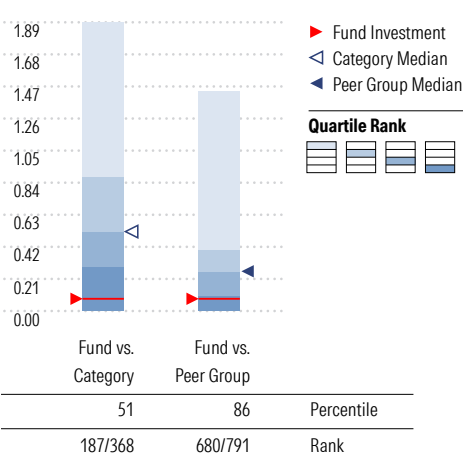
Growth of \$10,000



Trailing Performance



Net Expense



Peer group is a subset of the category and includes funds with the same management style (active vs. passive) and similar share class characteristics.

3-Year Risk Metrics

	Fund	Bmark	Cat
Alpha	2.99	-	2.69
Beta	1.20	-	1.24
R-Squared	94.71	-	91.96
Standard Deviation	12.02	9.73	13.00
Sharpe Ratio	1.25	0.94	1.18
Tracking Error	3.40	-	4.64
Information Ratio	1.92	-	1.51
Up Capture Ratio	130.83	-	132.60
Down Capture Ratio	113.69	-	117.99

Portfolio Metrics

	Fund	Bmark	Cat
Price/Earnings Ratio	21.50	20.75	22.13
Price/Book Ratio	2.88	2.63	3.10
Avg Eff Duration	6.10	-	9.00

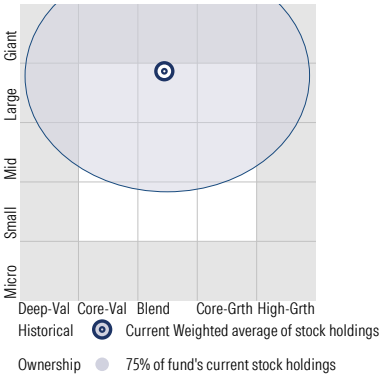
Vanguard Target Retirement 2070 Fund VSVNX

Morningstar Category
Target-Date 2065+

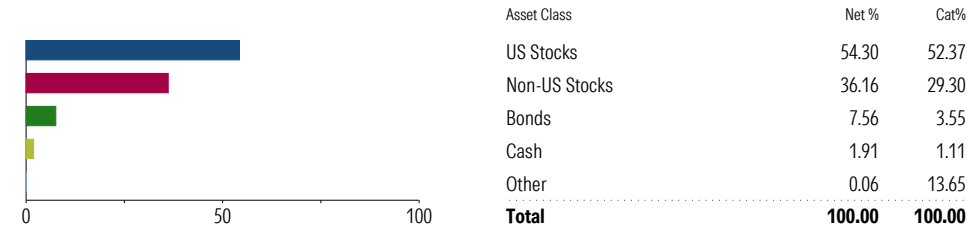
Morningstar Index
Morningstar Mod Tgt Risk TR USD

Style Analysis as of 09-30-2025

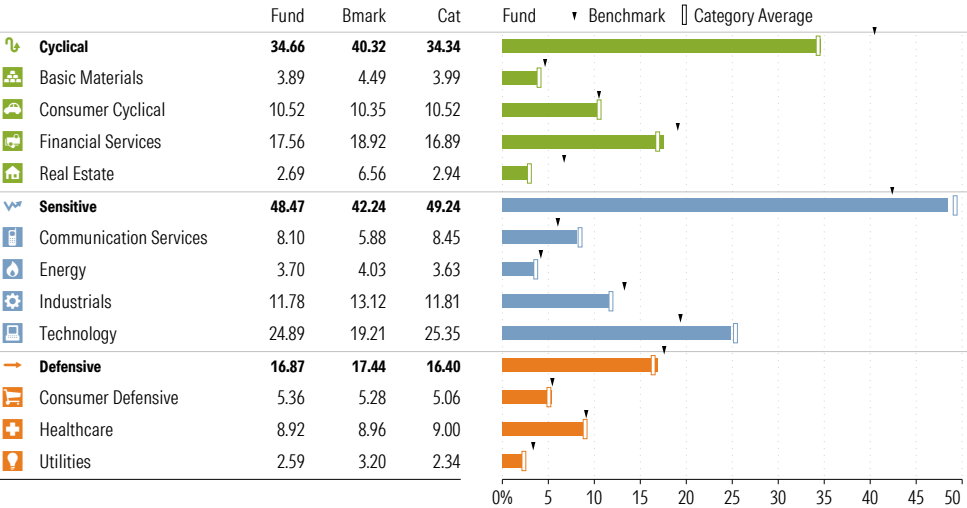
Morningstar Style Box™



Asset Allocation as of 09-30-2025



Sector Weighting as of 09-30-2025



Top 6 Holdings as of 09-30-2025

Name	Maturity Date	% Net Asset	Cumulative %	YTD Return %	Morningstar Sector
⊕ Vanguard Total Stock Mkt Idx Instl Pls	-	54.48	54.48	-	-
⊕ Vanguard Total Intl Stock Index Inv	-	37.02	91.50	-	-
⊕ Vanguard Total Bond Market II Idx Inv	-	5.51	97.02	-	-
⊕ Vanguard Total Intl Bd II Idx Instl	-	2.44	99.45	-	-
⊖ Mktliq 12/31/2049	-	0.60	100.06	-	-
⊕ Us Dollar	-	0.06	100.11	-	-

Total Holdings 6

⊕ Increase ⊖ Decrease ✱ New to Portfolio

Vanguard Target Retirement Income Fund VTINX

Morningstar Category
Target-Date Retirement

Morningstar Index
Morningstar Lifetime Mod Incm TR USD

Portfolio Manager(s)

Walter Nejman since 02-2013
Aur lie Denis since 02-2023
Michael Roach since 02-2023
Roger Aliaga-Diaz since 02-2023

Quantitative Screens

- Performance: The fund has finished in the Target-Date Retirement category's top three quartiles in 10 of the 10 years it's been in existence.
- Management: The fund's management has been in place for 12.61 years.
- Style: The fund has landed in its primary style box — Large Blend — 100 % of the time over the past three years.
- Net Expense: The fund's expense ratio of 0.08 is 84.91% lower than the Target-Date Retirement category average.

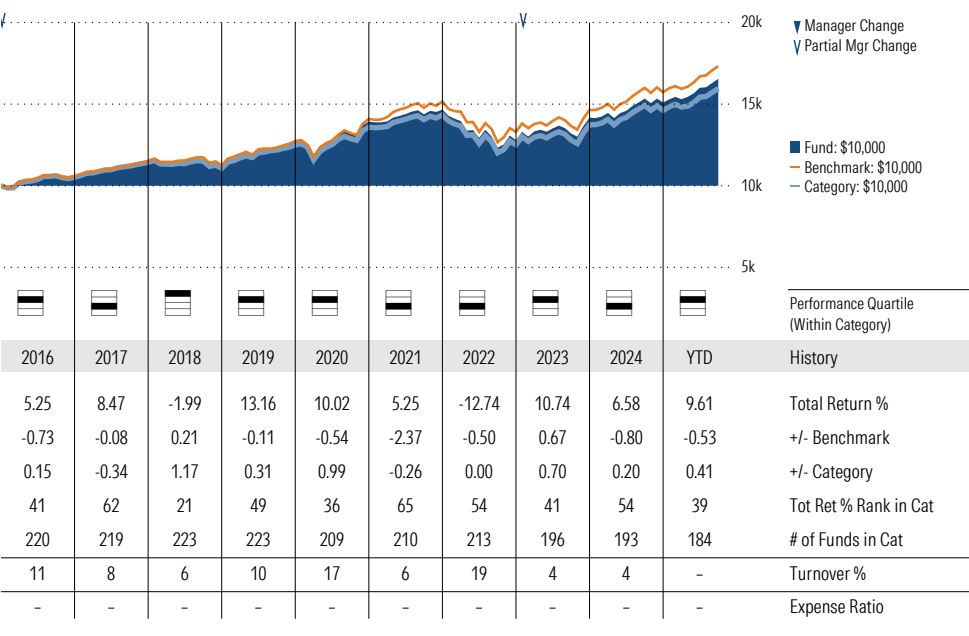
Morningstar Investment Management LLC Analysis

This fund passes all of Morningstar Investment Management's quantitative screens. Morningstar Investment Management has also assessed the fund from a qualitative perspective and, as a fiduciary, is comfortable recommending the fund's use in retirement plans.

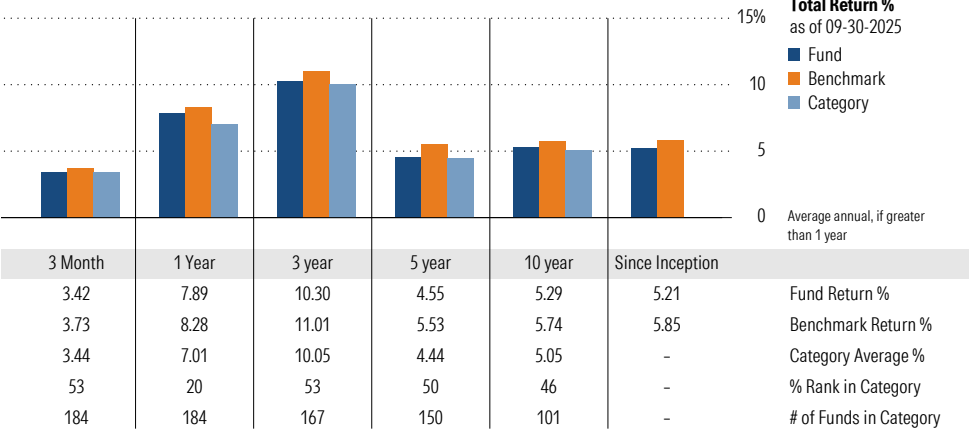
ESG Metrics

Metric	Rating	Updated
Sustainability Rating	4	08-31-2025
ESG Commitment	1-Low	02-15-2022

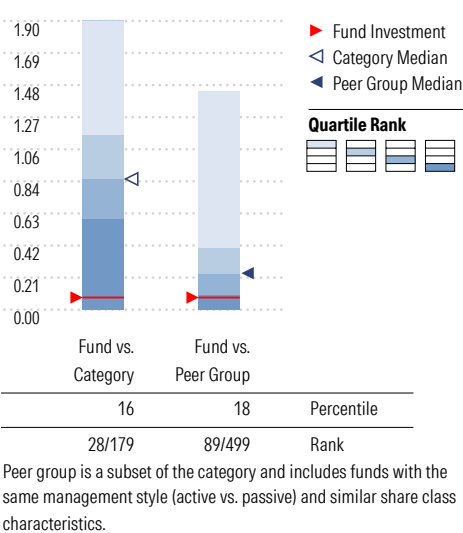
Growth of \$10,000



Trailing Performance



Net Expense



3-Year Risk Metrics

	Fund	Bmark	Cat
Alpha	-0.25	-	-0.98
Beta	0.96	-	1.02
R-Squared	98.22	-	96.76
Standard Deviation	6.61	6.81	7.07
Sharpe Ratio	0.78	0.85	0.71
Tracking Error	0.92	-	1.41
Information Ratio	-0.78	-	-0.62
Up Capture Ratio	94.41	-	96.98
Down Capture Ratio	95.63	-	104.49

Portfolio Metrics

	Fund	Bmark	Cat
Price/Earnings Ratio	21.45	23.03	22.54
Price/Book Ratio	2.86	3.20	3.01
Avg Eff Duration	5.25	-	5.47

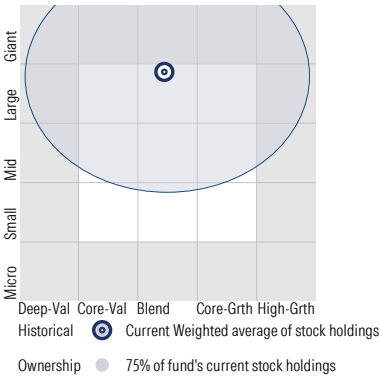
Vanguard Target Retirement Income Fund VTINX

Morningstar Category
Target-Date Retirement

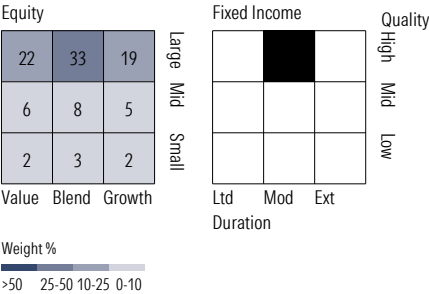
Morningstar Index
Morningstar Lifetime Mod Incm TR USD

Style Analysis as of 09-30-2025

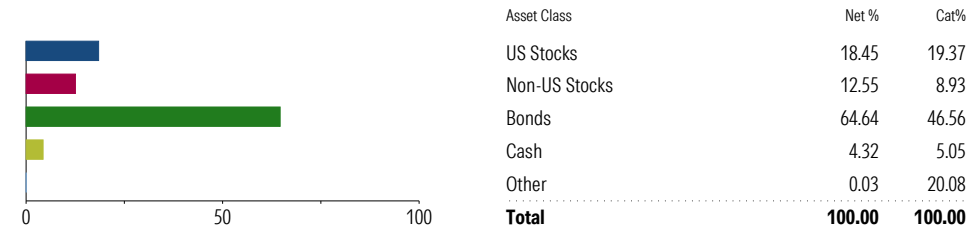
Morningstar Style Box™



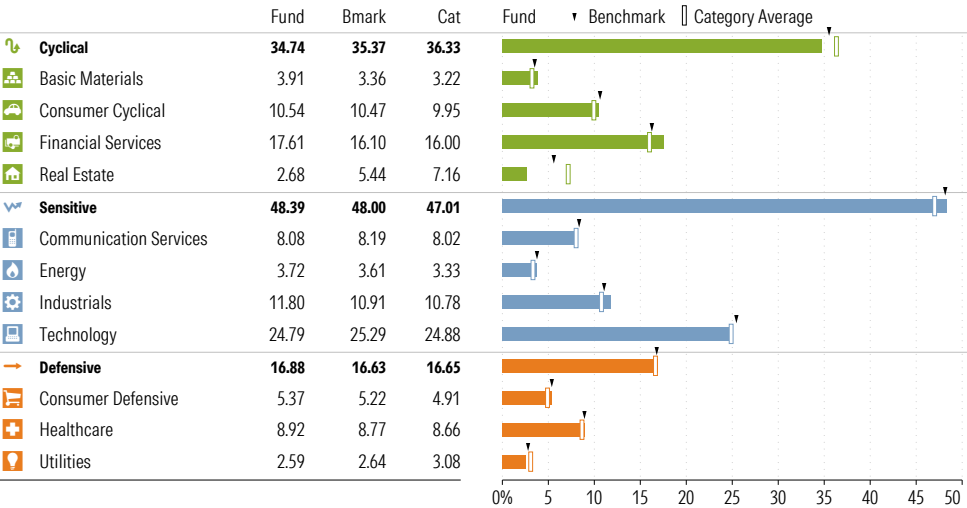
Style Breakdown



Asset Allocation as of 09-30-2025



Sector Weighting as of 09-30-2025



Top 7 Holdings as of 09-30-2025

Name	Maturity Date	% Net Asset	Cumulative %	YTD Return %	Morningstar Sector
⊕ Vanguard Total Bond Market II Idx Inv	-	36.33	36.33	-	-
⊖ Vanguard Total Stock Mkt Idx Instl Pls	-	18.51	54.84	-	-
⊕ Vanguard Shrt-Term Infl-Prot Sec Idx Adm	-	16.17	71.02	-	-
⊕ Vanguard Total Intl Bd II Idx Instl	-	15.37	86.38	-	-
⊖ Vanguard Total Intl Stock Index Inv	-	12.85	99.23	-	-
⊕ Mktliq 12/31/2049	-	0.72	99.96	-	-
⊕ Us Dollar	-	0.04	100.00	-	-

Total Holdings 7

⊕ Increase ⊖ Decrease ✨ New to Portfolio