

American Funds New World R6 RNWGX

Morningstar Category
Diversified Emerging Mkts

Morningstar Index
MSCI EM NR USD

Portfolio Manager(s)

Carl Kawaja since 06-1999
Robert Lovelace since 06-1999
Christopher Thomsen since 01-2009
Winnie Kwan since 01-2009
Tomonori Tani since 10-2013
Bradford Freer since 01-2017
Akira Shiraishi since 01-2017
Lisa Thompson since 10-2019
Kirstie Spence since 12-2019
Dawid Justus since 01-2020
Piyada Phanaphat since 01-2020
Matt Hochstetler since 01-2024

Quantitative Screens

- Performance: The fund has finished in the Diversified Emerging Mkts category's top three quartiles in 10 of the 10 years it's been in existence.
- Management: The fund's management has been in place for 26.31 years.
- Style: The fund has landed in its primary style box — Large Growth — 100 % of the time over the past three years.
- Net Expense: The fund's expense ratio of 0.57 is 47.22% lower than the Diversified Emerging Mkts category average.

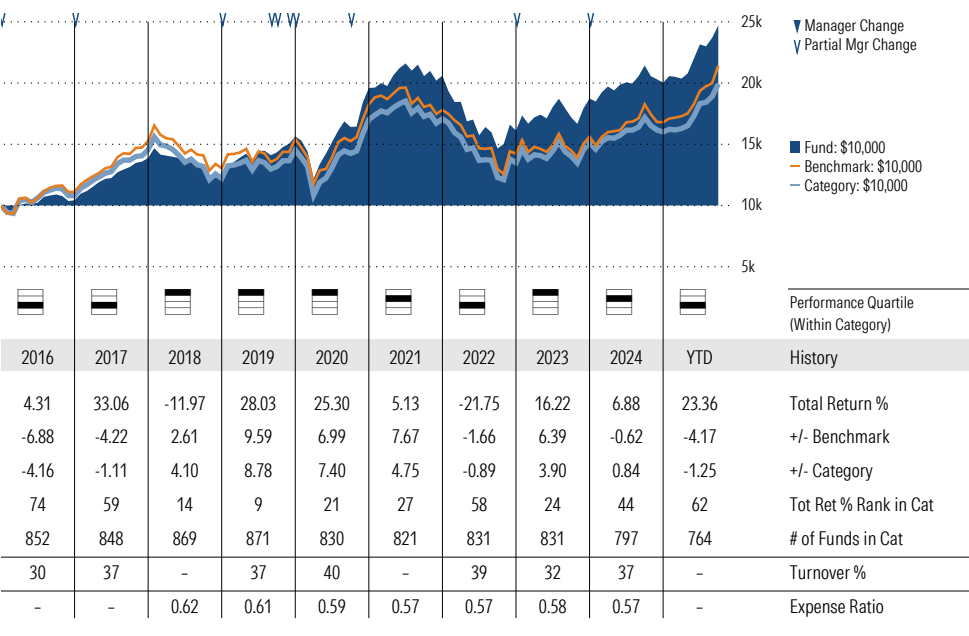
Morningstar Investment Management LLC Analysis

This fund passes all of Morningstar Investment Management's quantitative screens. Morningstar Investment Management has also assessed the fund from a qualitative perspective and, as a fiduciary, is comfortable recommending the fund's use in retirement plans.

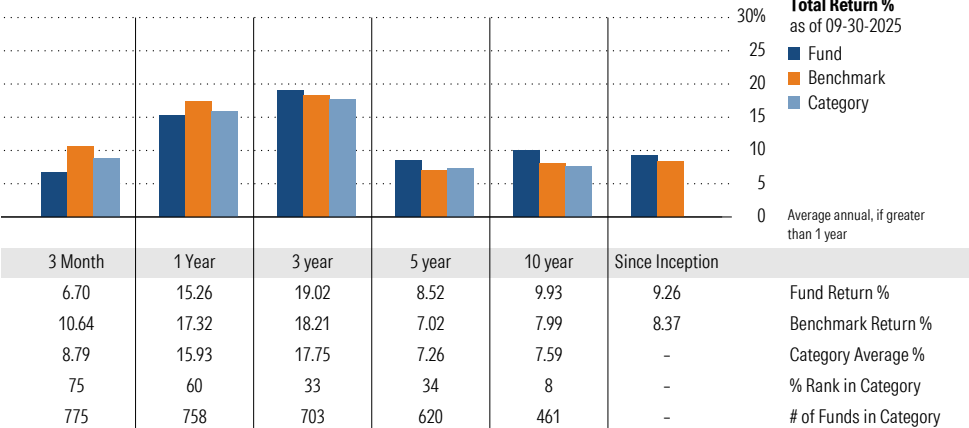
ESG Metrics

Metric	Rating	Updated
Sustainability Rating	3	08-31-2025
Carbon Risk Score	Medium Risk	12-31-2022
ESG Commitment	1-Low	02-15-2022

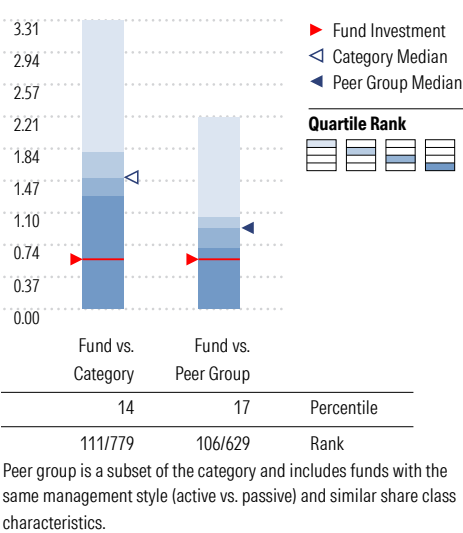
Growth of \$10,000



Trailing Performance



Net Expense



3-Year Risk Metrics

	Fund	Bmark	Cat
Alpha	5.24	-	1.14
Beta	0.73	-	0.91
R-Squared	79.67	-	86.04
Standard Deviation	12.80	15.75	15.43
Sharpe Ratio	1.05	0.83	0.82
Tracking Error	7.21	-	5.72
Information Ratio	0.11	-	-0.07
Up Capture Ratio	84.83	-	92.73
Down Capture Ratio	61.75	-	87.42

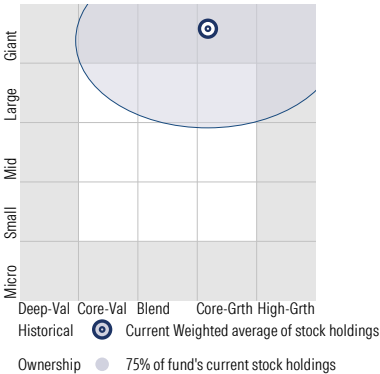
Portfolio Metrics

	Fund	Bmark	Cat
Price/Earnings Ratio	16.62	14.23	13.69
Price/Book Ratio	3.14	2.02	2.08
Geom Avg Mkt Cap \$B	95.48	65.29	69.39
ROE	26.38	19.48	21.18

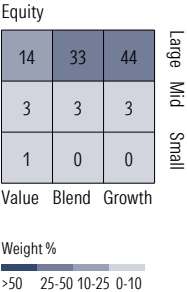
American Funds New World R6 RNWGX

Morningstar Category Diversified Emerging Mkts
Morningstar Index MSCI EM NR USD

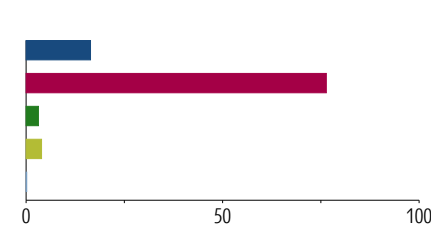
Style Analysis as of 09-30-2025
Morningstar Style Box™



Style Breakdown

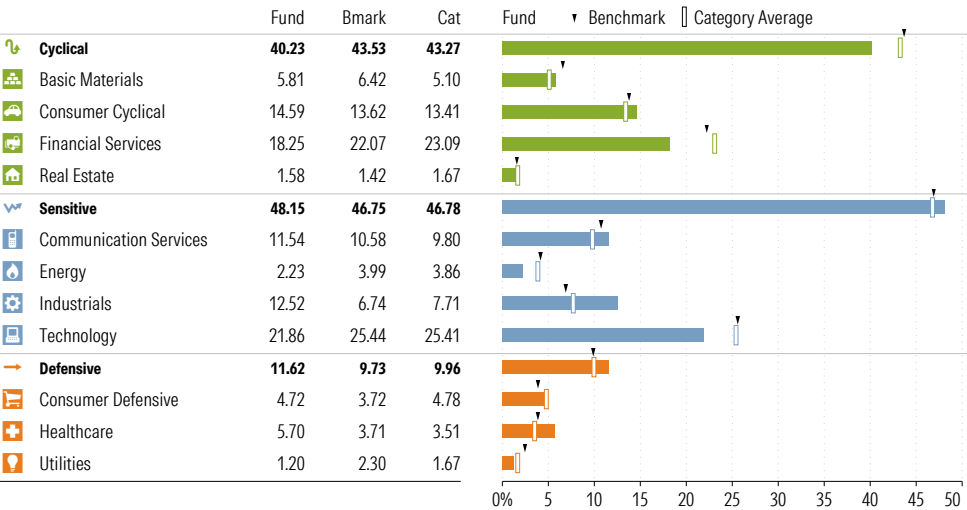


Asset Allocation as of 09-30-2025

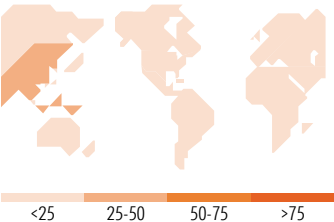


Asset Class	Net %	Cat%
US Stocks	16.39	2.47
Non-US Stocks	76.39	95.68
Bonds	3.13	0.03
Cash	3.93	1.64
Other	0.16	0.18
Total	100.00	100.00

Sector Weighting as of 09-30-2025



World Regions % Equity 09-30-2025



Greater Asia	Fund % 48.07	Cat % 74.80	Americas	Fund % 30.42	Cat % 13.77	Greater Europe	Fund % 21.52	Cat % 11.42	Market Maturity	Fund %
Japan	2.74	0.04	North America	19.84	2.27	United Kingdom	3.42	0.50	Developed Markets	57.17
Australasia	0.00	0.03	Central/Latin	10.58	11.50	W euro-ex UK	12.78	1.86	Emerging Markets	42.83
Asia-4 Tigers	16.72	29.81				Emrgng Europe	0.59	2.32	Not Available	0.00
Asia-ex 4 Tigers	28.61	44.92				Africa	4.73	6.74		
Not Classified	0.00	0.00								

Top 10 Holdings as of 09-30-2025

Name	% Net Asset	Cumulative %	YTD Return %	Morningstar Sector
⊖ Taiwan Semiconductor Manufacturing Co Ltd	7.20	7.20	-	Technology
⊕ Capital Group Central Cash Fund	3.75	10.95	-	-
⊕ Tencent Holdings Ltd	2.92	13.87	-	Communication Svc
⊖ Microsoft Corp	2.07	15.94	23.47	Technology
⊖ MercadoLibre Inc	1.97	17.92	37.43	Consumer Cyclical
⊖ SK Hynix Inc	1.64	19.56	-	Technology
⊖ Broadcom Inc	1.61	21.16	43.06	Technology
⊖ Airbus SE	1.46	22.63	-	Industrials
⊕ NVIDIA Corp	1.44	24.07	38.96	Technology
⊖ Meta Platforms Inc Class A	1.29	25.36	25.69	Communication Svc

Total Holdings 593

⊕ Increase ⊖ Decrease ✨ New to Portfolio

PIMCO Commodity Real Ret Strat Instl PCRIX

Morningstar Category
Commodities Broad Basket

Morningstar Index
Bloomberg Commodity TR USD

Portfolio Manager(s)

Greg Sharenow since 11-2018
Stephen Rodosky since 01-2019
Andrew Dewitt since 02-2022
Daniel He since 06-2025
Michael Cudzil since 06-2025

Quantitative Screens

✔ Performance: The fund has finished in the Commodities Broad Basket category's top three quartiles in 8 of the 10 years it's been in existence.

✔ Management: The fund's management has been in place for 6.92 years.

Style Consistency is not calculated for Fixed Income funds.

✔ Net Expense: The fund's expense ratio of 0.9 is 7.22% lower than the Commodities Broad Basket category average.

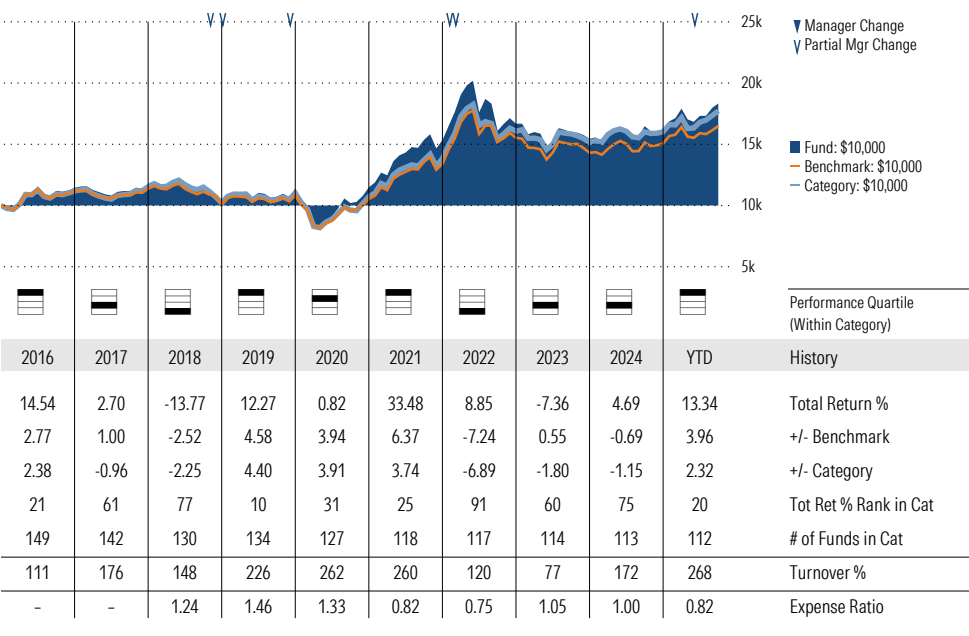
Morningstar Investment Management LLC Analysis

This fund passes all of Morningstar Investment Management's quantitative screens. Morningstar Investment Management has also assessed the fund from a qualitative perspective and, as a fiduciary, is comfortable recommending the fund's use in retirement plans.

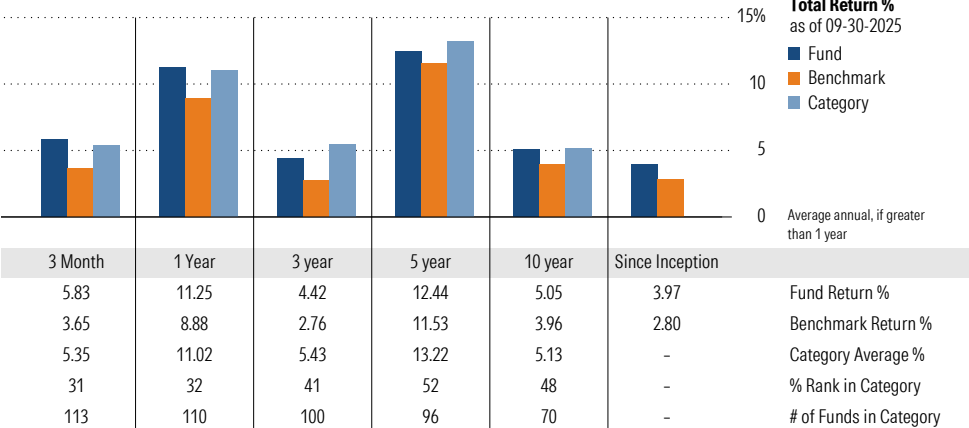
ESG Metrics

Metric	Rating	Updated
Sustainability Rating	3	08-31-2025

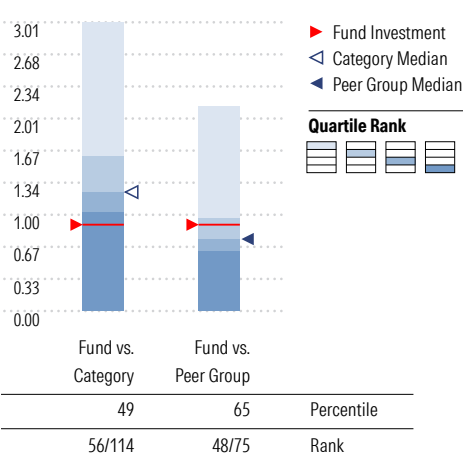
Growth of \$10,000



Trailing Performance



Net Expense



3-Year Risk Metrics

	Fund	Bmark	Cat
Alpha	1.51	-	2.09
Beta	1.06	-	0.94
R-Squared	95.11	-	81.99
Standard Deviation	10.62	9.77	10.36
Sharpe Ratio	0.00	-0.18	0.00
Tracking Error	2.42	-	4.06
Information Ratio	0.69	-	0.28
Up Capture Ratio	110.43	-	94.48
Down Capture Ratio	99.25	-	78.15

Portfolio Metrics

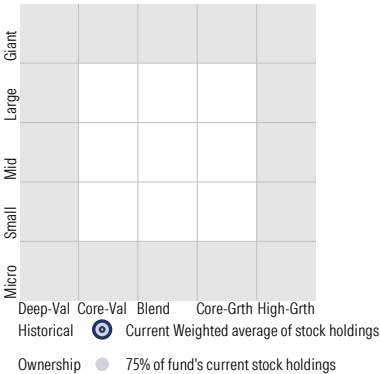
	Fund	Bmark	Cat
Price/Earnings Ratio	12.27	-	-
Price/Book Ratio	3.56	-	1.52
Geom Avg Mkt Cap \$B	16.44	-	15.01
ROE	29.97	-	11.03

PIMCO Commodity Real Ret Strat Instl PCRIX

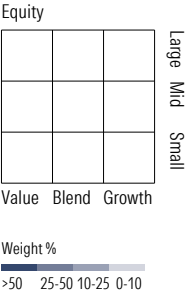
Morningstar Category
Commodities Broad Basket

Morningstar Index
Bloomberg Commodity TR USD

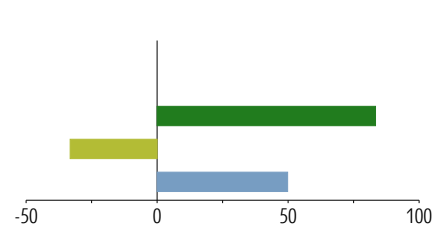
Style Analysis as of 09-30-2025
Morningstar Style Box™



Style Breakdown

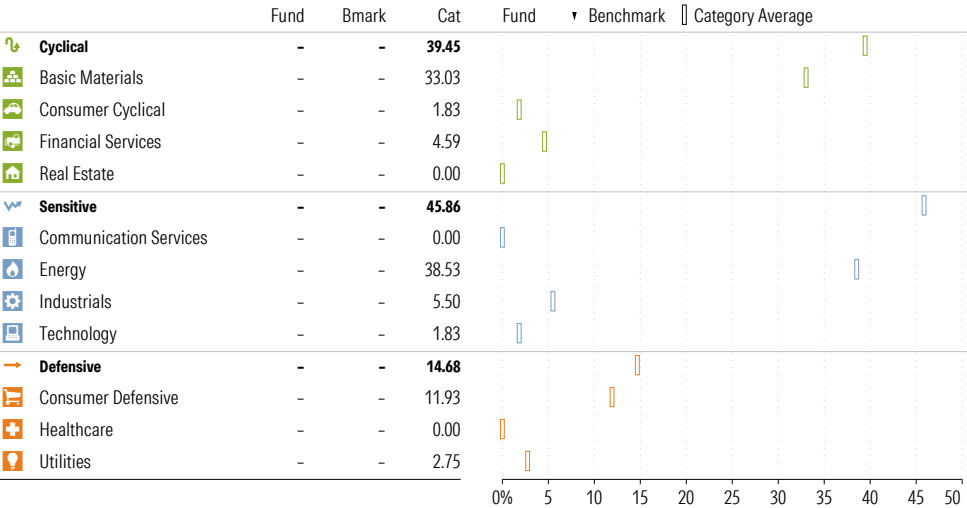


Asset Allocation as of 09-30-2025



Asset Class	Net %	Cat%
US Stocks	0.00	3.74
Non-US Stocks	0.00	0.87
Bonds	83.36	28.38
Cash	-33.19	46.36
Other	49.82	20.65
Total	100.00	100.00

Sector Weighting as of 09-30-2025



Top 15 Holdings as of 09-30-2025

Name	% Net Asset	Cumulative %	YTD Return %	Morningstar Sector
⊖ 2 Year Treasury Note Future Sept 25	26.20	26.20	-	-
⊕ 3 Month Euribor Future Sept26	21.18	47.38	-	-
⊖ 3 Month Euribor Future Sept25	21.17	68.55	-	-
⊕ IRS EUR 2.25000 09/17/25-10Y LCH Pay	15.15	83.70	-	-
⊕ IRS EUR 2.25000 09/17/25-10Y LCH Receive	14.68	98.38	-	-
⊕ JAPANESE YEN Sold	13.93	112.31	-	-
⊕ Pimco Cayman Cmdty Fd Ltd Instl	13.80	126.11	-	-
⊖ U S TIPS REV REPO	13.64	139.75	-	-
⊕ JAPANESE YEN Purchased	13.44	153.19	-	-
⊕ TRS R 4.46/91282CDC2 BPS	12.41	165.59	-	-
⊕ 5 Year Treasury Note Future Sept 25	11.99	177.59	-	-
⊕ TRS R FEDL01+15/9128283R9 SOG	10.01	187.60	-	-
✱ Offset: Unsettled Trades	9.77	197.37	-	-
⊖ US Treasury Bond Future Sept 25	8.33	205.70	-	-
✱ Cash Offset	8.32	214.02	-	-

Total Holdings 670

⊕ Increase ⊖ Decrease ✱ New to Portfolio

Vanguard Inflation-Protected Secs Adm VAIPX

Morningstar Category
Inflation-Protected Bond

Morningstar Index
Bloomberg US Treasury US TIPS TR USD

Portfolio Manager(s)

John Madziyire since 11-2021

Quantitative Screens

- ✔ Performance: The fund has finished in the Inflation-Protected Bond category's top three quartiles in 10 of the 10 years it's been in existence.
- ✔ Management: The fund's management has been in place for 3.9 years.

Style Consistency is not calculated for Fixed Income funds.

- ✔ Net Expense: The fund's expense ratio of 0.1 is 85.29% lower than the Inflation-Protected Bond category average.

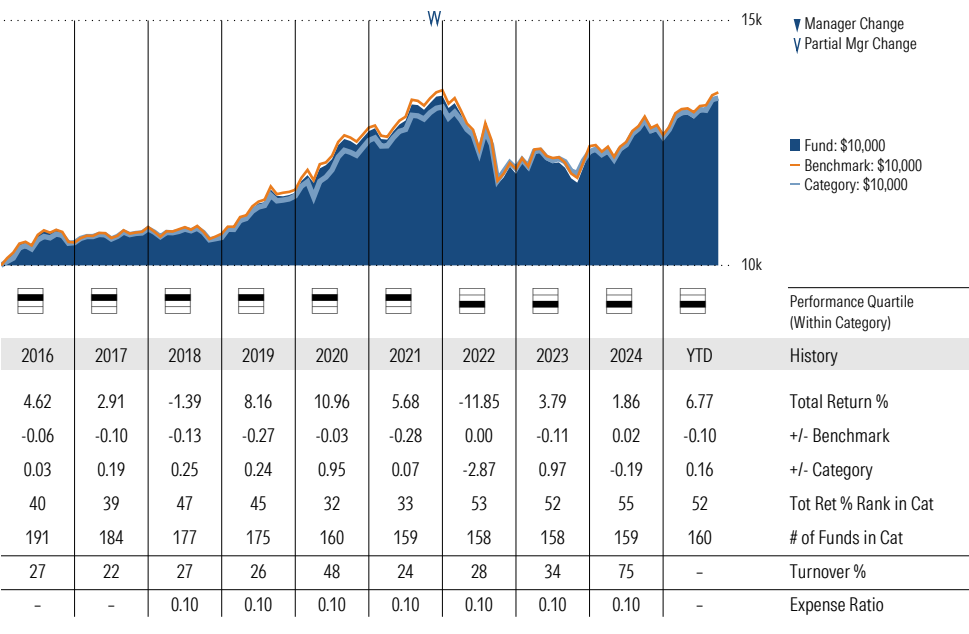
Morningstar Investment Management LLC Analysis

This fund passes all of Morningstar Investment Management's quantitative screens. Morningstar Investment Management has also assessed the fund from a qualitative perspective and, as a fiduciary, is comfortable recommending the fund's use in retirement plans.

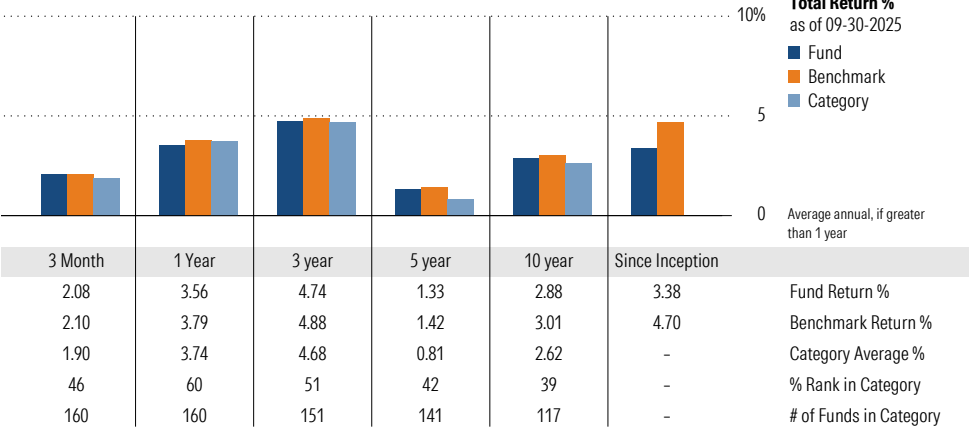
ESG Metrics

Metric	Rating	Updated
Sustainability Rating	3	08-31-2025

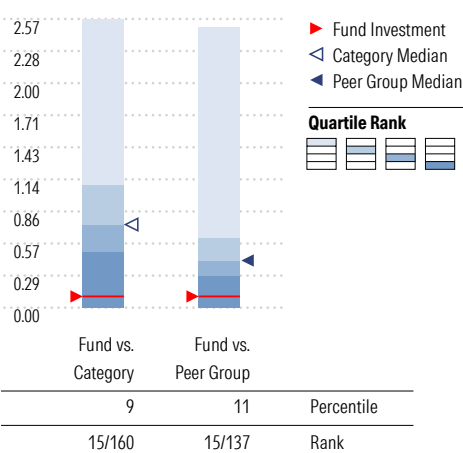
Growth of \$10,000



Trailing Performance



Net Expense



Peer group is a subset of the category and includes funds with the same management style (active vs. passive) and similar share class characteristics.

3-Year Risk Metrics

	Fund	Bmark	Cat
Alpha	-0.21	-	-0.08
Beta	1.02	-	0.99
R-Squared	99.75	-	94.42
Standard Deviation	4.82	4.73	5.36
Sharpe Ratio	-0.03	-0.01	-0.04
Tracking Error	0.25	-	1.49
Information Ratio	-0.55	-	-0.41
Up Capture Ratio	100.86	-	98.94
Down Capture Ratio	104.52	-	101.54

Portfolio Metrics

	Fund	Bmark	Cat
Avg Eff Duration	6.50	4.52	6.89
Avg Eff Maturity	7.30	-	7.77

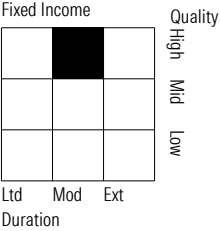
Vanguard Inflation-Protected Secs Adm VAIPX

Morningstar Category
Inflation-Protected Bond

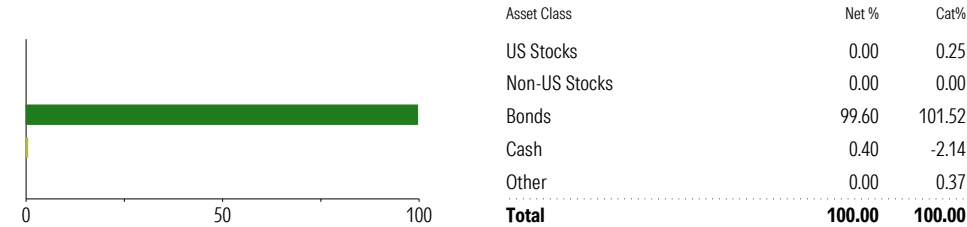
Morningstar Index
Bloomberg US Treasury US TIPS TR USD

Style Analysis as of 09-30-2025

Style Breakdown

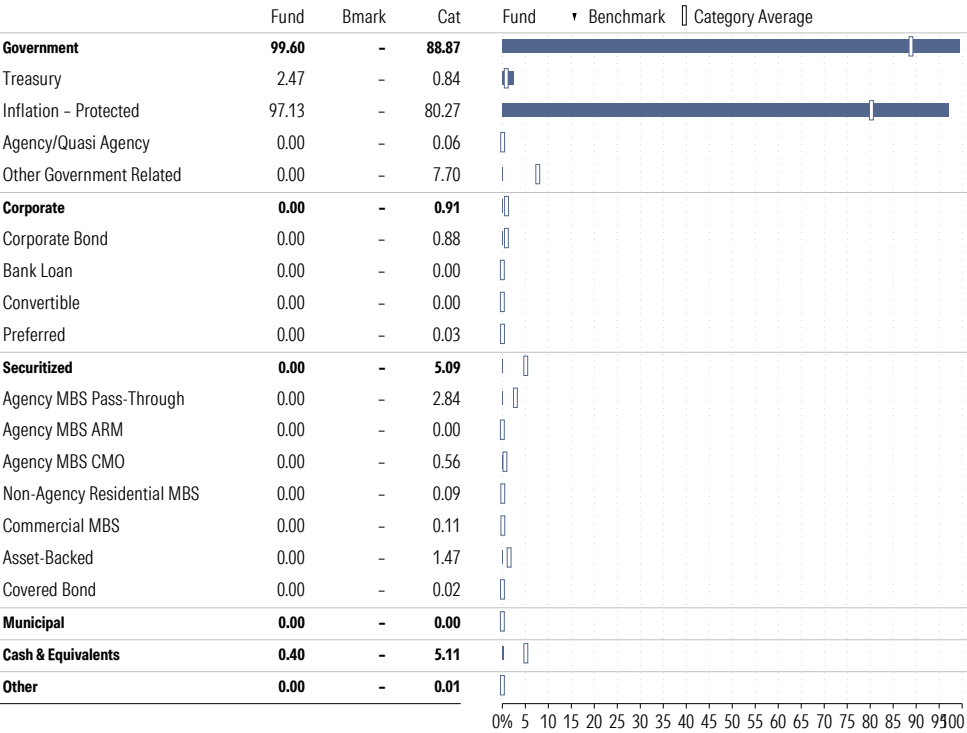


Asset Allocation as of 09-30-2025



Credit Rating Breakdown	Fund	Bmark	Cat
AAA	99.93	0.00	10.05
AA	0.00	99.60	86.92
A	0.00	0.00	0.78
BBB	0.00	0.00	1.20
BB	0.00	0.00	0.27
B	0.00	0.00	0.04
Below B	0.00	0.00	0.06
Not Rated	0.07	0.40	0.68

Sector Weighting as of 09-30-2025



Top 10 Holdings as of 09-30-2025

Name	Maturity Date	% Net Asset	Cumulative %	Fixed Income Sector
⊖ United States Treasury Notes	-	4.00	4.00	-
⊖ United States Treasury Notes	-	3.75	7.75	-
⊖ United States Treasury Notes	-	3.58	11.33	-
⊖ United States Treasury Notes	-	3.54	14.87	-
⊕ United States Treasury Notes	-	3.35	18.22	-
⊖ United States Treasury Notes	-	3.33	21.55	-
⊖ United States Treasury Notes	-	3.32	24.87	-
⊖ United States Treasury Notes	-	3.30	28.17	-
⊖ United States Treasury Notes	-	3.25	31.42	-
⊖ United States Treasury Notes	-	3.20	34.62	-

Total Holdings 60

⊕ Increase ⊖ Decrease ✱ New to Portfolio

Vanguard International Value Inv VTRIX

Morningstar Category
Foreign Large Value

Morningstar Index
MSCI EAFE NR USD

Portfolio Manager(s)

Michael Bennett since 05-2010
Michael Fry since 05-2010
Steven Morrow since 08-2012
A. Rama Krishna since 12-2012
Arjun Kumar since 10-2020
Shirley Woo since 10-2020

Quantitative Screens

- Performance: The fund has finished in the Foreign Large Value category's top three quartiles in 7 of the 10 years it's been in existence.
- Management: The fund's management has been in place for 15.35 years.
- Style: The fund has landed in its primary style box — Large Value — 8.33 % of the time over the past three years.
- Net Expense: The fund's expense ratio of 0.36 is 62.11% lower than the Foreign Large Value category average.

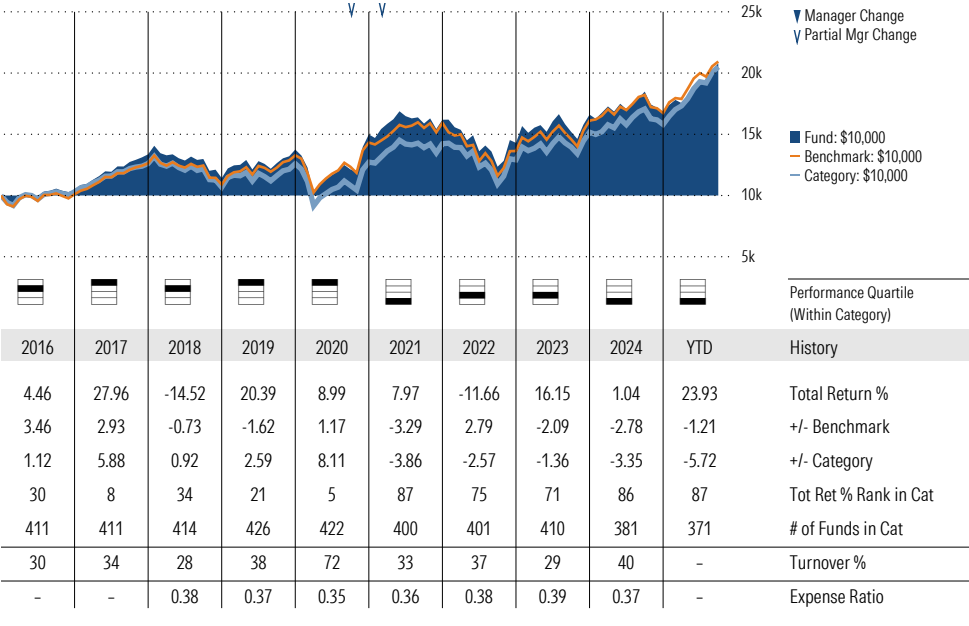
Morningstar Investment Management LLC Analysis

We are placing Vanguard International Value on watch due to a change in subadvisor. Vanguard announced on June 16th that they had replaced Lazard as a subadvisor with Altrinsic Global Investors, effectively immediately, due to performance concerns. Altrinsic, ARGA, and Sprucegrove will each manage 1/3 of the portfolio. We are placing the fund on watch while we monitor the new subadvisor mix.

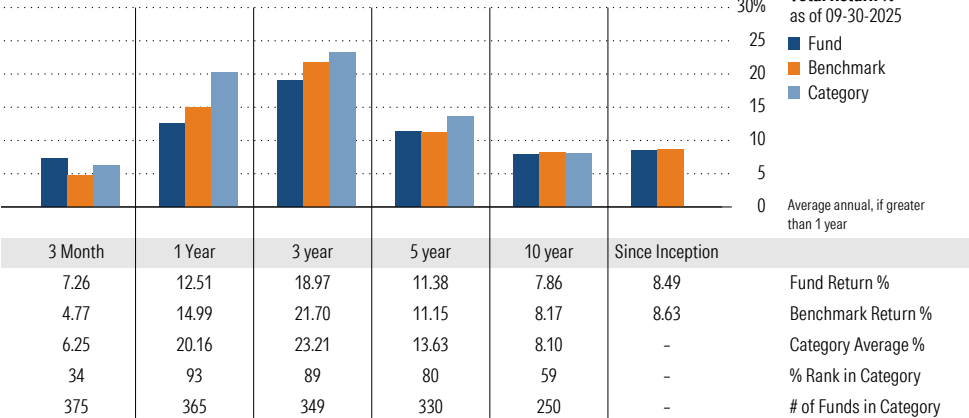
ESG Metrics

Metric	Rating	Updated
Sustainability Rating	3	08-31-2025
Carbon Risk Score	Medium Risk	12-31-2022

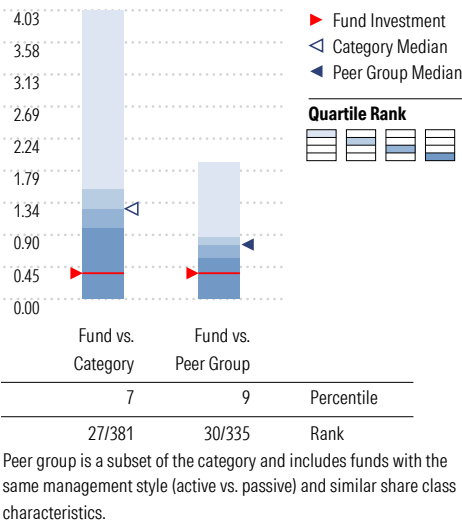
Growth of \$10,000



Trailing Performance



Net Expense



3-Year Risk Metrics

	Fund	Bmark	Cat
Alpha	-3.05	-	2.05
Beta	1.04	-	0.97
R-Squared	91.75	-	87.23
Standard Deviation	14.76	13.54	14.16
Sharpe Ratio	0.92	1.16	1.23
Tracking Error	4.28	-	5.11
Information Ratio	-0.64	-	0.38
Up Capture Ratio	97.61	-	99.60
Down Capture Ratio	114.19	-	86.15

Portfolio Metrics

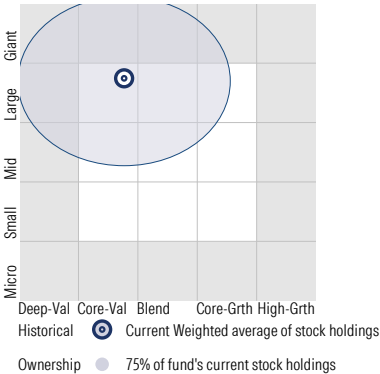
	Fund	Bmark	Cat
Price/Earnings Ratio	14.08	18.15	14.38
Price/Book Ratio	1.48	2.04	1.48
Geom Avg Mkt Cap \$B	30.09	62.57	44.25
ROE	14.15	17.79	14.13

Vanguard International Value Inv VTRIX

Morningstar Category
Foreign Large Value

Morningstar Index
MSCI EAFE NR USD

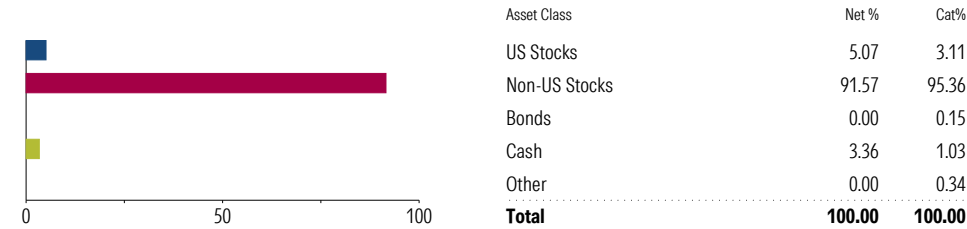
Style Analysis as of 09-30-2025
Morningstar Style Box™



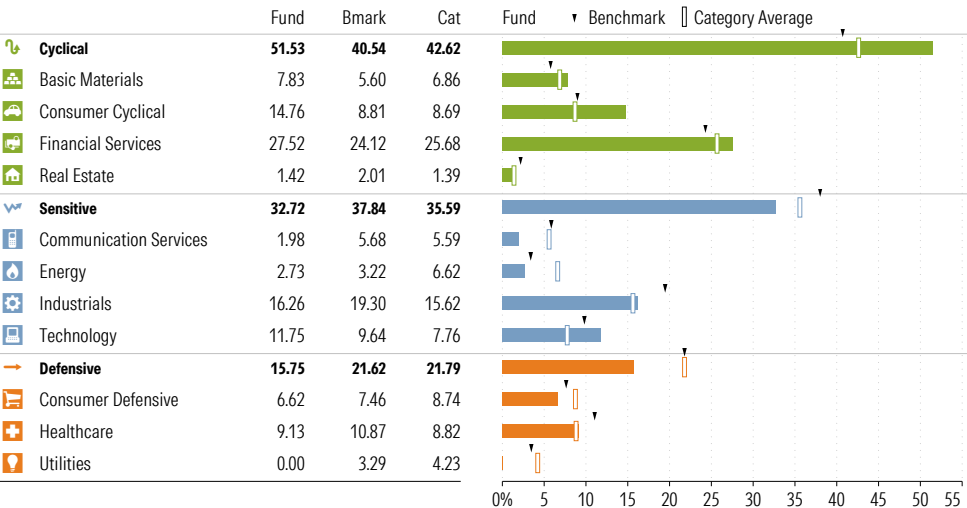
Style Breakdown




Asset Allocation as of 09-30-2025



Sector Weighting as of 09-30-2025



World Regions % Equity 09-30-2025



Top 10 Holdings as of 09-30-2025

Name	% Net Asset	Cumulative %	YTD Return %	Morningstar Sector
⊕ Mktliq 12/31/2049	3.09	3.09	-	-
⊖ STMicrollectronics NV	1.83	4.92	-	Technology
⊖ Kering SA	1.73	6.65	-	Consumer Cyclical
⊖ HSBC Holdings PLC	1.62	8.27	-	Financial Services
⊖ Nidec Corp	1.61	9.88	-	Industrials
⊕ Samsung Electronics Co Ltd DR	1.46	11.34	-	Technology
⊕ Nokia Oyj	1.41	12.75	-	Technology
⊕ GSK PLC	1.31	14.06	-	Healthcare
⊖ SK Hynix Inc	1.21	15.27	-	Technology
⊕ TotalEnergies SE	1.21	16.48	-	Energy

Total Holdings 208

⊕ Increase ⊖ Decrease ✨ New to Portfolio

Vanguard Real Estate Index Admiral VGSLX

Morningstar Category
Real Estate

Morningstar Index
S&P United States REIT TR USD

Portfolio Manager(s)

Gerard O'Reilly since 05-1996
Chris Nieves since 02-2025
Jena Stenger since 02-2025

Quantitative Screens

- Performance: The fund has finished in the Real Estate category's top three quartiles in 10 of the 10 years it's been in existence.
- Management: The fund's management has been in place for 29.4 years.
- Style: The fund has landed in its primary style box — Mid-Cap Blend — 91.43 % of the time over the past three years.
- Net Expense: The fund's expense ratio of 0.13 is 88.5% lower than the Real Estate category average.

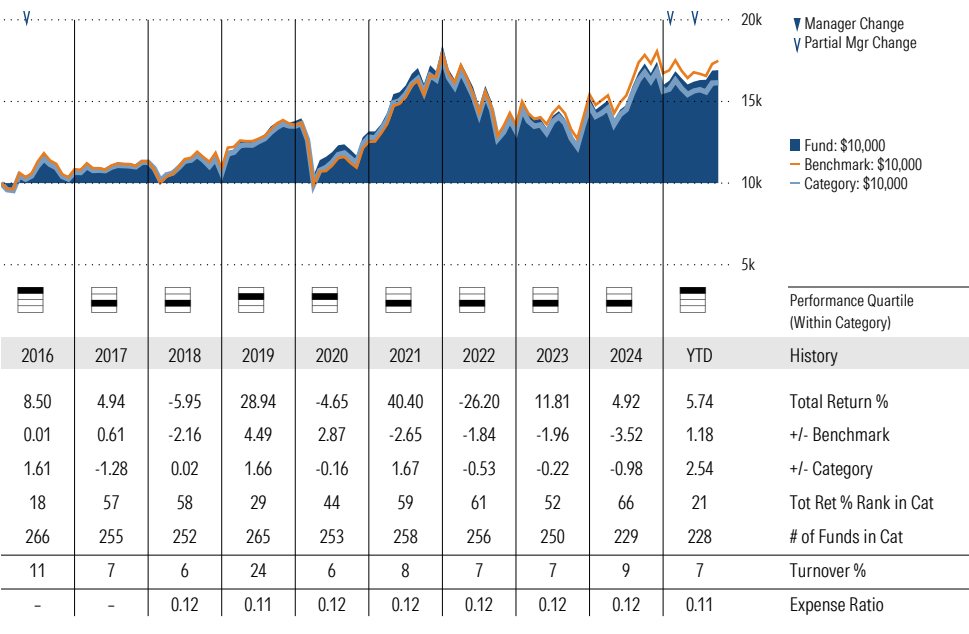
Morningstar Investment Management LLC Analysis

This fund passes all of Morningstar Investment Management's quantitative screens. Morningstar Investment Management has also assessed the fund from a qualitative perspective and, as a fiduciary, is comfortable recommending the fund's use in retirement plans.

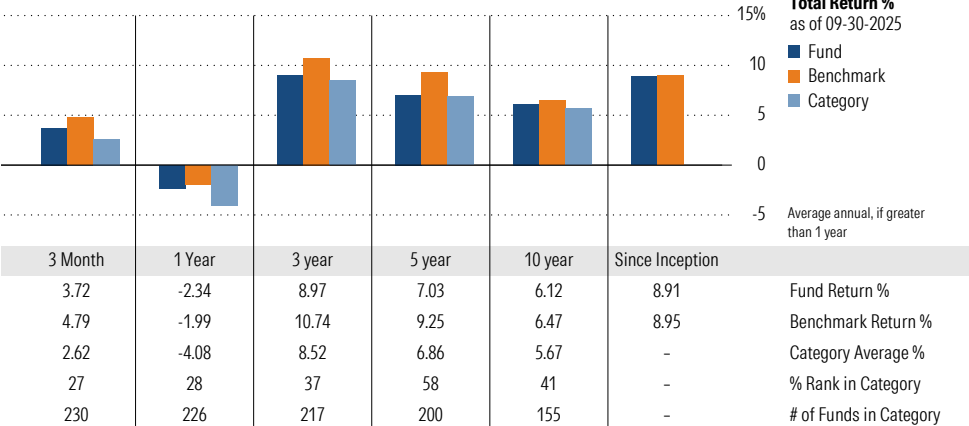
ESG Metrics

Metric	Rating	Updated
Sustainability Rating	2	08-31-2025
Carbon Risk Score	Low Risk	12-31-2022
ESG Commitment	1-Low	02-15-2022

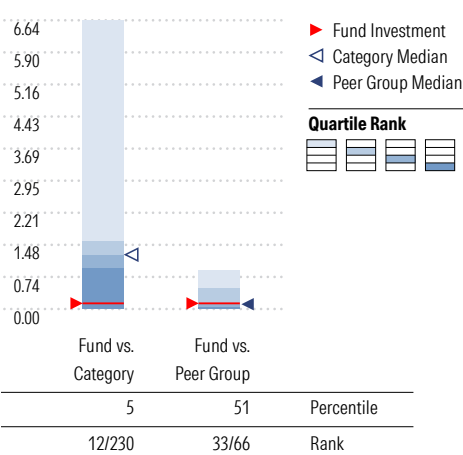
Growth of \$10,000



Trailing Performance



Net Expense



Peer group is a subset of the category and includes funds with the same management style (active vs. passive) and similar share class characteristics.

3-Year Risk Metrics

	Fund	Bmark	Cat
Alpha	-1.83	-	-1.92
Beta	1.03	-	0.96
R-Squared	97.63	-	93.09
Standard Deviation	17.73	17.05	16.96
Sharpe Ratio	0.29	0.39	0.22
Tracking Error	2.77	-	4.02
Information Ratio	-0.64	-	-0.71
Up Capture Ratio	96.26	-	90.53
Down Capture Ratio	102.45	-	97.73

Portfolio Metrics

	Fund	Bmark	Cat
Price/Earnings Ratio	32.98	38.46	35.69
Price/Book Ratio	2.40	2.42	2.89
Geom Avg Mkt Cap \$B	26.99	9.35	37.63
ROE	11.89	9.56	14.86

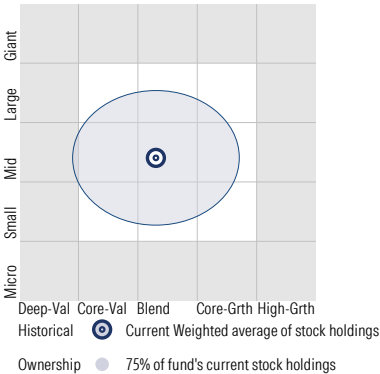
Vanguard Real Estate Index Admiral VGSLX

Morningstar Category
Real Estate

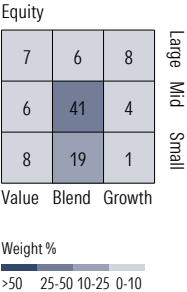
Morningstar Index
S&P United States REIT TR USD

Style Analysis as of 09-30-2025

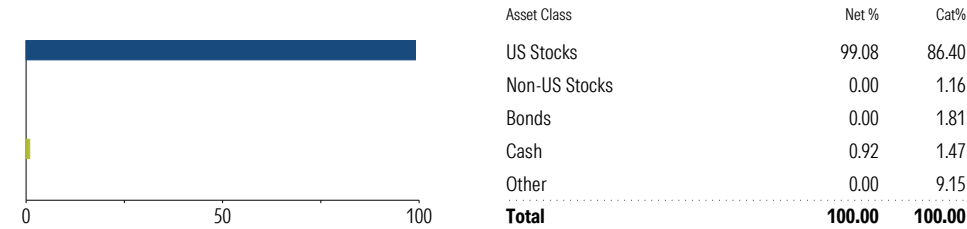
Morningstar Style Box™



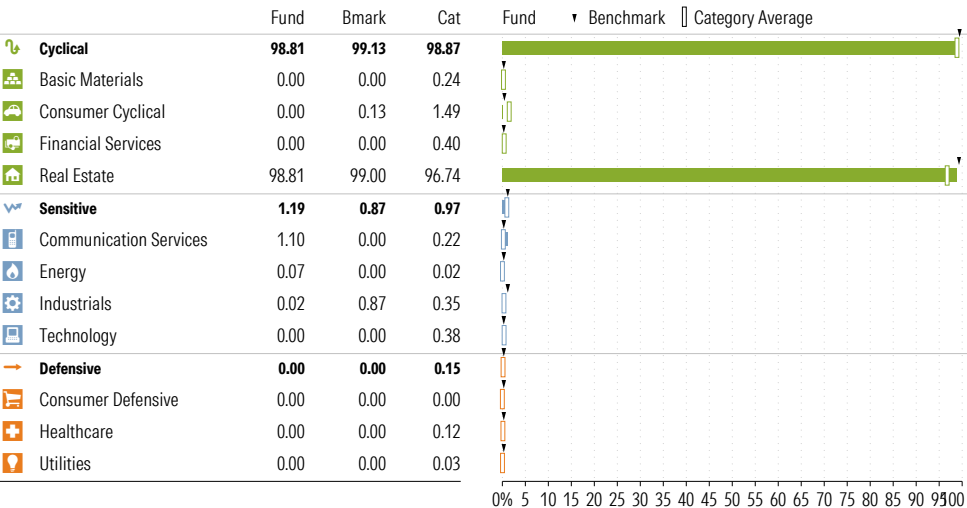
Style Breakdown



Asset Allocation as of 09-30-2025



Sector Weighting as of 09-30-2025



Top 15 Holdings as of 09-30-2025

Name	% Net Asset	Cumulative %	YTD Return %	Morningstar Sector
⊕ Vanguard Real Estate II Index	14.43	14.43	-	-
⊕ Welltower Inc	6.55	20.98	43.00	Real Estate
⊕ Prologis Inc	5.97	26.95	11.21	Real Estate
⊕ American Tower Corp	5.06	32.00	7.64	Real Estate
⊕ Equinix Inc	4.30	36.31	-15.44	Real Estate
⊕ Simon Property Group Inc	3.44	39.75	12.66	Real Estate
⊕ Digital Realty Trust Inc	3.27	43.02	-0.45	Real Estate
⊕ Realty Income Corp	3.08	46.11	18.33	Real Estate
⊕ CBRE Group Inc Class A	2.64	48.74	20.01	Real Estate
⊕ Public Storage	2.56	51.31	-0.53	Real Estate
⊕ Crown Castle Inc	2.36	53.67	10.38	Real Estate
⊕ CoStar Group Inc	1.99	55.66	17.85	Real Estate
⊕ Ventas Inc	1.77	57.43	21.29	Real Estate
⊕ VICI Properties Inc Ordinary Shares	1.76	59.20	16.14	Real Estate
⊕ Iron Mountain Inc	1.69	60.89	-0.78	Real Estate

Total Holdings 158

⊕ Increase ⊖ Decrease ✨ New to Portfolio