

American Funds 2010 Trgt Date Retire R6 RFTTX

Morningstar Category Target-Date 2000-2010  
Morningstar Index Morningstar Lifetime Mod 2010 TR USD

Portfolio Manager(s)

Wesley Phoa since 01-2012  
Michelle Black since 01-2020  
David Hoag since 01-2020  
Samir Mathur since 01-2020  
Shannon Ward since 01-2021  
Jessica Spaly since 01-2023  
William Robbins since 01-2024  
Raj Paramaguru since 01-2024

Quantitative Screens

- Performance: The fund has finished in the Target-Date 2000-2010 category's top three quartiles in 9 of the 10 years it's been in existence.
- Management: The fund's management has been in place for 13.76 years.
- Style: The fund has landed in its primary style box — Large Value — 54.55 % of the time over the past three years.
- Net Expense: The fund's expense ratio of 0.29 is 43.14% lower than the Target-Date 2000-2010 category average.

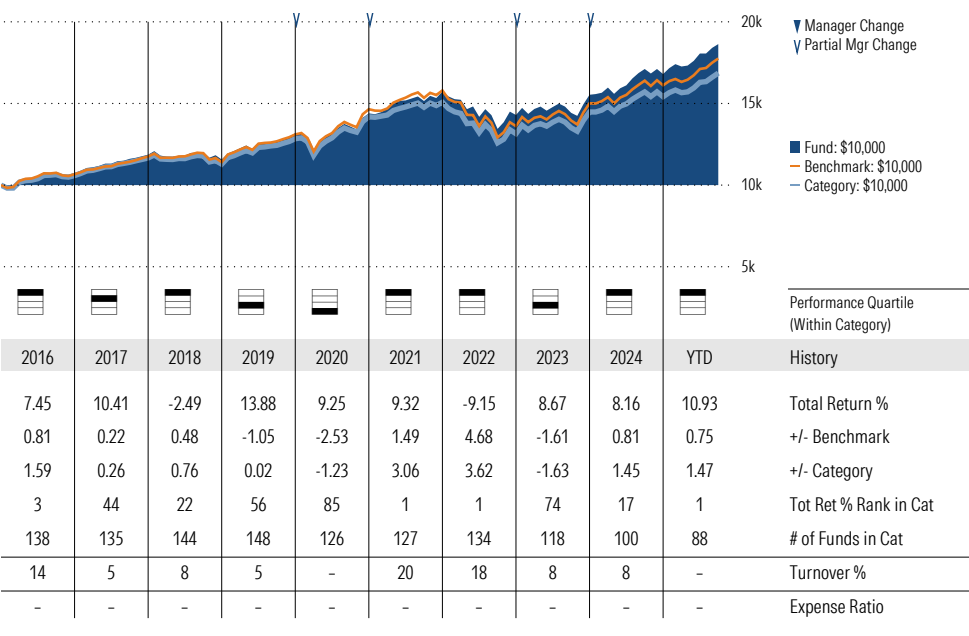
Morningstar Investment Management LLC Analysis

This fund fails our current style screen. Because this is a target-date fund, this screen failure does not concern us and we are still comfortable using this fund.

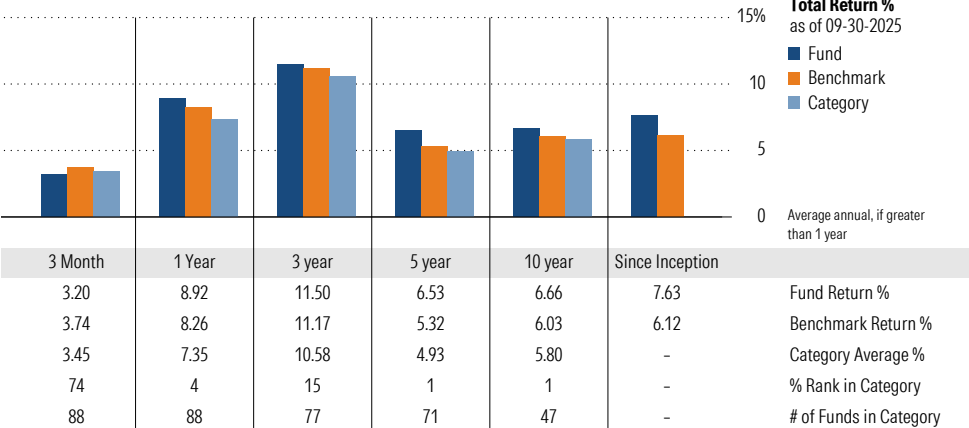
ESG Metrics

Metric	Rating	Updated
Sustainability Rating	3	08-31-2025

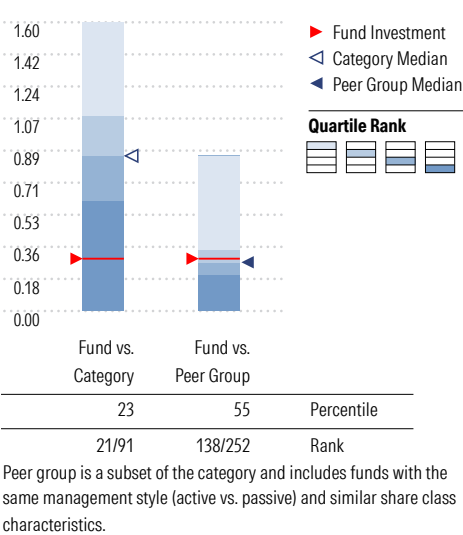
Growth of \$10,000



Trailing Performance



Net Expense



3-Year Risk Metrics

	Fund	Bmark	Cat
Alpha	0.84	-	-0.24
Beta	0.95	-	0.95
R-Squared	96.57	-	97.29
Standard Deviation	6.93	7.17	6.93
Sharpe Ratio	0.90	0.83	0.75
Tracking Error	1.33	-	1.22
Information Ratio	0.25	-	-0.60
Up Capture Ratio	98.65	-	93.59
Down Capture Ratio	91.74	-	94.70

Portfolio Metrics

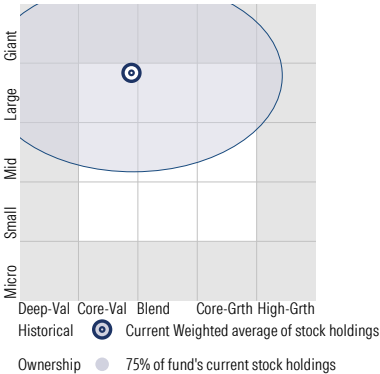
	Fund	Bmark	Cat
Price/Earnings Ratio	21.48	23.03	17.76
Price/Book Ratio	3.22	3.20	3.21
Avg Eff Duration	4.80	-	4.81

# American Funds 2010 Trgt Date Retire R6 RFTTX

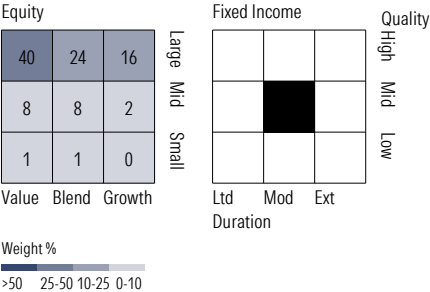
Morningstar Category  
Target-Date 2000-2010

Morningstar Index  
Morningstar Lifetime Mod 2010 TR USD

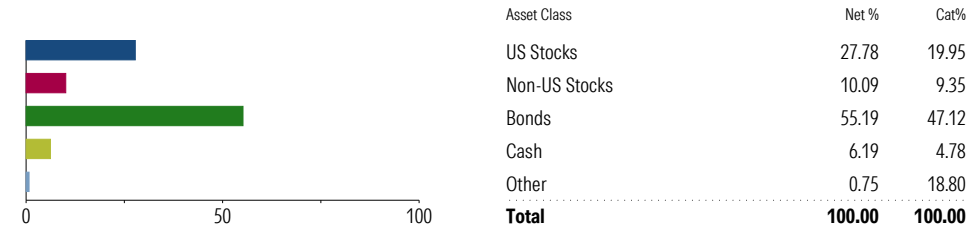
Style Analysis as of 09-30-2025  
Morningstar Style Box™



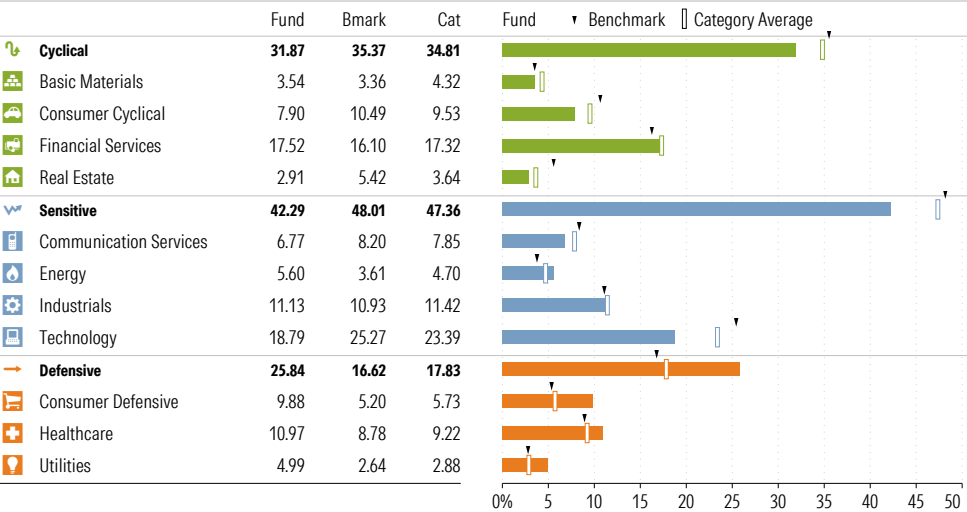
Style Breakdown



Asset Allocation as of 09-30-2025



Sector Weighting as of 09-30-2025



Top 10 Holdings as of 09-30-2025

Name	Maturity Date	% Net Asset	Cumulative %	YTD Return %	Morningstar Sector
⊖ American Funds Income Fund of Amer R6	-	18.15	18.15	-	-
⊕ American Funds Interim Bd Fd of Amer R6	-	11.30	29.45	-	-
⊖ American Funds Bond Fund of Amer R6	-	10.15	39.61	-	-
⊕ American Funds ST Bd Fd of Amer R6	-	8.45	48.06	-	-
⊕ American Funds Mortgage R6	-	7.30	55.36	-	-
⊖ American Funds Capital Income Bldr R6	-	7.00	62.36	-	-
⊖ American Funds American Balanced R6	-	7.00	69.36	-	-
⊖ American Funds Inflation Linked Bd R6	-	6.85	76.21	-	-
⊖ American Funds American Mutual R6	-	4.85	81.06	-	-
⊕ American Funds Strategic Bond R-6	-	4.15	85.21	-	-

Total Holdings 17

⊕ Increase ⊖ Decrease ✱ New to Portfolio

American Funds 2015 Trgt Date Retire R6 RFJTX

Morningstar Category  
Target-Date 2015

Morningstar Index  
Morningstar Lifetime Mod 2015 TR USD

Portfolio Manager(s)

Wesley Phoa since 01-2012  
Michelle Black since 01-2020  
Samir Mathur since 01-2020  
David Hoag since 01-2020  
Shannon Ward since 01-2021  
Jessica Spaly since 01-2023  
Raj Paramaguru since 01-2024  
William Robbins since 01-2024

Quantitative Screens

- Performance: The fund has finished in the Target-Date 2015 category's top three quartiles in 8 of the 10 years it's been in existence.
- Management: The fund's management has been in place for 13.76 years.
- Style: The fund has landed in its primary style box — Large Blend — 72.73 % of the time over the past three years.
- Net Expense: The fund's expense ratio of 0.3 is 43.4% lower than the Target-Date 2015 category average.

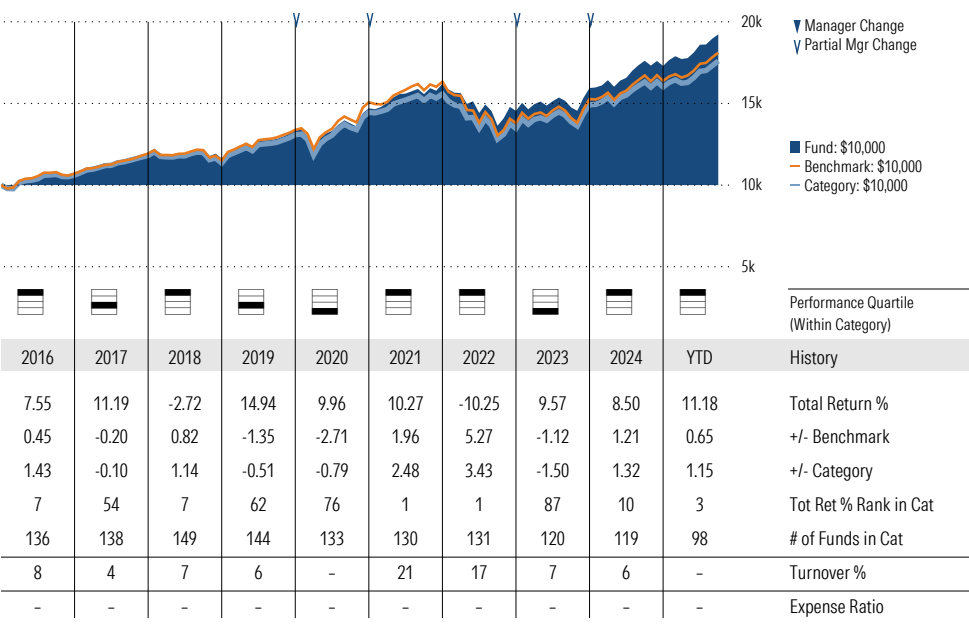
Morningstar Investment Management LLC Analysis

This fund passes all of Morningstar Investment Management's quantitative screens. Morningstar Investment Management has also assessed the fund from a qualitative perspective and, as a fiduciary, is comfortable recommending the fund's use in retirement plans.

ESG Metrics

Metric	Rating	Updated
Sustainability Rating	2	08-31-2025

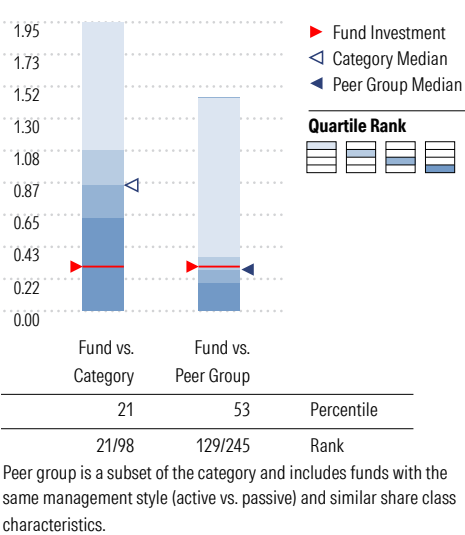
Growth of \$10,000



Trailing Performance



Net Expense



3-Year Risk Metrics

	Fund	Bmark	Cat
Alpha	1.61	-	0.29
Beta	0.90	-	0.94
R-Squared	96.99	-	98.02
Standard Deviation	7.26	7.95	7.52
Sharpe Ratio	0.94	0.80	0.79
Tracking Error	1.49	-	1.21
Information Ratio	0.39	-	-0.33
Up Capture Ratio	96.53	-	94.69
Down Capture Ratio	84.18	-	92.15

Portfolio Metrics

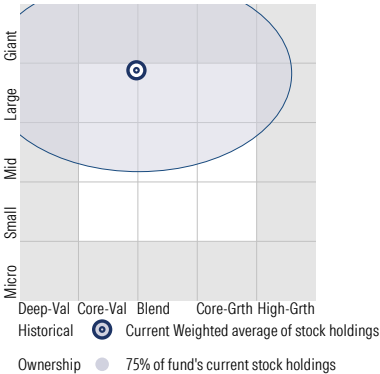
	Fund	Bmark	Cat
Price/Earnings Ratio	22.01	22.85	19.79
Price/Book Ratio	3.35	3.15	3.17
Avg Eff Duration	4.89	-	4.87

American Funds 2015 Trgt Date Retire R6 RFJTX

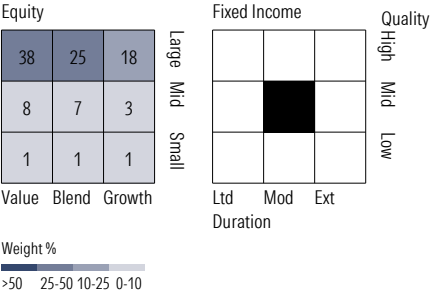
Morningstar Category  
Target-Date 2015

Morningstar Index  
Morningstar Lifetime Mod 2015 TR USD

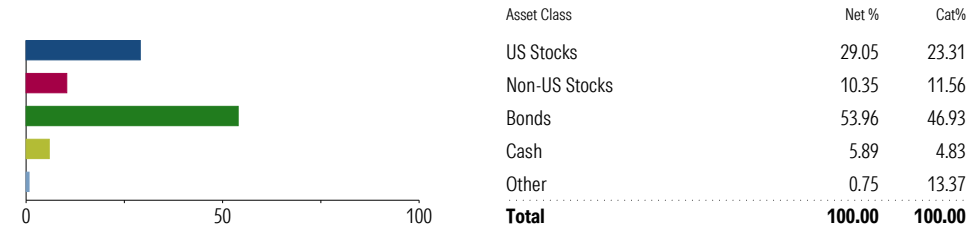
Style Analysis as of 09-30-2025  
Morningstar Style Box™



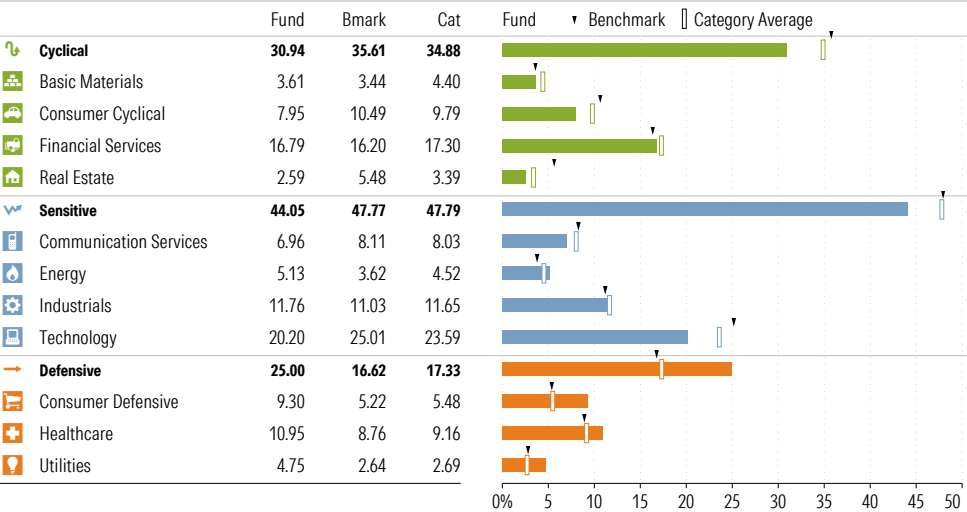
Style Breakdown



Asset Allocation as of 09-30-2025



Sector Weighting as of 09-30-2025



Top 10 Holdings as of 09-30-2025

Name	Maturity Date	% Net Asset	Cumulative %	YTD Return %	Morningstar Sector
⊖ American Funds Income Fund of Amer R6	-	13.75	13.75	-	-
⊖ American Funds Interm Bd Fd of Amer R6	-	9.30	23.05	-	-
⊖ American Funds Bond Fund of Amer R6	-	9.15	32.21	-	-
⊖ American Funds Inflation Linked Bd R6	-	7.85	40.06	-	-
⊖ American Funds American Balanced R6	-	7.00	47.06	-	-
⊖ American Funds Capital Income Bldr R6	-	6.15	53.21	-	-
⊖ American Funds Mortgage R6	-	6.15	59.36	-	-
⊖ American Funds American Mutual R6	-	5.86	65.22	-	-
⊕ American Funds ST Bd Fd of Amer R6	-	5.45	70.67	-	-
⊖ American Funds Capital World Gr&Inc R6	-	4.70	75.37	-	-

Total Holdings 19

⊕ Increase ⊖ Decrease ✱ New to Portfolio

American Funds 2020 Trgt Date Retire R6 RRCTX

Morningstar Category  
Target-Date 2020

Morningstar Index  
Morningstar Lifetime Mod 2020 TR USD

Portfolio Manager(s)

Wesley Phoa since 01-2012  
Samir Mathur since 01-2020  
Michelle Black since 01-2020  
David Hoag since 01-2020  
Shannon Ward since 01-2021  
Jessica Spaly since 01-2023  
Raj Paramaguru since 01-2024  
William Robbins since 01-2024

Quantitative Screens

- Performance: The fund has finished in the Target-Date 2020 category's top three quartiles in 9 of the 10 years it's been in existence.
- Management: The fund's management has been in place for 13.76 years.
- Style: The fund has landed in its primary style box — Large Blend — 81.82 % of the time over the past three years.
- Net Expense: The fund's expense ratio of 0.3 is 38.78% lower than the Target-Date 2020 category average.

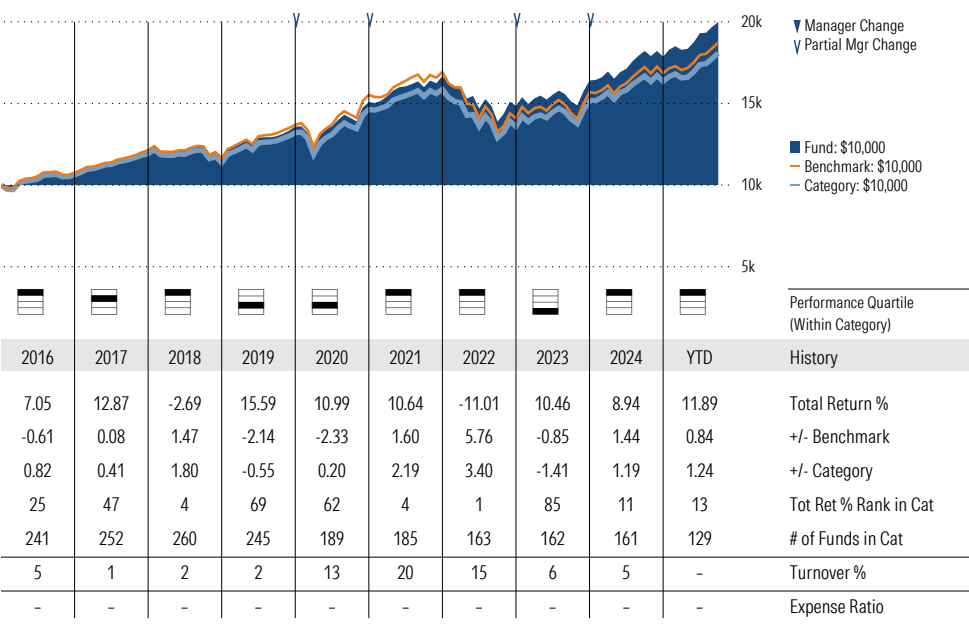
Morningstar Investment Management LLC Analysis

This fund passes all of Morningstar Investment Management's quantitative screens. Morningstar Investment Management has also assessed the fund from a qualitative perspective and, as a fiduciary, is comfortable recommending the fund's use in retirement plans.

ESG Metrics

Metric	Rating	Updated
Sustainability Rating	2	08-31-2025

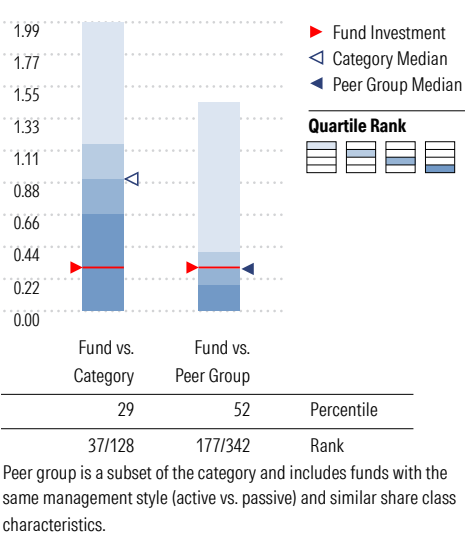
Growth of \$10,000



Trailing Performance



Net Expense



3-Year Risk Metrics

	Fund	Bmark	Cat
Alpha	2.10	-	0.76
Beta	0.87	-	0.92
R-Squared	97.16	-	98.18
Standard Deviation	7.69	8.71	8.06
Sharpe Ratio	0.98	0.81	0.84
Tracking Error	1.72	-	1.41
Information Ratio	0.41	-	-0.08
Up Capture Ratio	95.40	-	94.65
Down Capture Ratio	81.11	-	89.38

Portfolio Metrics

	Fund	Bmark	Cat
Price/Earnings Ratio	22.50	22.67	22.17
Price/Book Ratio	3.48	3.11	3.18
Avg Eff Duration	5.25	-	4.83

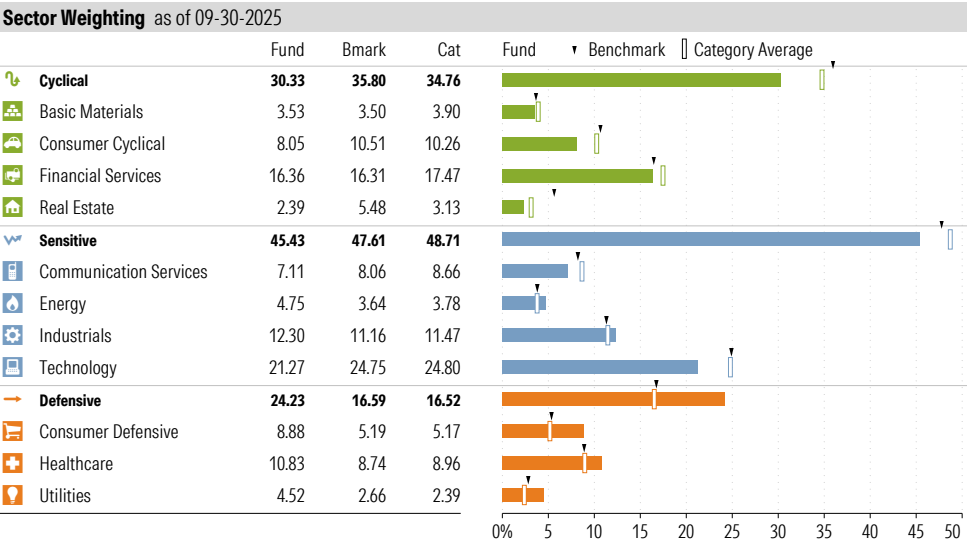
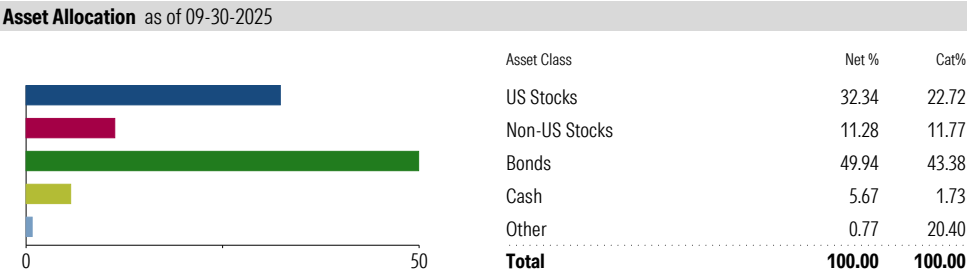
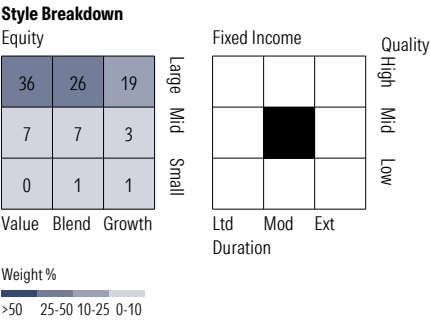
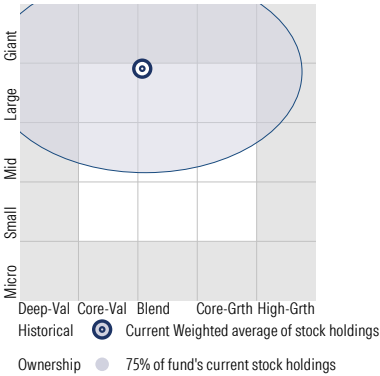
# American Funds 2020 Trgt Date Retire R6 RRCTX

Morningstar Category  
Target-Date 2020

Morningstar Index  
Morningstar Lifetime Mod 2020 TR USD

## Style Analysis as of 09-30-2025

Morningstar Style Box™



### Top 10 Holdings as of 09-30-2025

Name	Maturity Date	% Net Asset	Cumulative %	YTD Return %	Morningstar Sector
⊖ American Funds Income Fund of Amer R6	-	12.14	12.14	-	-
⊕ American Funds Bond Fund of Amer R6	-	8.22	20.37	-	-
⊖ American Funds Inflation Linked Bd R6	-	8.05	28.42	-	-
⊖ American Funds American Balanced R6	-	7.85	36.27	-	-
⊕ American Funds Interim Bd Fd of Amer R6	-	6.37	42.64	-	-
⊖ American Funds Mortgage R6	-	6.07	48.71	-	-
⊖ American Funds Capital Income Bldr R6	-	6.01	54.72	-	-
⊖ American Funds American Mutual R6	-	6.01	60.72	-	-
⊖ American Funds Capital World Gr&Inc R6	-	5.00	65.73	-	-
⊖ American Funds Washington Mutual R6	-	4.86	70.58	-	-

### Total Holdings 22

⊕ Increase ⊖ Decrease ✱ New to Portfolio

American Funds 2025 Trgt Date Retire R6 RFDTX

Morningstar Category Target-Date 2025  
Morningstar Index Morningstar Lifetime Mod 2025 TR USD

Portfolio Manager(s)

Wesley Phoa since 01-2012  
David Hoag since 01-2020  
Michelle Black since 01-2020  
Samir Mathur since 01-2020  
Shannon Ward since 01-2021  
Jessica Spaly since 01-2023  
Raj Paramaguru since 01-2024  
William Robbins since 01-2024

Quantitative Screens

- Performance: The fund has finished in the Target-Date 2025 category's top three quartiles in 10 of the 10 years it's been in existence.
- Management: The fund's management has been in place for 13.76 years.
- Style: The fund has landed in its primary style box — Large Blend — 100 % of the time over the past three years.
- Net Expense: The fund's expense ratio of 0.31 is 42.59% lower than the Target-Date 2025 category average.

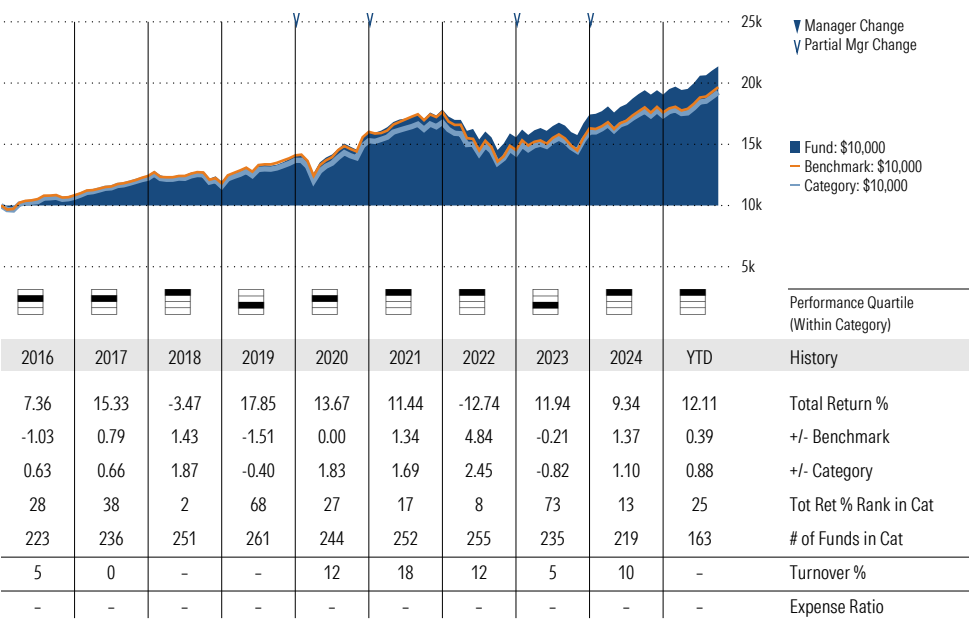
Morningstar Investment Management LLC Analysis

This fund passes all of Morningstar Investment Management's quantitative screens. Morningstar Investment Management has also assessed the fund from a qualitative perspective and, as a fiduciary, is comfortable recommending the fund's use in retirement plans.

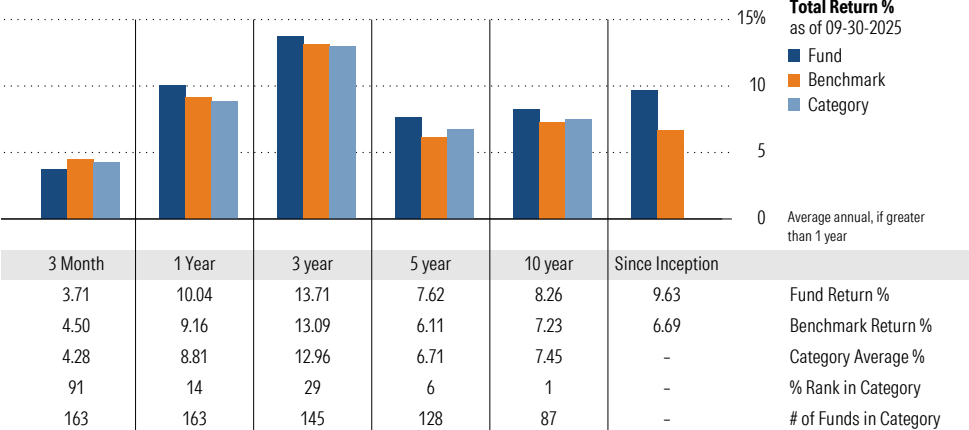
ESG Metrics

Metric	Rating	Updated
Sustainability Rating	3	08-31-2025
Carbon Risk Score	Low Risk	06-30-2022

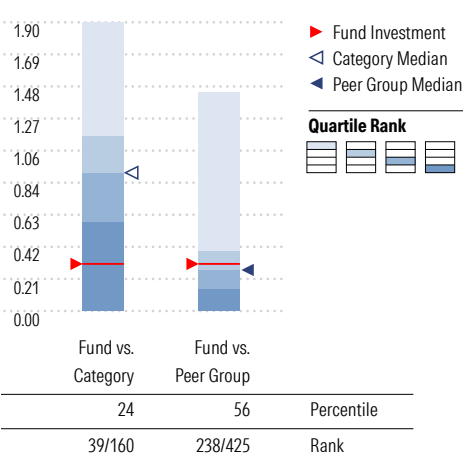
Growth of \$10,000



Trailing Performance



Net Expense



Peer group is a subset of the category and includes funds with the same management style (active vs. passive) and similar share class characteristics.

3-Year Risk Metrics

	Fund	Bmark	Cat
Alpha	2.40	-	1.03
Beta	0.85	-	0.90
R-Squared	97.67	-	97.99
Standard Deviation	8.09	9.44	8.59
Sharpe Ratio	1.03	0.83	0.89
Tracking Error	1.90	-	1.63
Information Ratio	0.33	-	0.03
Up Capture Ratio	93.15	-	93.76
Down Capture Ratio	77.45	-	87.13

Portfolio Metrics

	Fund	Bmark	Cat
Price/Earnings Ratio	23.01	22.49	21.20
Price/Book Ratio	3.61	3.07	3.16
Avg Eff Duration	5.30	-	4.64

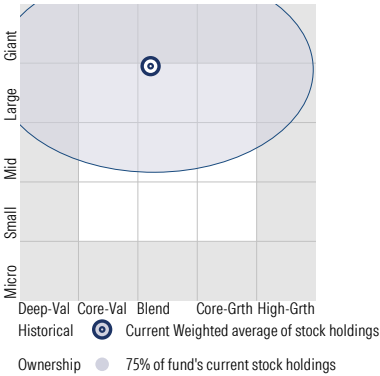
# American Funds 2025 Trgt Date Retire R6 RFDTX

Morningstar Category  
Target-Date 2025

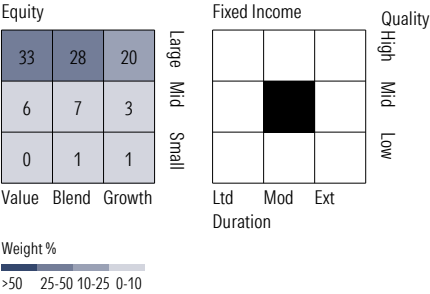
Morningstar Index  
Morningstar Lifetime Mod 2025 TR USD

## Style Analysis as of 09-30-2025

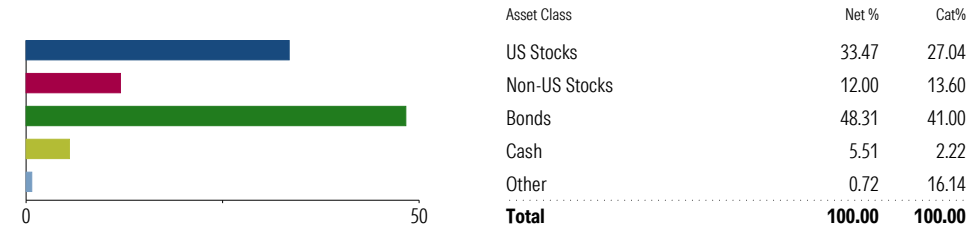
Morningstar Style Box™



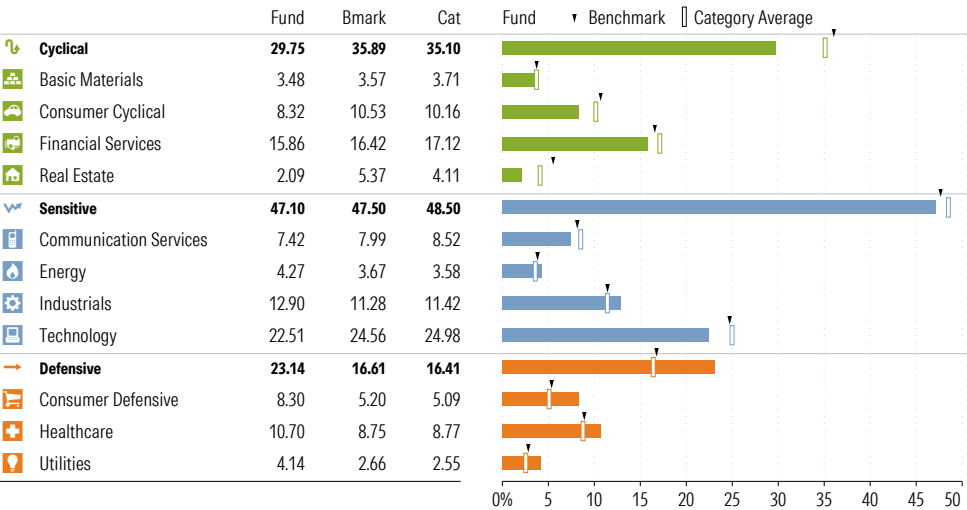
## Style Breakdown



## Asset Allocation as of 09-30-2025



## Sector Weighting as of 09-30-2025



## Top 10 Holdings as of 09-30-2025

Name	Maturity Date	% Net Asset	Cumulative %	YTD Return %	Morningstar Sector
⊖ American Funds Income Fund of Amer R6	-	8.60	8.60	-	-
⊖ American Funds Bond Fund of Amer R6	-	8.00	16.60	-	-
⊖ American Funds American Balanced R6	-	8.00	24.60	-	-
⊖ American Funds Inflation Linked Bd R6	-	7.99	32.59	-	-
⊖ American Funds American Mutual R6	-	6.00	38.59	-	-
⊕ American Funds Interm Bd Fd of Amer R6	-	6.00	44.59	-	-
⊕ American Funds Mortgage R6	-	6.00	50.60	-	-
⊖ American Funds Capital World Gr&Inc R6	-	5.85	56.45	-	-
⊖ American Funds Capital Income Bldr R6	-	5.15	61.60	-	-
⊖ American Funds Washington Mutual R6	-	5.00	66.61	-	-

## Total Holdings 22

⊕ Increase ⊖ Decrease ✱ New to Portfolio



American Funds 2030 Trgt Date Retire R6 RFETX

Morningstar Category  
Target-Date 2030

Morningstar Index  
Morningstar Lifetime Mod 2030 TR USD

Portfolio Manager(s)

Wesley Phoa since 01-2012  
David Hoag since 01-2020  
Michelle Black since 01-2020  
Samir Mathur since 01-2020  
Shannon Ward since 01-2021  
Jessica Spaly since 01-2023  
William Robbins since 01-2024  
Raj Paramaguru since 01-2024

Quantitative Screens

- Performance: The fund has finished in the Target-Date 2030 category's top three quartiles in 10 of the 10 years it's been in existence.
- Management: The fund's management has been in place for 13.76 years.
- Style: The fund has landed in its primary style box — Large Blend — 100 % of the time over the past three years.
- Net Expense: The fund's expense ratio of 0.33 is 41.07% lower than the Target-Date 2030 category average.

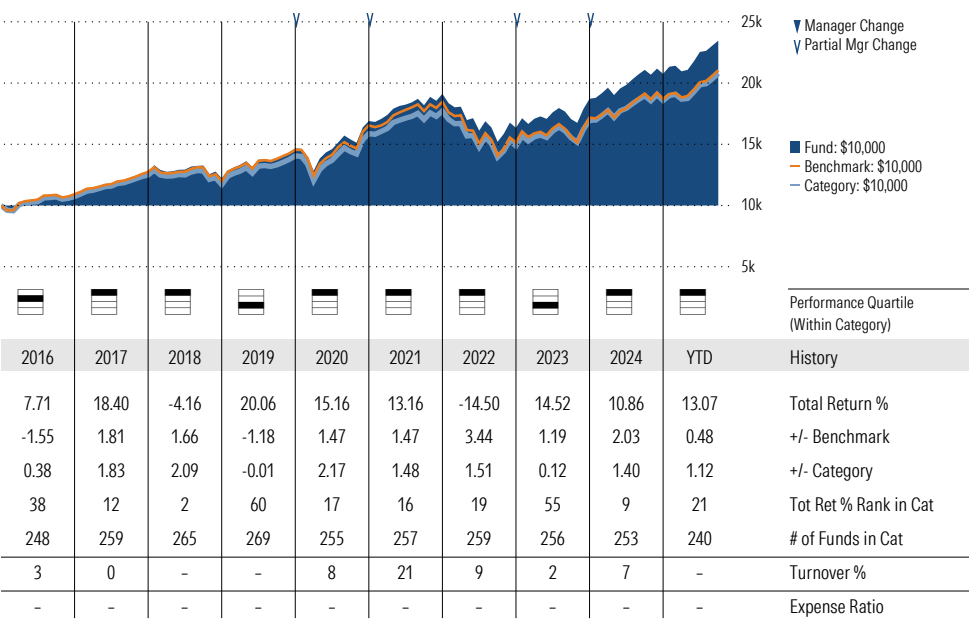
Morningstar Investment Management LLC Analysis

This fund passes all of Morningstar Investment Management's quantitative screens. Morningstar Investment Management has also assessed the fund from a qualitative perspective and, as a fiduciary, is comfortable recommending the fund's use in retirement plans.

ESG Metrics

Metric	Rating	Updated
Sustainability Rating	3	08-31-2025
Carbon Risk Score	Low Risk	12-31-2022

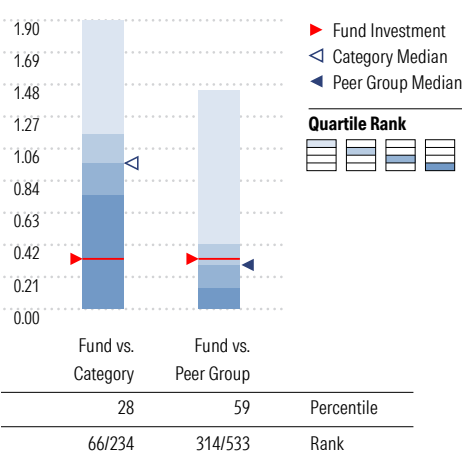
Growth of \$10,000



Trailing Performance



Net Expense



3-Year Risk Metrics

	Fund	Bmark	Cat
Alpha	2.68	-	1.04
Beta	0.88	-	0.91
R-Squared	97.66	-	97.75
Standard Deviation	9.05	10.20	9.42
Sharpe Ratio	1.11	0.89	0.94
Tracking Error	1.87	-	1.68
Information Ratio	0.65	-	0.10
Up Capture Ratio	96.39	-	94.74
Down Capture Ratio	80.12	-	88.49

Portfolio Metrics

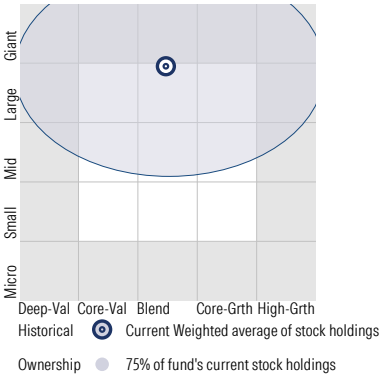
	Fund	Bmark	Cat
Price/Earnings Ratio	23.95	22.31	22.24
Price/Book Ratio	3.86	3.03	3.32
Avg Eff Duration	5.47	-	5.27

American Funds 2030 Trgt Date Retire R6 RFETX

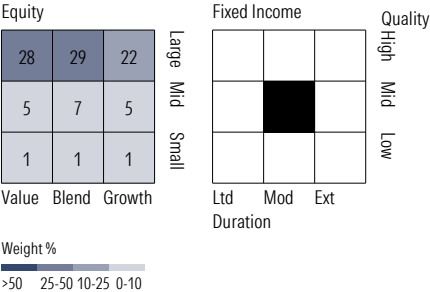
Morningstar Category  
Target-Date 2030

Morningstar Index  
Morningstar Lifetime Mod 2030 TR USD

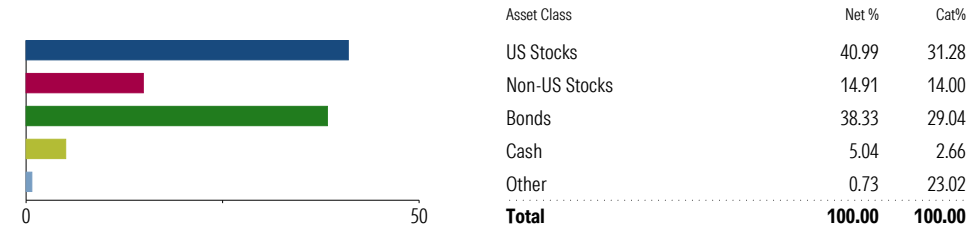
Style Analysis as of 09-30-2025  
Morningstar Style Box™



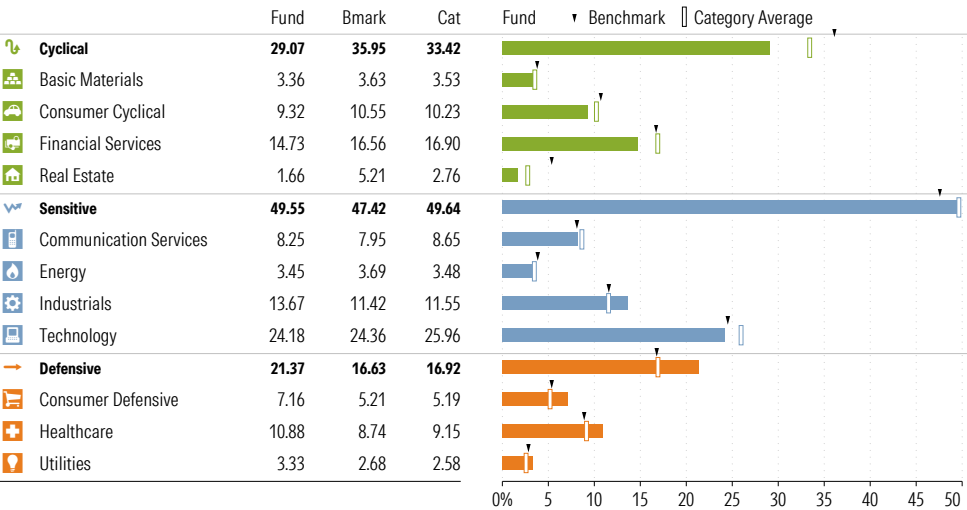
Style Breakdown



Asset Allocation as of 09-30-2025



Sector Weighting as of 09-30-2025



Top 10 Holdings as of 09-30-2025

Name	Maturity Date	% Net Asset	Cumulative %	YTD Return %	Morningstar Sector
⊖ American Funds American Balanced R6	-	8.28	8.28	-	-
⊕ American Funds Bond Fund of Amer R6	-	6.95	15.23	-	-
⊖ American Funds Capital World Gr&Inc R6	-	6.94	22.18	-	-
⊖ American Funds American Mutual R6	-	6.94	29.12	-	-
⊕ American Funds Inflation Linked Bd R6	-	6.09	35.21	-	-
⊖ American Funds AMCAP R6	-	5.63	40.84	-	-
⊖ American Funds Global Balanced R6	-	5.13	45.97	-	-
⊖ American Funds Washington Mutual R6	-	5.09	51.07	-	-
⊕ American Funds Interim Bd Fd of Amer R6	-	4.95	56.02	-	-
⊕ American Funds Mortgage R6	-	4.95	60.96	-	-

Total Holdings 25

⊕ Increase ⊖ Decrease ✱ New to Portfolio

American Funds 2035 Trgt Date Retire R6 RFFTX

Morningstar Category  
Target-Date 2035

Morningstar Index  
Morningstar Lifetime Mod 2035 TR USD

Portfolio Manager(s)

Wesley Phoa since 01-2012  
David Hoag since 01-2020  
Samir Mathur since 01-2020  
Michelle Black since 01-2020  
Shannon Ward since 01-2021  
Jessica Spaly since 01-2023  
William Robbins since 01-2024  
Raj Paramaguru since 01-2024

Quantitative Screens

- Performance: The fund has finished in the Target-Date 2035 category's top three quartiles in 10 of the 10 years it's been in existence.
- Management: The fund's management has been in place for 13.76 years.
- Style: The fund has landed in its primary style box — Large Blend — 81.82 % of the time over the past three years.
- Net Expense: The fund's expense ratio of 0.34 is 39.29% lower than the Target-Date 2035 category average.

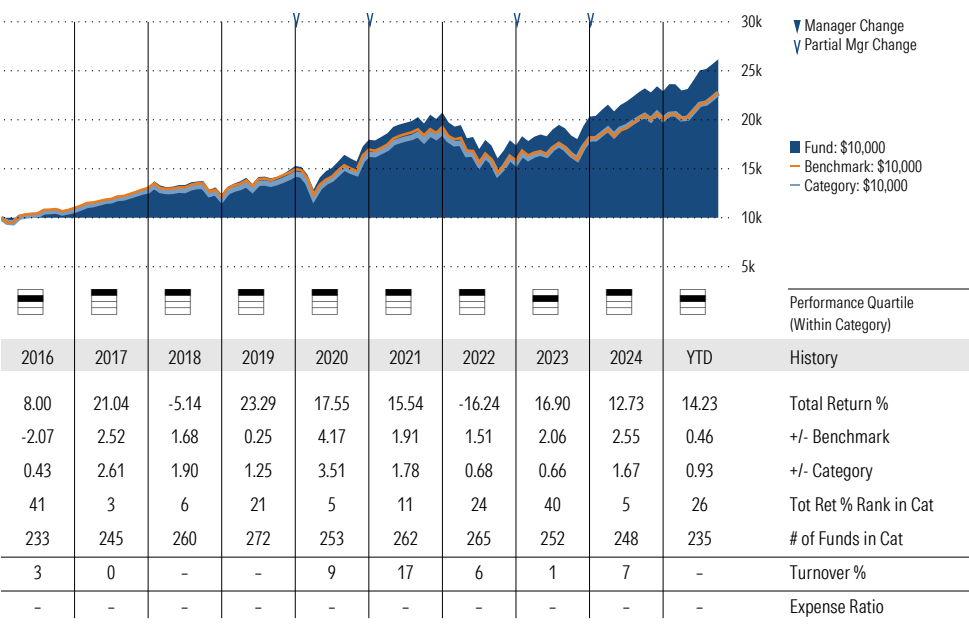
Morningstar Investment Management LLC Analysis

This fund passes all of Morningstar Investment Management's quantitative screens. Morningstar Investment Management has also assessed the fund from a qualitative perspective and, as a fiduciary, is comfortable recommending the fund's use in retirement plans.

ESG Metrics

Metric	Rating	Updated
Sustainability Rating	3	08-31-2025
Carbon Risk Score	Low Risk	12-31-2022

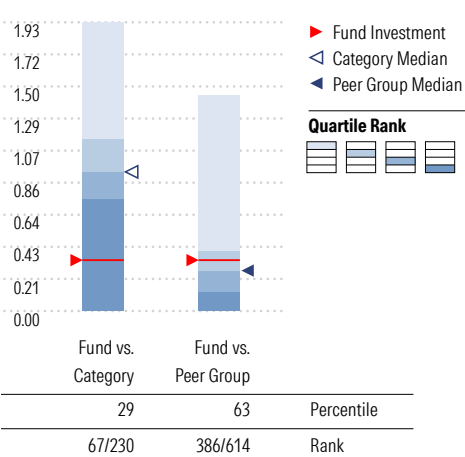
Growth of \$10,000



Trailing Performance



Net Expense



Peer group is a subset of the category and includes funds with the same management style (active vs. passive) and similar share class characteristics.

3-Year Risk Metrics

	Fund	Bmark	Cat
Alpha	2.89	-	1.10
Beta	0.90	-	0.94
R-Squared	97.26	-	97.53
Standard Deviation	10.00	10.99	10.46
Sharpe Ratio	1.19	0.97	1.03
Tracking Error	2.00	-	1.72
Information Ratio	0.81	-	0.26
Up Capture Ratio	98.10	-	97.18
Down Capture Ratio	81.44	-	90.91

Portfolio Metrics

	Fund	Bmark	Cat
Price/Earnings Ratio	24.28	22.12	22.75
Price/Book Ratio	3.95	2.99	3.26
Avg Eff Duration	5.51	-	6.04

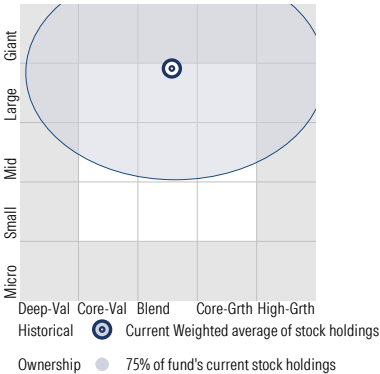
American Funds 2035 Trgt Date Retire R6 RFFTX

Morningstar Category  
Target-Date 2035

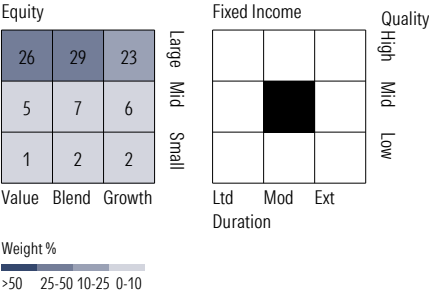
Morningstar Index  
Morningstar Lifetime Mod 2035 TR USD

Style Analysis as of 09-30-2025

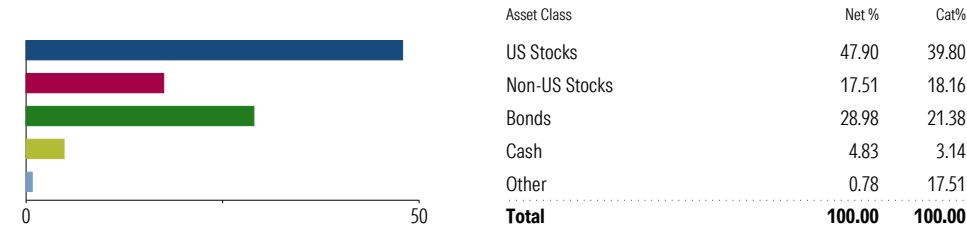
Morningstar Style Box™



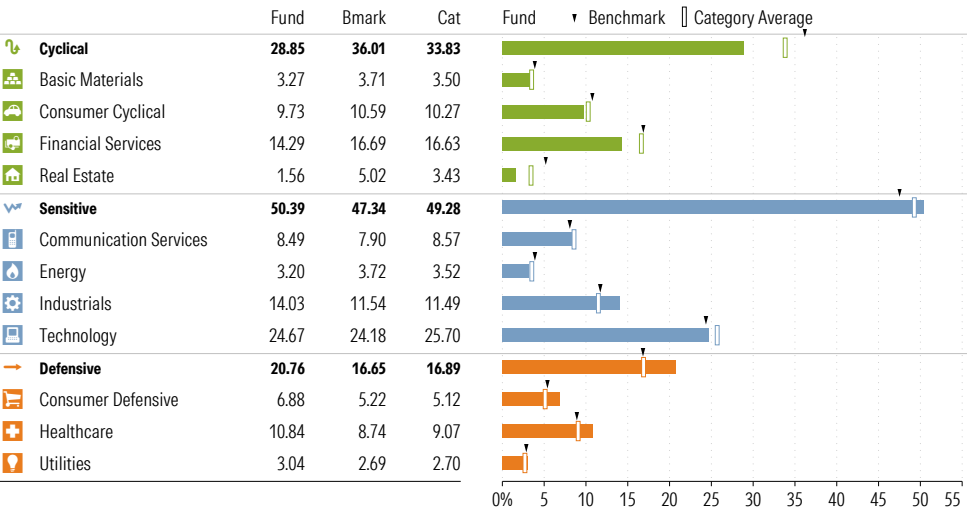
Style Breakdown



Asset Allocation as of 09-30-2025



Sector Weighting as of 09-30-2025



Top 10 Holdings as of 09-30-2025

Name	Maturity Date	% Net Asset	Cumulative %	YTD Return %	Morningstar Sector
⊕ American Funds American Balanced R6	-	8.26	8.26	-	-
⊖ American Funds Capital World Gr&Inc R6	-	7.08	15.34	-	-
⊖ American Funds American Mutual R6	-	7.08	22.42	-	-
⊖ American Funds AMCAP R6	-	6.08	28.50	-	-
⊖ American Funds Growth Fund of Amer R6	-	5.77	34.27	-	-
⊖ American Funds Fundamental Invs R6	-	5.63	39.90	-	-
⊖ American Funds Washington Mutual R6	-	5.08	44.98	-	-
⊕ American Funds Global Balanced R6	-	5.00	49.98	-	-
⊕ American Funds Inflation Linked Bd R6	-	4.94	54.92	-	-
⊕ American Funds US Government Sec R6	-	4.80	59.72	-	-

Total Holdings 26

⊕ Increase ⊖ Decrease ✱ New to Portfolio

American Funds 2040 Trgt Date Retire R6 RFGTX

Morningstar Category  
Target-Date 2040

Morningstar Index  
Morningstar Lifetime Mod 2040 TR USD

Portfolio Manager(s)

Wesley Phoa since 01-2012  
Samir Mathur since 01-2020  
David Hoag since 01-2020  
Michelle Black since 01-2020  
Shannon Ward since 01-2021  
Jessica Spaly since 01-2023  
Raj Paramaguru since 01-2024  
William Robbins since 01-2024

Quantitative Screens

- Performance: The fund has finished in the Target-Date 2040 category's top three quartiles in 10 of the 10 years it's been in existence.
- Management: The fund's management has been in place for 13.76 years.
- Style: The fund has landed in its primary style box — Large Blend — 63.64 % of the time over the past three years.
- Net Expense: The fund's expense ratio of 0.36 is 36.84% lower than the Target-Date 2040 category average.

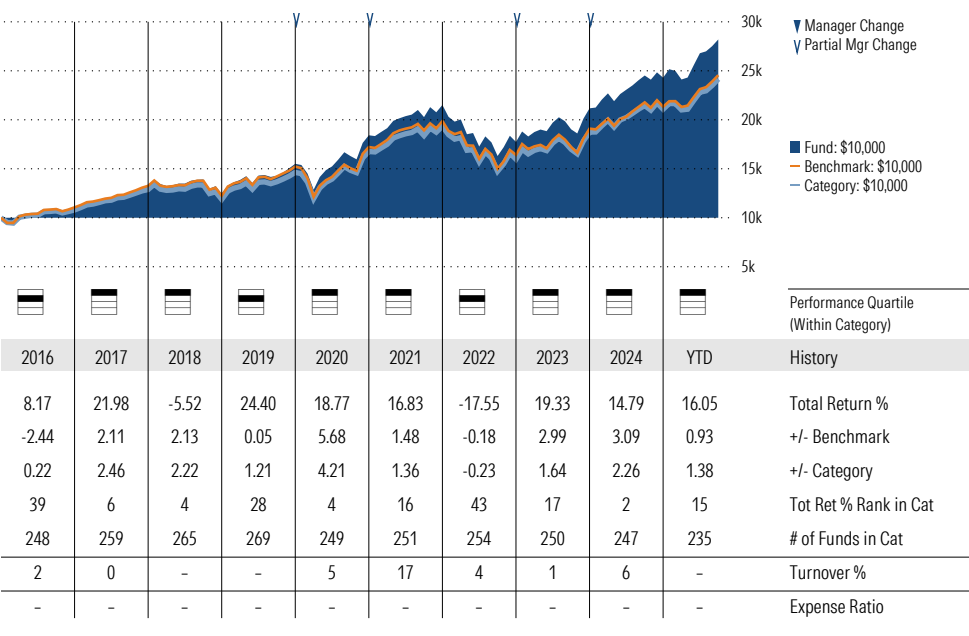
Morningstar Investment Management LLC Analysis

This fund fails our current style screen. Because this is a target-date fund, this screen failure does not concern us and we are still comfortable using this fund.

ESG Metrics

Metric	Rating	Updated
Sustainability Rating	2	08-31-2025
Carbon Risk Score	Low Risk	12-31-2022

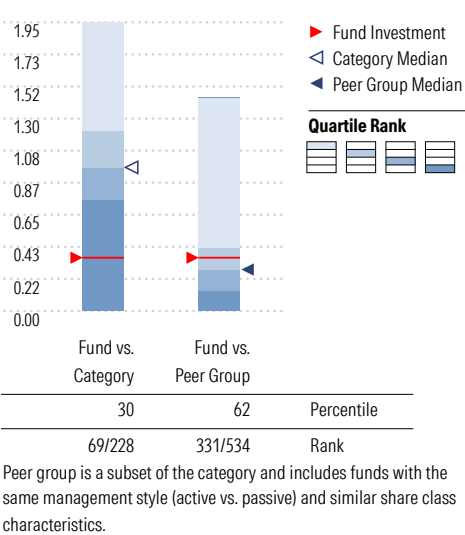
Growth of \$10,000



Trailing Performance



Net Expense



3-Year Risk Metrics

	Fund	Bmark	Cat
Alpha	2.87	-	0.95
Beta	0.94	-	0.96
R-Squared	96.43	-	97.50
Standard Deviation	11.18	11.72	11.37
Sharpe Ratio	1.26	1.05	1.10
Tracking Error	2.24	-	1.82
Information Ratio	0.97	-	0.23
Up Capture Ratio	100.99	-	98.15
Down Capture Ratio	85.11	-	92.88

Portfolio Metrics

	Fund	Bmark	Cat
Price/Earnings Ratio	24.31	21.94	22.48
Price/Book Ratio	4.05	2.95	3.20
Avg Eff Duration	5.66	-	6.58

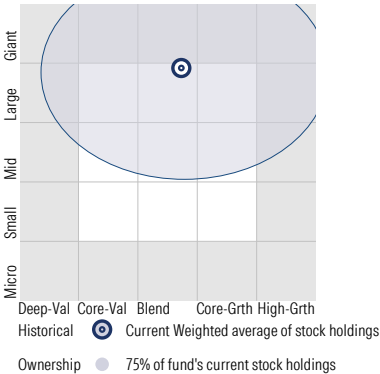
American Funds 2040 Trgt Date Retire R6 RFGTX

Morningstar Category  
Target-Date 2040

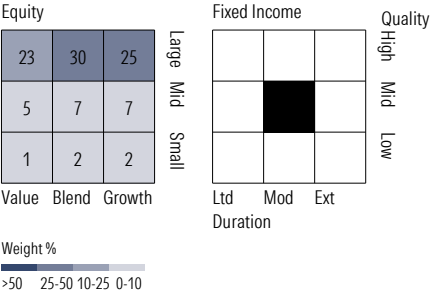
Morningstar Index  
Morningstar Lifetime Mod 2040 TR USD

Style Analysis as of 09-30-2025

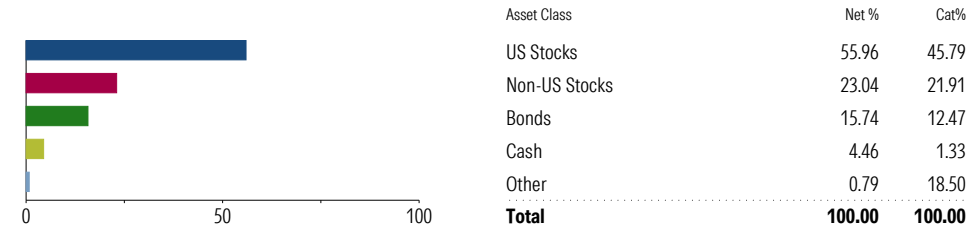
Morningstar Style Box™



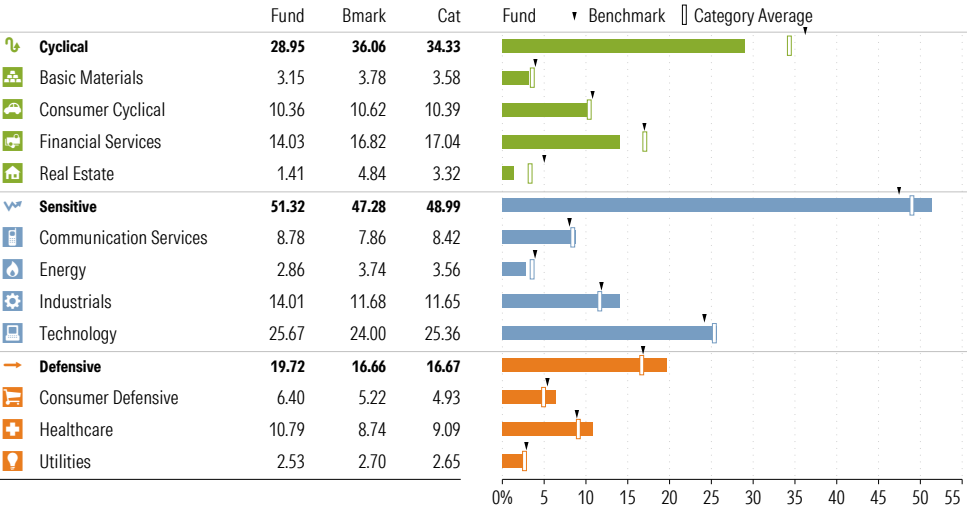
Style Breakdown



Asset Allocation as of 09-30-2025



Sector Weighting as of 09-30-2025



Top 10 Holdings as of 09-30-2025

Name	Maturity Date	% Net Asset	Cumulative %	YTD Return %	Morningstar Sector
⊕ American Funds American Balanced R6	-	8.09	8.09	-	-
⊖ American Funds Capital World Gr&Inc R6	-	7.15	15.23	-	-
⊖ American Funds Fundamental Invs R6	-	7.00	22.23	-	-
⊕ American Funds American Mutual R6	-	6.98	29.21	-	-
⊖ American Funds AMCAP R6	-	6.94	36.15	-	-
⊖ American Funds Growth Fund of Amer R6	-	6.93	43.08	-	-
⊖ American Funds New Perspective R6	-	6.53	49.61	-	-
⊕ American Funds Washington Mutual R6	-	5.99	55.60	-	-
⊖ American Funds SMALLCAP World R6	-	5.73	61.33	-	-
⊕ American Funds US Government Sec R6	-	4.87	66.20	-	-

Total Holdings 25

⊕ Increase ⊖ Decrease ✱ New to Portfolio

American Funds 2045 Trgt Date Retire R6 RFHTX

Morningstar Category Target-Date 2045  
Morningstar Index Morningstar Lifetime Mod 2045 TR USD

Portfolio Manager(s)

Wesley Phoa since 01-2012  
Michelle Black since 01-2020  
Samir Mathur since 01-2020  
David Hoag since 01-2020  
Shannon Ward since 01-2021  
Jessica Spaly since 01-2023  
Raj Paramaguru since 01-2024  
William Robbins since 01-2024

Quantitative Screens

- Performance: The fund has finished in the Target-Date 2045 category's top three quartiles in 10 of the 10 years it's been in existence.
- Management: The fund's management has been in place for 13.76 years.
- Style: The fund has landed in its primary style box — Large Blend — 63.64 % of the time over the past three years.
- Net Expense: The fund's expense ratio of 0.37 is 36.21% lower than the Target-Date 2045 category average.

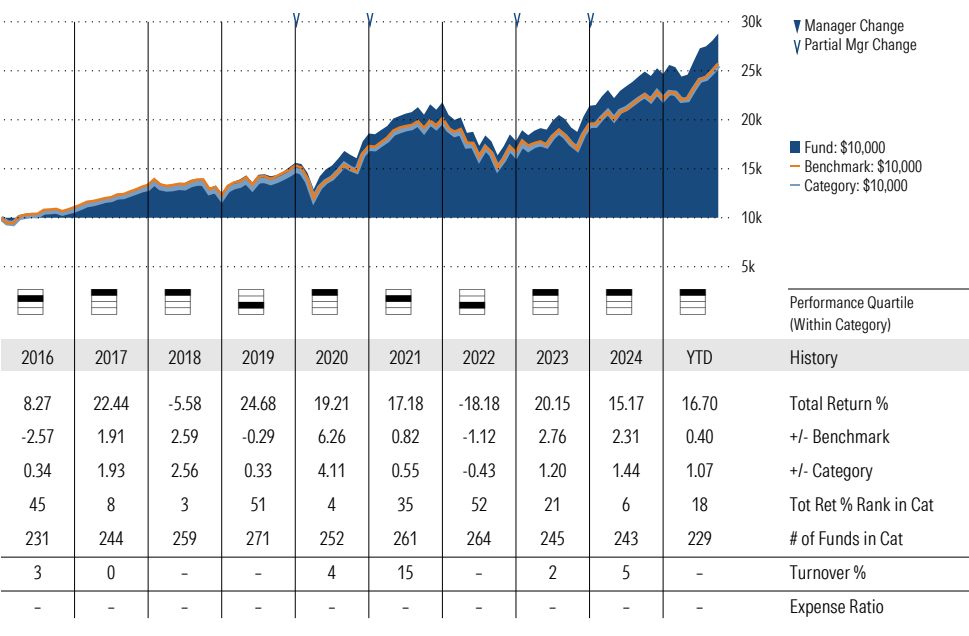
Morningstar Investment Management LLC Analysis

This fund fails our current style screen. Because this is a target-date fund, this screen failure does not concern us and we are still comfortable using this fund.

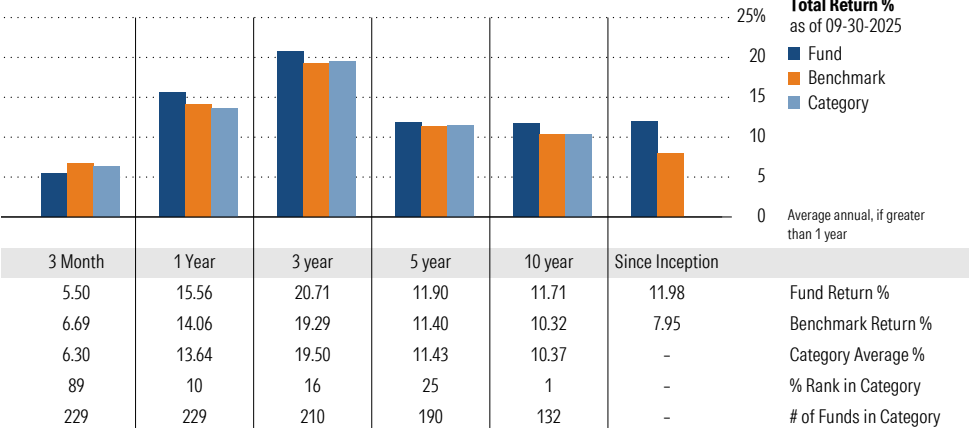
ESG Metrics

Metric	Rating	Updated
Sustainability Rating	2	08-31-2025
Carbon Risk Score	Low Risk	12-31-2022

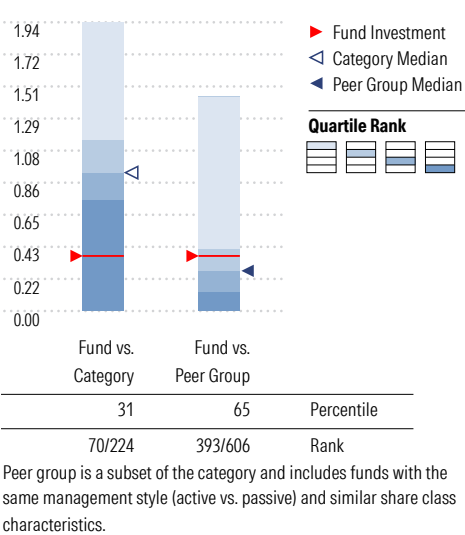
Growth of \$10,000



Trailing Performance



Net Expense



3-Year Risk Metrics

	Fund	Bmark	Cat
Alpha	2.42	-	0.76
Beta	0.93	-	0.96
R-Squared	96.50	-	97.49
Standard Deviation	11.62	12.27	11.98
Sharpe Ratio	1.26	1.10	1.14
Tracking Error	2.33	-	1.90
Information Ratio	0.61	-	0.13
Up Capture Ratio	99.59	-	98.34
Down Capture Ratio	87.97	-	94.50

Portfolio Metrics

	Fund	Bmark	Cat
Price/Earnings Ratio	24.20	21.76	22.47
Price/Book Ratio	4.07	2.92	3.20
Avg Eff Duration	5.97	-	7.22

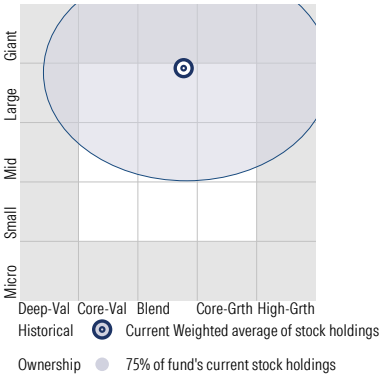
American Funds 2045 Trgt Date Retire R6 RFHTX

Morningstar Category  
Target-Date 2045

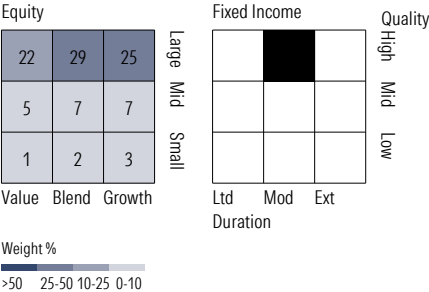
Morningstar Index  
Morningstar Lifetime Mod 2045 TR USD

Style Analysis as of 09-30-2025

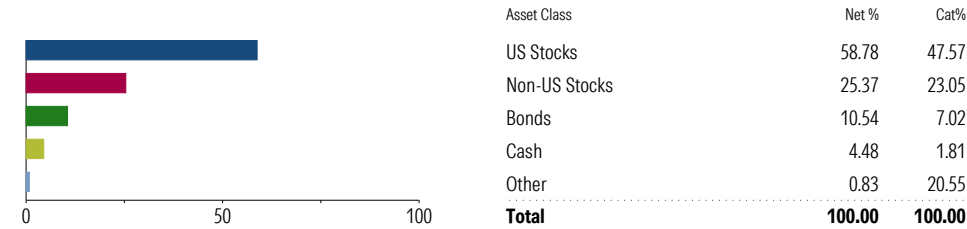
Morningstar Style Box™



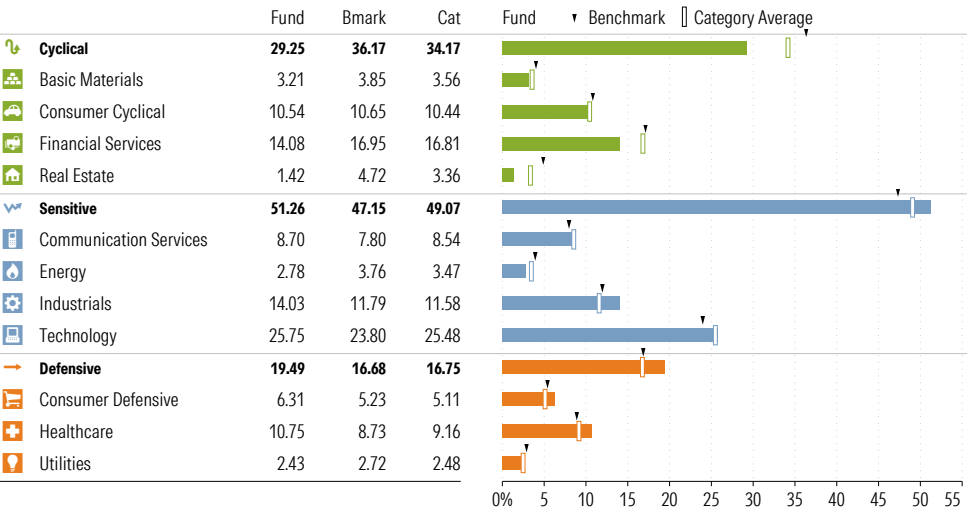
Style Breakdown



Asset Allocation as of 09-30-2025



Sector Weighting as of 09-30-2025



Top 10 Holdings as of 09-30-2025

Name	Maturity Date	% Net Asset	Cumulative %	YTD Return %	Morningstar Sector
⊕ American Funds American Balanced R6	-	8.03	8.03	-	-
⊖ American Funds Fundamental Invs R6	-	7.90	15.93	-	-
⊖ American Funds Capital World Gr&Inc R6	-	7.05	22.99	-	-
⊖ American Funds New Perspective R6	-	7.03	30.01	-	-
⊖ American Funds AMCAP R6	-	6.99	37.00	-	-
⊖ American Funds Growth Fund of Amer R6	-	6.98	43.98	-	-
⊕ American Funds American Mutual R6	-	6.94	50.92	-	-
⊕ American Funds Washington Mutual R6	-	6.90	57.83	-	-
⊖ American Funds SMALLCAP World R6	-	6.78	64.60	-	-
⊖ American Funds New World R6	-	5.71	70.32	-	-

Total Holdings 24

⊕ Increase ⊖ Decrease ✱ New to Portfolio



American Funds 2050 Trgt Date Retire R6 RFITX

Morningstar Category  
Target-Date 2050

Morningstar Index  
Morningstar Lifetime Mod 2050 TR USD

Portfolio Manager(s)

Wesley Phoa since 01-2012  
David Hoag since 01-2020  
Samir Mathur since 01-2020  
Michelle Black since 01-2020  
Shannon Ward since 01-2021  
Jessica Spaly since 01-2023  
William Robbins since 01-2024  
Raj Paramaguru since 01-2024

Quantitative Screens

- ✔ Performance: The fund has finished in the Target-Date 2050 category's top three quartiles in 10 of the 10 years it's been in existence.
- ✔ Management: The fund's management has been in place for 13.76 years.
- ✗ Style: The fund has landed in its primary style box — Large Blend — 63.64 % of the time over the past three years.
- ✔ Net Expense: The fund's expense ratio of 0.37 is 36.21% lower than the Target-Date 2050 category average.

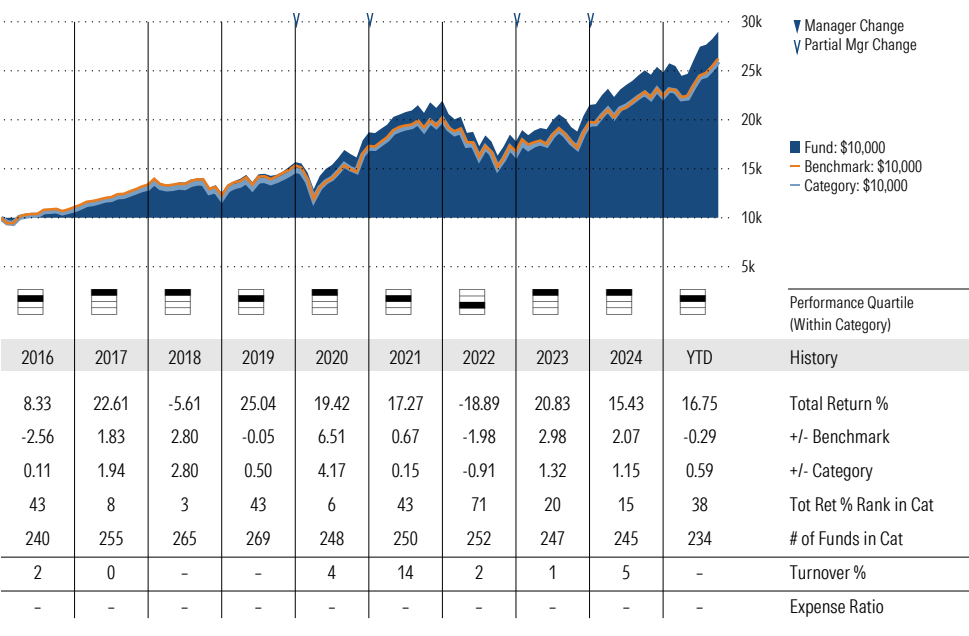
Morningstar Investment Management LLC Analysis

This fund fails our current style screen. Because this is a target-date fund, this screen failure does not concern us and we are still comfortable using this fund.

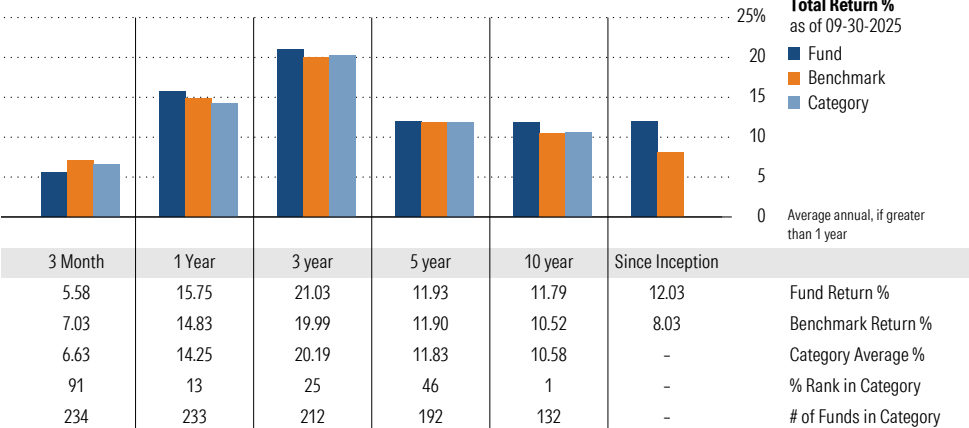
ESG Metrics

Metric	Rating	Updated
Sustainability Rating	2	08-31-2025
Carbon Risk Score	Low Risk	12-31-2022

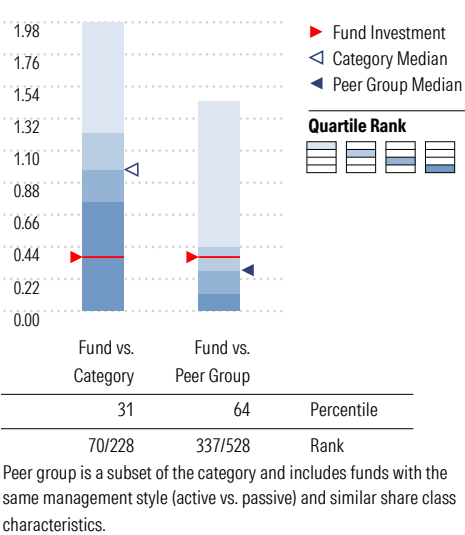
Growth of \$10,000



Trailing Performance



Net Expense



3-Year Risk Metrics

	Fund	Bmark	Cat
Alpha	2.28	-	0.68
Beta	0.92	-	0.97
R-Squared	96.26	-	97.39
Standard Deviation	11.80	12.56	12.37
Sharpe Ratio	1.27	1.13	1.16
Tracking Error	2.48	-	1.96
Information Ratio	0.42	-	0.14
Up Capture Ratio	98.12	-	98.85
Down Capture Ratio	87.31	-	95.55

Portfolio Metrics

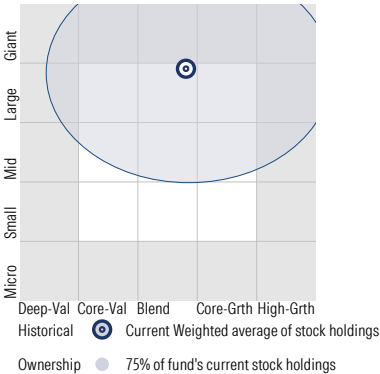
	Fund	Bmark	Cat
Price/Earnings Ratio	24.35	21.60	22.32
Price/Book Ratio	4.11	2.88	3.21
Avg Eff Duration	6.09	-	8.45

American Funds 2050 Trgt Date Retire R6 RFITX

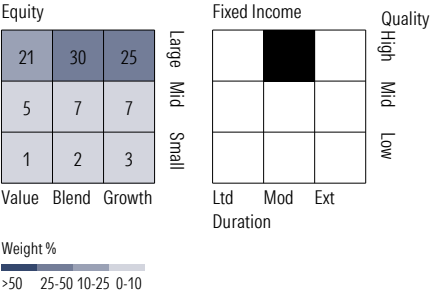
Morningstar Category  
Target-Date 2050

Morningstar Index  
Morningstar Lifetime Mod 2050 TR USD

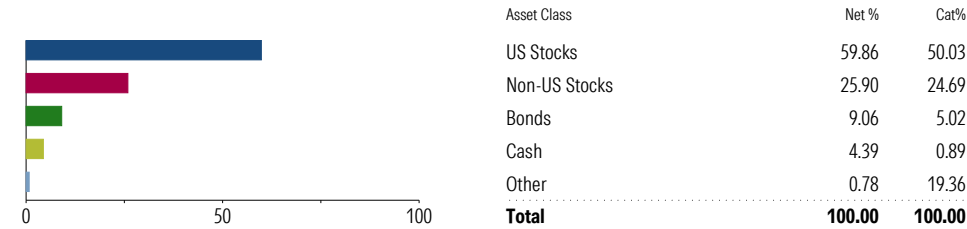
Style Analysis as of 09-30-2025  
Morningstar Style Box™



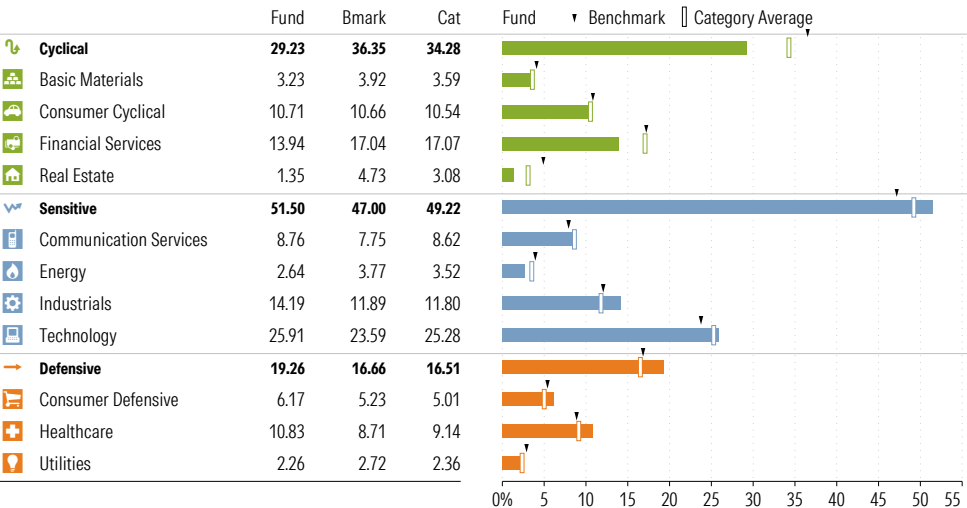
Style Breakdown



Asset Allocation as of 09-30-2025



Sector Weighting as of 09-30-2025



Top 10 Holdings as of 09-30-2025

Name	Maturity Date	% Net Asset	Cumulative %	YTD Return %	Morningstar Sector
⊖ American Funds New Perspective R6	-	8.74	8.74	-	-
⊖ American Funds Fundamental Invs R6	-	8.01	16.75	-	-
⊖ American Funds Washington Mutual R6	-	7.85	24.59	-	-
⊖ American Funds SMALLCAP World R6	-	7.79	32.38	-	-
⊕ American Funds American Balanced R6	-	7.18	39.57	-	-
⊖ American Funds Capital World Gr&Inc R6	-	7.01	46.58	-	-
⊕ American Funds American Mutual R6	-	7.01	53.59	-	-
⊖ American Funds AMCAP R6	-	6.99	60.58	-	-
⊖ American Funds Growth Fund of Amer R6	-	6.98	67.56	-	-
⊖ American Funds New World R6	-	6.02	73.58	-	-

Total Holdings 20

⊕ Increase ⊖ Decrease ✱ New to Portfolio

American Funds 2055 Trgt Date Retire R6 RFKTX

Morningstar Category Target-Date 2055 Morningstar Index Morningstar Lifetime Mod 2055 TR USD

Portfolio Manager(s)

Wesley Phoa since 01-2012  
Michelle Black since 01-2020  
David Hoag since 01-2020  
Samir Mathur since 01-2020  
Shannon Ward since 01-2021  
Jessica Spaly since 01-2023  
Raj Paramaguru since 01-2024  
William Robbins since 01-2024

Quantitative Screens

- Performance: The fund has finished in the Target-Date 2055 category's top three quartiles in 9 of the 10 years it's been in existence.
- Management: The fund's management has been in place for 13.76 years.
- Style: The fund has landed in its primary style box — Large Growth — 63.64 % of the time over the past three years.
- Net Expense: The fund's expense ratio of 0.39 is 33.9% lower than the Target-Date 2055 category average.

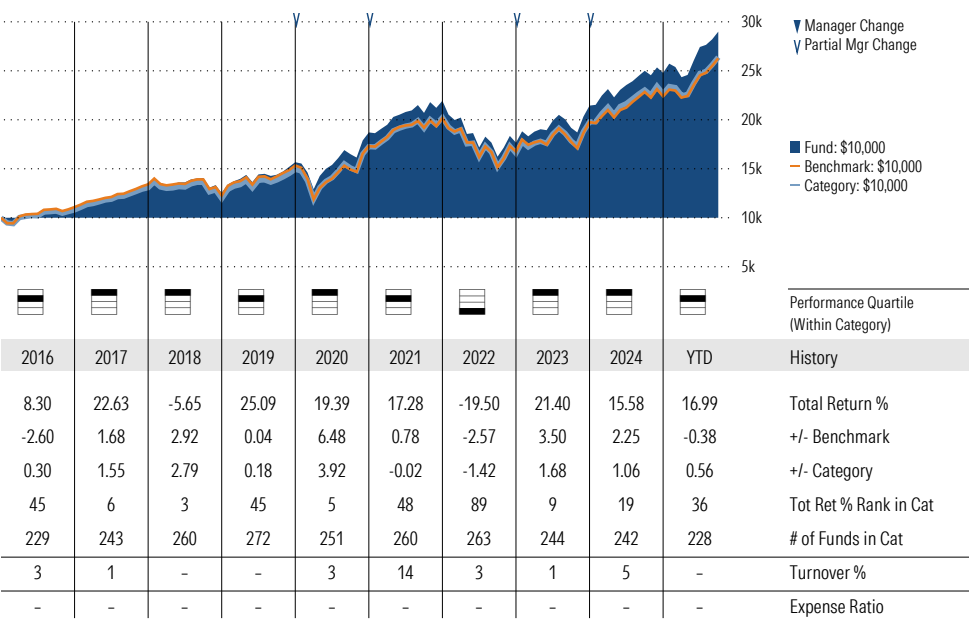
Morningstar Investment Management LLC Analysis

This fund fails our current style screen. Because this is a target-date fund, this screen failure does not concern us and we are still comfortable using this fund.

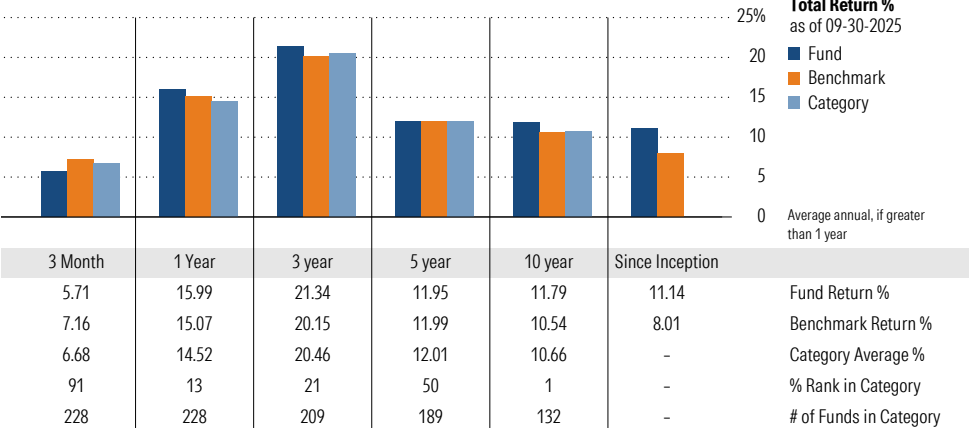
ESG Metrics

Metric	Rating	Updated
Sustainability Rating	2	08-31-2025
Carbon Risk Score	Low Risk	12-31-2022

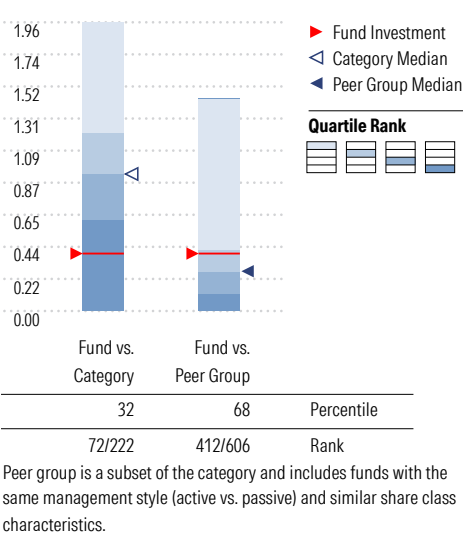
Growth of \$10,000



Trailing Performance



Net Expense



3-Year Risk Metrics

	Fund	Bmark	Cat
Alpha	2.28	-	0.76
Beta	0.93	-	0.98
R-Squared	95.69	-	97.35
Standard Deviation	12.02	12.65	12.51
Sharpe Ratio	1.27	1.13	1.17
Tracking Error	2.65	-	2.01
Information Ratio	0.45	-	0.19
Up Capture Ratio	98.91	-	99.41
Down Capture Ratio	88.36	-	95.80

Portfolio Metrics

	Fund	Bmark	Cat
Price/Earnings Ratio	24.42	21.45	22.08
Price/Book Ratio	4.17	2.85	3.12
Avg Eff Duration	6.18	-	9.18

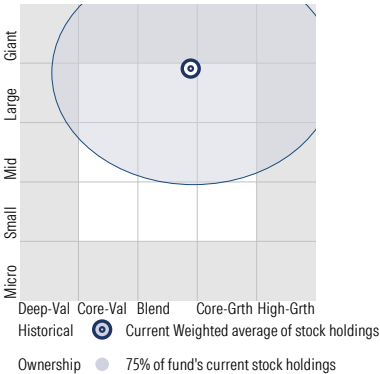
American Funds 2055 Trgt Date Retire R6 RFKTX

Morningstar Category  
Target-Date 2055

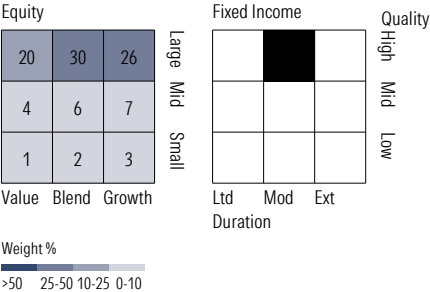
Morningstar Index  
Morningstar Lifetime Mod 2055 TR USD

Style Analysis as of 09-30-2025

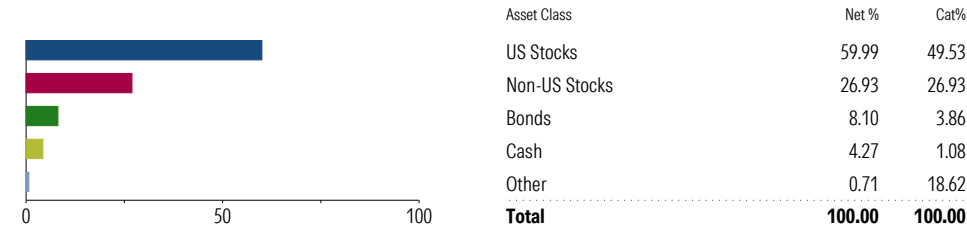
Morningstar Style Box™



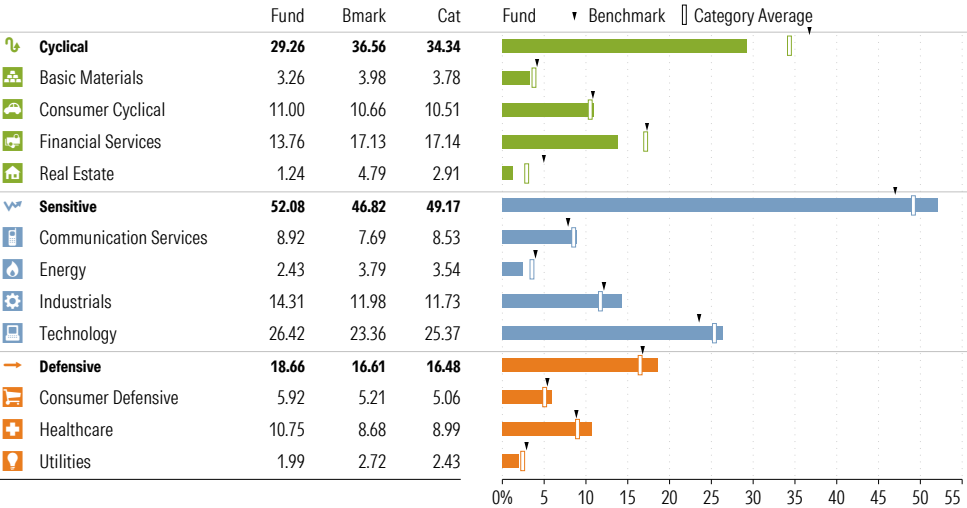
Style Breakdown



Asset Allocation as of 09-30-2025



Sector Weighting as of 09-30-2025



Top 10 Holdings as of 09-30-2025

Name	Maturity Date	% Net Asset	Cumulative %	YTD Return %	Morningstar Sector
⊕ American Funds New Perspective R6	-	9.00	9.00	-	-
⊖ American Funds Fundamental Invs R6	-	8.89	17.89	-	-
⊕ American Funds SMALLCAP World R6	-	8.82	26.71	-	-
⊕ American Funds Washington Mutual R6	-	7.95	34.66	-	-
⊖ American Funds Capital World Gr&Inc R6	-	7.89	42.55	-	-
⊖ American Funds New World R6	-	7.72	50.27	-	-
⊖ American Funds AMCAP R6	-	7.00	57.27	-	-
⊖ American Funds Growth Fund of Amer R6	-	6.99	64.26	-	-
⊕ American Funds American Balanced R6	-	6.16	70.42	-	-
⊕ American Funds American Mutual R6	-	6.12	76.54	-	-

Total Holdings 20

⊕ Increase ⊖ Decrease ✱ New to Portfolio

American Funds 2060 Trgt Date Retire R6 RFUTX

Morningstar Category  
Target-Date 2060

Morningstar Index  
Morningstar Mod Tgt Risk TR USD

Portfolio Manager(s)

Wesley Phoa since 03-2015  
Samir Mathur since 01-2020  
David Hoag since 01-2020  
Michelle Black since 01-2020  
Shannon Ward since 01-2021  
Jessica Spaly since 01-2023  
William Robbins since 01-2024  
Raj Paramaguru since 01-2024

Quantitative Screens

- ✔ Performance: The fund has finished in the Target-Date 2060 category's top three quartiles in 9 of the 10 years it's been in existence.
- ✔ Management: The fund's management has been in place for 10.52 years.
- ✗ Style: The fund has landed in its primary style box — Large Growth — 63.64 % of the time over the past three years.
- ✔ Net Expense: The fund's expense ratio of 0.39 is 33.9% lower than the Target-Date 2060 category average.

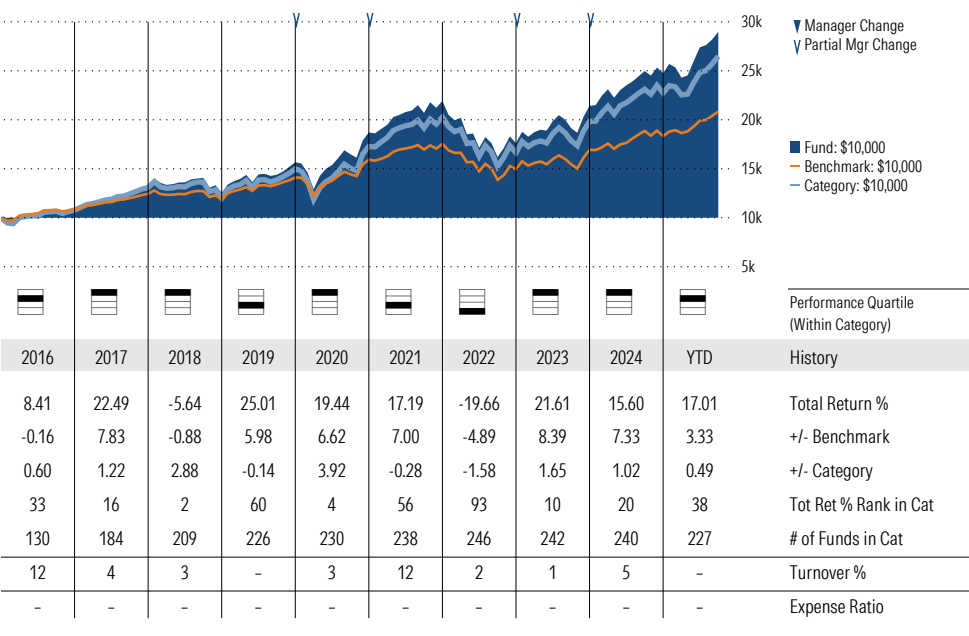
Morningstar Investment Management LLC Analysis

This fund fails our current style screen. Because this is a target-date fund, this screen failure does not concern us and we are still comfortable using this fund.

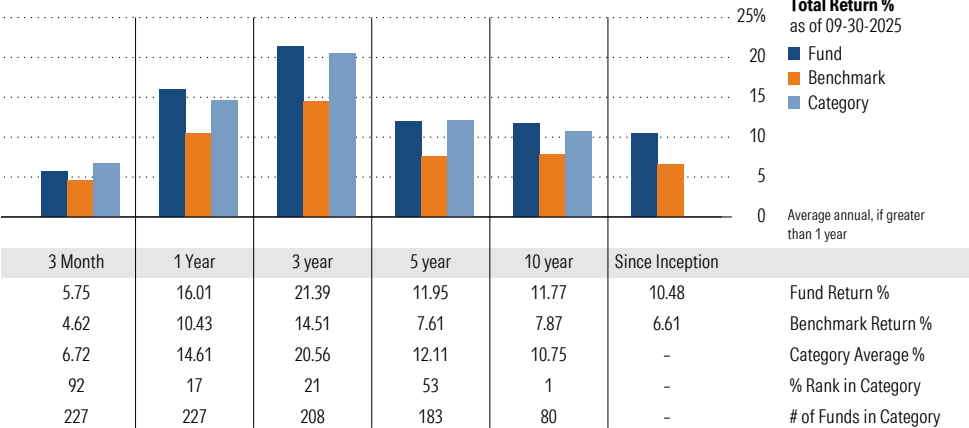
ESG Metrics

Metric	Rating	Updated
Sustainability Rating	2	08-31-2025
Carbon Risk Score	Low Risk	12-31-2022

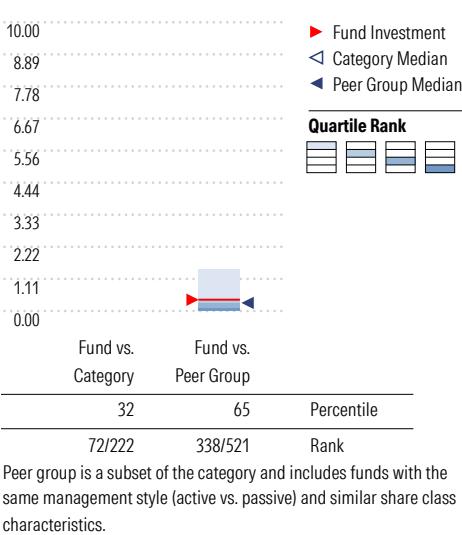
Growth of \$10,000



Trailing Performance



Net Expense



3-Year Risk Metrics

	Fund	Bmark	Cat
Alpha	3.65	-	2.14
Beta	1.18	-	1.24
R-Squared	89.85	-	92.47
Standard Deviation	12.09	9.73	12.58
Sharpe Ratio	1.27	0.94	1.17
Tracking Error	4.22	-	4.18
Information Ratio	1.63	-	1.47
Up Capture Ratio	129.90	-	131.78
Down Capture Ratio	107.94	-	119.76

Portfolio Metrics

	Fund	Bmark	Cat
Price/Earnings Ratio	24.44	20.75	22.08
Price/Book Ratio	4.18	2.63	3.14
Avg Eff Duration	6.20	-	8.93

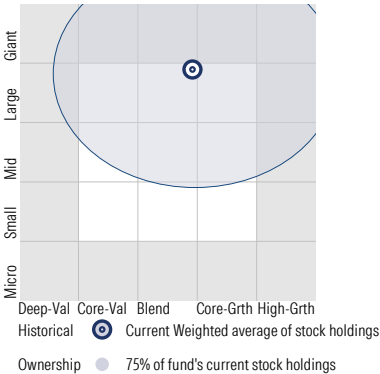
American Funds 2060 Trgt Date Retire R6 RFUTX

Morningstar Category  
Target-Date 2060

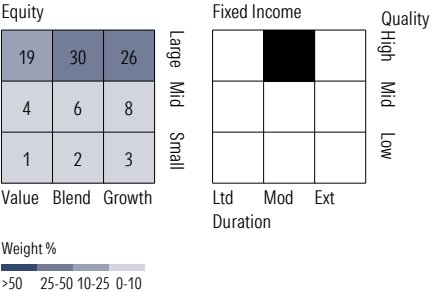
Morningstar Index  
Morningstar Mod Tgt Risk TR USD

Style Analysis as of 09-30-2025

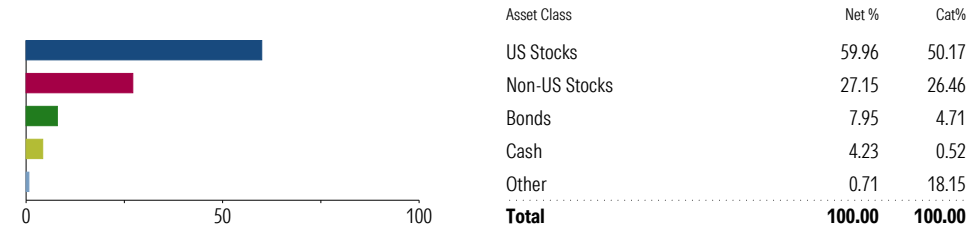
Morningstar Style Box™



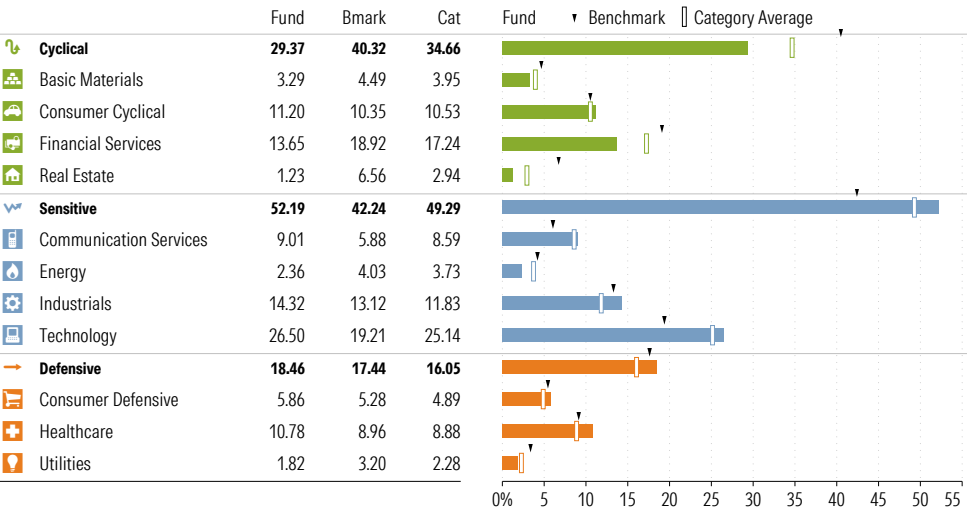
Style Breakdown



Asset Allocation as of 09-30-2025



Sector Weighting as of 09-30-2025



Top 10 Holdings as of 09-30-2025

Name	Maturity Date	% Net Asset	Cumulative %	YTD Return %	Morningstar Sector
⊕ American Funds New Perspective R6	-	9.88	9.88	-	-
⊕ American Funds SMALLCAP World R6	-	9.84	19.72	-	-
⊖ American Funds Fundamental Invs R6	-	9.00	28.73	-	-
⊖ American Funds New World R6	-	8.01	36.74	-	-
⊕ American Funds Washington Mutual R6	-	8.00	44.74	-	-
⊕ American Funds Capital World Gr&Inc R6	-	8.00	52.74	-	-
⊖ American Funds AMCAP R6	-	6.97	59.72	-	-
⊖ American Funds Growth Fund of Amer R6	-	6.97	66.69	-	-
⊖ American Funds Invmt Co of Amer R6	-	6.85	73.55	-	-
⊕ American Funds American Balanced R6	-	6.01	79.55	-	-

Total Holdings 18

⊕ Increase ⊖ Decrease ✱ New to Portfolio

# American Funds 2065 Trgt Date Retire R6 RFVTX

Morningstar Category  
Target-Date 2065+

Morningstar Index  
Morningstar Mod Tgt Risk TR USD

### Portfolio Manager(s)

David Hoag since 01-2020  
Michelle Black since 01-2020  
Samir Mathur since 01-2020  
Wesley Phoa since 01-2020  
Shannon Ward since 01-2021  
Jessica Spaly since 01-2023  
Raj Paramaguru since 01-2024  
William Robbins since 01-2024

### Quantitative Screens

- ✔ Performance: The fund has finished in the Target-Date 2065+ category's top three quartiles in 4 of the 5 years it's been in existence.
- ✔ Management: The fund's management has been in place for 5.75 years.
- ✗ Style: The fund has landed in its primary style box — Large Growth — 63.64 % of the time over the past three years.
- ✔ Net Expense: The fund's expense ratio of 0.39 is 32.76% lower than the Target-Date 2065+ category average.

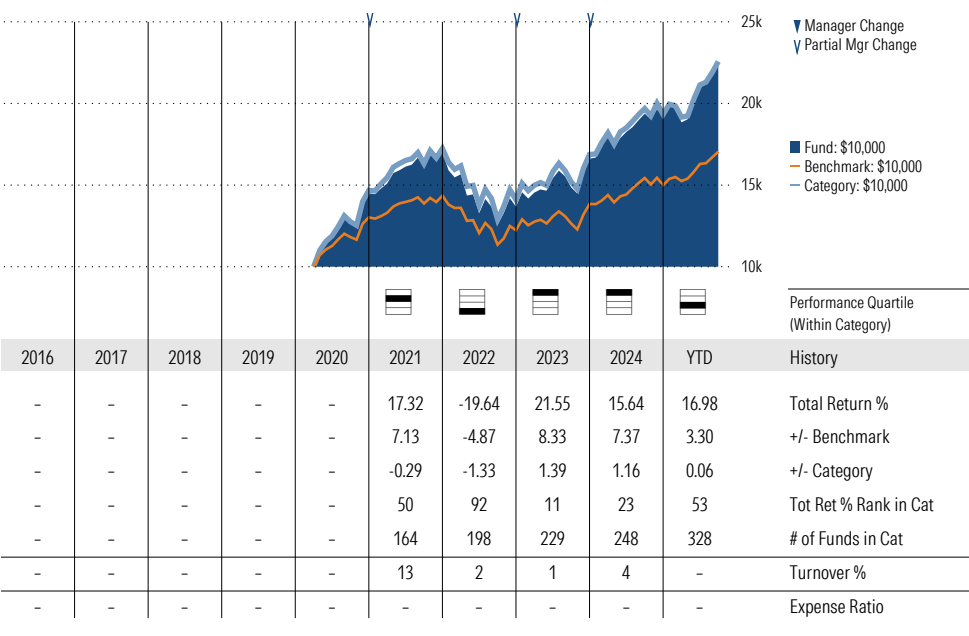
### Morningstar Investment Management LLC Analysis

This fund fails our current style screen. Because this is a target-date fund, this screen failure does not concern us and we are still comfortable using this fund.

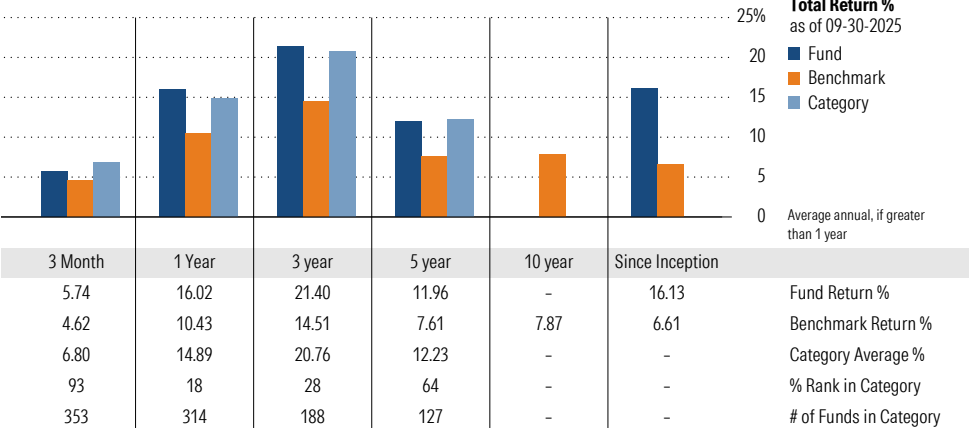
### ESG Metrics

Metric	Rating	Updated
Sustainability Rating	2	08-31-2025
Carbon Risk Score	Low Risk	12-31-2022

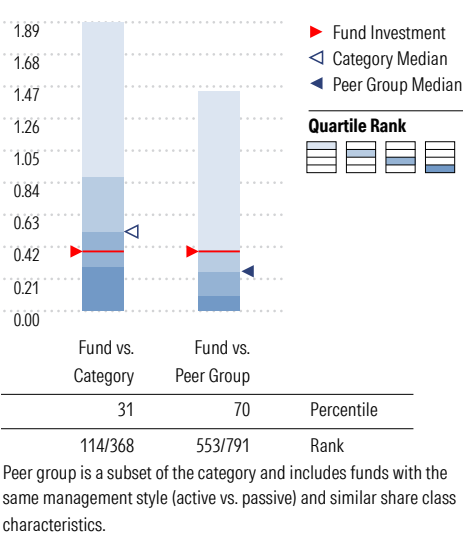
### Growth of \$10,000



### Trailing Performance



### Net Expense



### 3-Year Risk Metrics

	Fund	Bmark	Cat
Alpha	3.72	-	2.69
Beta	1.17	-	1.24
R-Squared	89.67	-	91.96
Standard Deviation	12.05	9.73	13.00
Sharpe Ratio	1.27	0.94	1.18
Tracking Error	4.22	-	4.64
Information Ratio	1.63	-	1.51
Up Capture Ratio	129.53	-	132.60
Down Capture Ratio	106.98	-	117.99

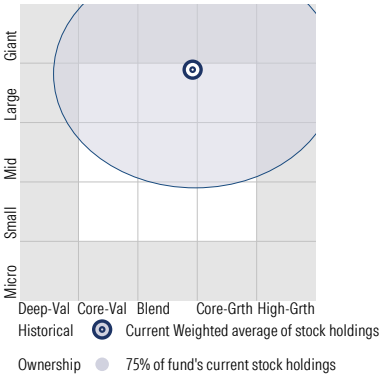
### Portfolio Metrics

	Fund	Bmark	Cat
Price/Earnings Ratio	24.45	20.75	22.13
Price/Book Ratio	4.18	2.63	3.10
Avg Eff Duration	6.20	-	9.00

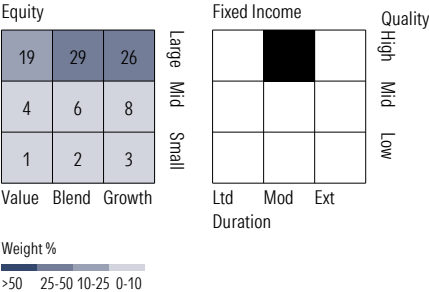
American Funds 2065 Trgt Date Retire R6 RFVVTX

Morningstar Category Target-Date 2065+ Morningstar Index Morningstar Mod Tgt Risk TR USD

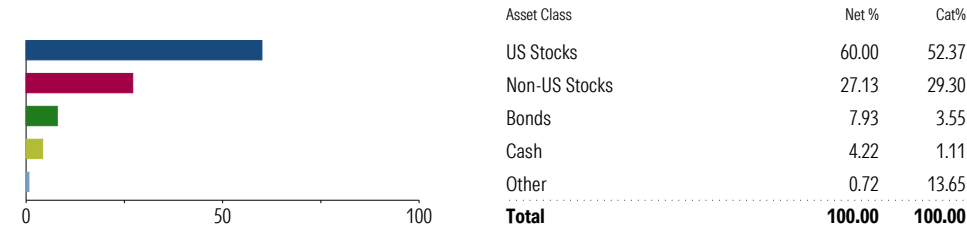
Style Analysis as of 09-30-2025 Morningstar Style Box™



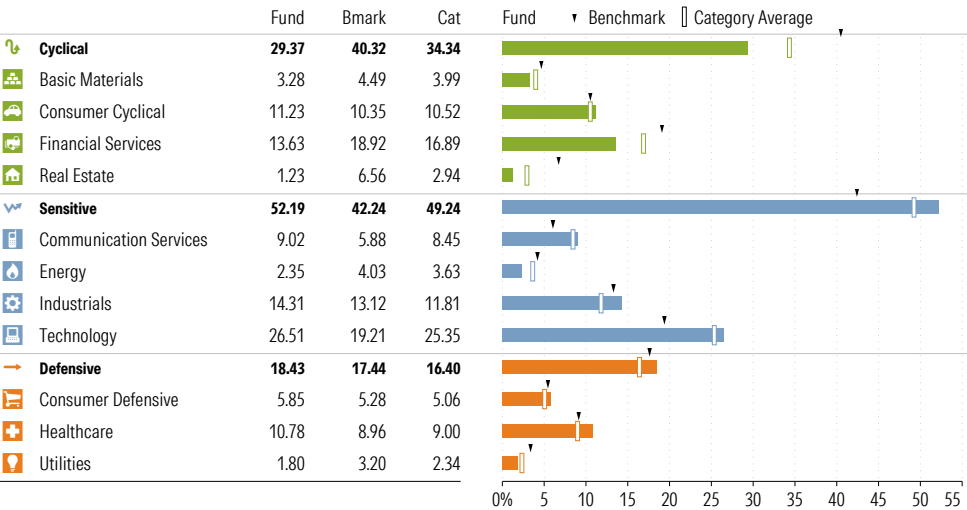
Style Breakdown



Asset Allocation as of 09-30-2025



Sector Weighting as of 09-30-2025



Top 10 Holdings as of 09-30-2025

Name	Maturity Date	% Net Asset	Cumulative %	YTD Return %	Morningstar Sector
⊕ American Funds New Perspective R6	-	10.00	10.00	-	-
⊕ American Funds SMALLCAP World R6	-	10.00	20.00	-	-
⊕ American Funds Fundamental Invs R6	-	8.96	28.97	-	-
⊕ American Funds Washington Mutual R6	-	8.03	36.99	-	-
⊕ American Funds New World R6	-	8.00	44.99	-	-
⊕ American Funds Capital World Gr&Inc R6	-	8.00	52.99	-	-
⊕ American Funds AMCAP R6	-	7.00	59.99	-	-
⊕ American Funds Growth Fund of Amer R6	-	7.00	66.99	-	-
⊕ American Funds Invmt Co of Amer R6	-	6.98	73.97	-	-
⊕ American Funds American Balanced R6	-	6.00	79.98	-	-

Total Holdings 17

⊕ Increase ⊖ Decrease ✱ New to Portfolio



American Funds 2070 Trgt Date Retire R6 RFBFX

Morningstar Category  
Target-Date 2065+  
Morningstar Index  
Morningstar Mod Tgt Risk TR USD

Portfolio Manager(s)

David Hoag since 01-2024  
Jessica Spaly since 01-2024  
Michelle Black since 01-2024  
Raj Paramaguru since 01-2024  
Samir Mathur since 01-2024  
Shannon Ward since 01-2024  
Wesley Phoa since 01-2024  
William Robbins since 01-2024

Quantitative Screens

The Performance screen is not applicable for funds with less than three years of data.

✗ Management: The fund's management team has been in place for less than three years.

✗ Style: The fund has landed in its primary style box — Large Blend — 60 % of the time over the past three years.

✔ Net Expense: The fund's expense ratio of 0.39 is 32.76% lower than the Target-Date 2065+ category average.

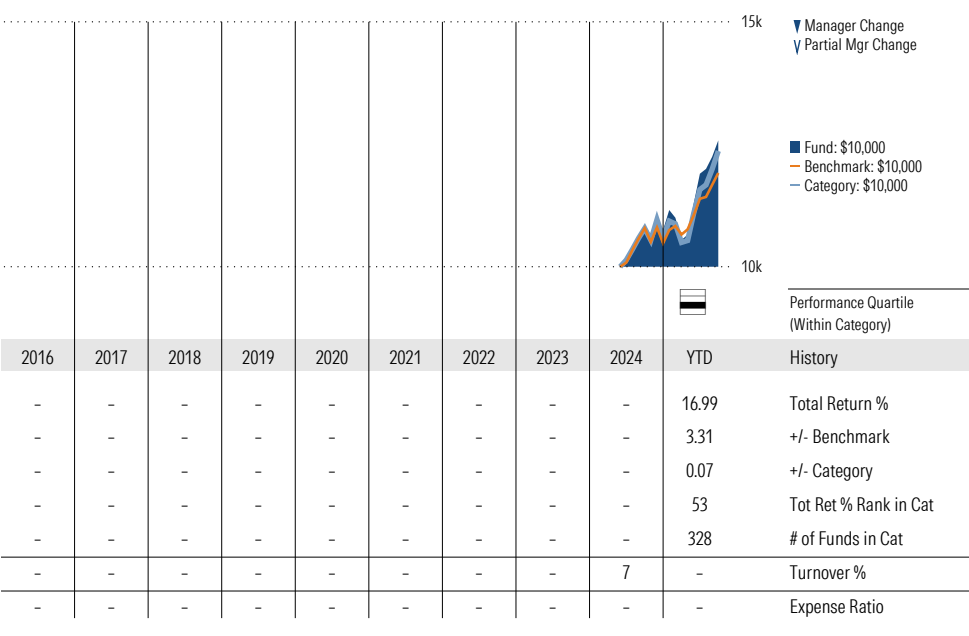
Morningstar Investment Management LLC Analysis

This fund fails the manager tenure screen, but this is only due to the short history of this vintage. This fund fails our current style screen. Because this is a target-date fund, this screen failure does not concern us and we are still comfortable using this fund.

ESG Metrics

Metric	Rating	Updated
Sustainability Rating	2	08-31-2025

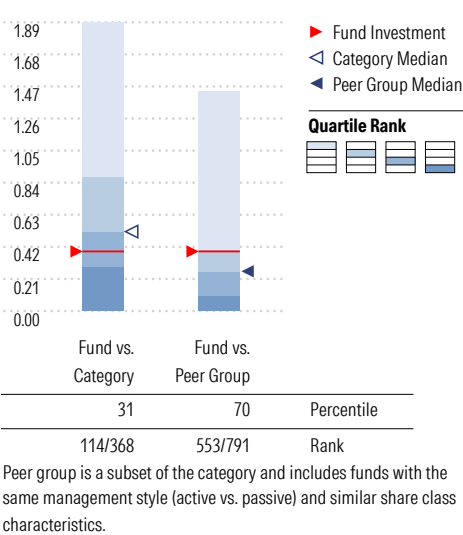
Growth of \$10,000



Trailing Performance



Net Expense



3-Year Risk Metrics

	Fund	Bmark	Cat
Alpha	-	-	2.69
Beta	-	-	1.24
R-Squared	-	-	91.96
Standard Deviation	-	9.73	13.00
Sharpe Ratio	-	0.94	1.18
Tracking Error	-	-	4.64
Information Ratio	-	-	1.51
Up Capture Ratio	-	-	132.60
Down Capture Ratio	-	-	117.99

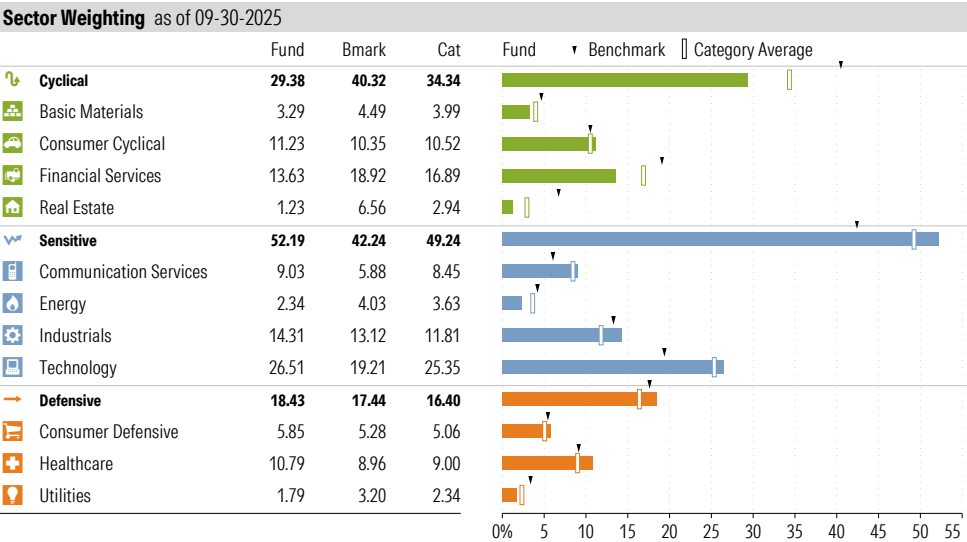
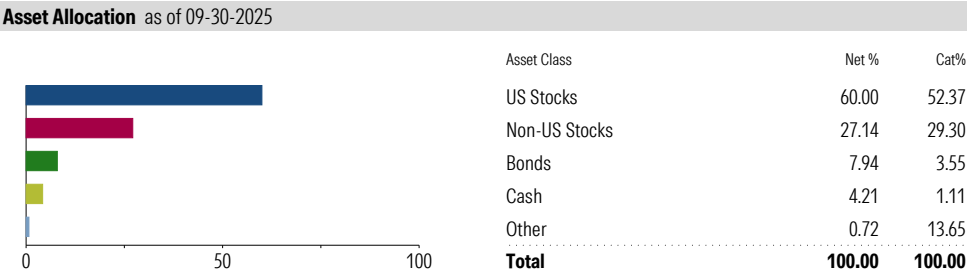
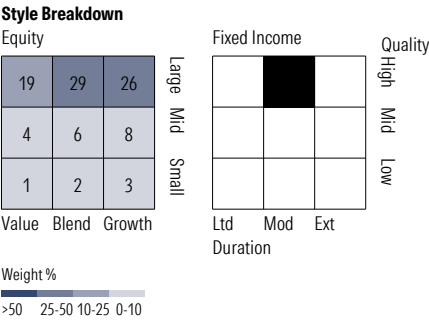
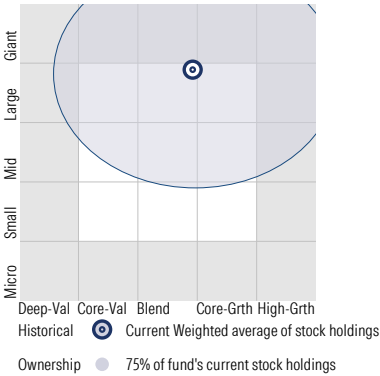
Portfolio Metrics

	Fund	Bmark	Cat
Price/Earnings Ratio	24.46	20.75	22.13
Price/Book Ratio	4.18	2.63	3.10
Avg Eff Duration	6.20	-	9.00

American Funds 2070 Trgt Date Retire R6 RFBFX

Morningstar Category  
Target-Date 2065+  
Morningstar Index  
Morningstar Mod Tgt Risk TR USD

Style Analysis as of 09-30-2025  
Morningstar Style Box™



**Top 10 Holdings** as of 09-30-2025

Name	Maturity Date	% Net Asset	Cumulative %	YTD Return %	Morningstar Sector
⊕ American Funds New Perspective R6	-	10.00	10.00	-	-
⊕ American Funds SMALLCAP World R6	-	10.00	20.01	-	-
⊕ American Funds Fundamental Invs R6	-	9.00	29.01	-	-
⊕ American Funds Washington Mutual R6	-	8.00	37.01	-	-
⊕ American Funds New World R6	-	8.00	45.01	-	-
⊕ American Funds Capital World Gr&Inc R6	-	8.00	53.01	-	-
⊕ American Funds AMCAP R6	-	7.00	60.02	-	-
⊕ American Funds Growth Fund of Amer R6	-	7.00	67.02	-	-
⊕ American Funds Invmt Co of Amer R6	-	7.00	74.02	-	-
⊕ American Funds American Balanced R6	-	6.00	80.02	-	-

Total Holdings 17

⊕ Increase ⊖ Decrease ✱ New to Portfolio

American Funds Intl Gr and Inc R6 RIGGX

Morningstar Category  
Foreign Large Blend

Morningstar Index  
MSCI ACWI Ex USA NR USD

Portfolio Manager(s)

Steven Watson since 10-2008  
Andrew Suzman since 10-2008  
Patrice Collette since 09-2010  
Leo Hee since 07-2015  
Michael Cohen since 07-2018  
Lisa Thompson since 09-2018  
Bobby Chada since 09-2024  
Barbara Burtin since 09-2024

Quantitative Screens

- Performance: The fund has finished in the Foreign Large Blend category's top three quartiles in 10 of the 10 years it's been in existence.
- Management: The fund's management has been in place for 17.01 years.
- Style: The fund has landed in its primary style box — Large Blend — 100 % of the time over the past three years.
- Net Expense: The fund's expense ratio of 0.53 is 32.91% lower than the Foreign Large Blend category average.

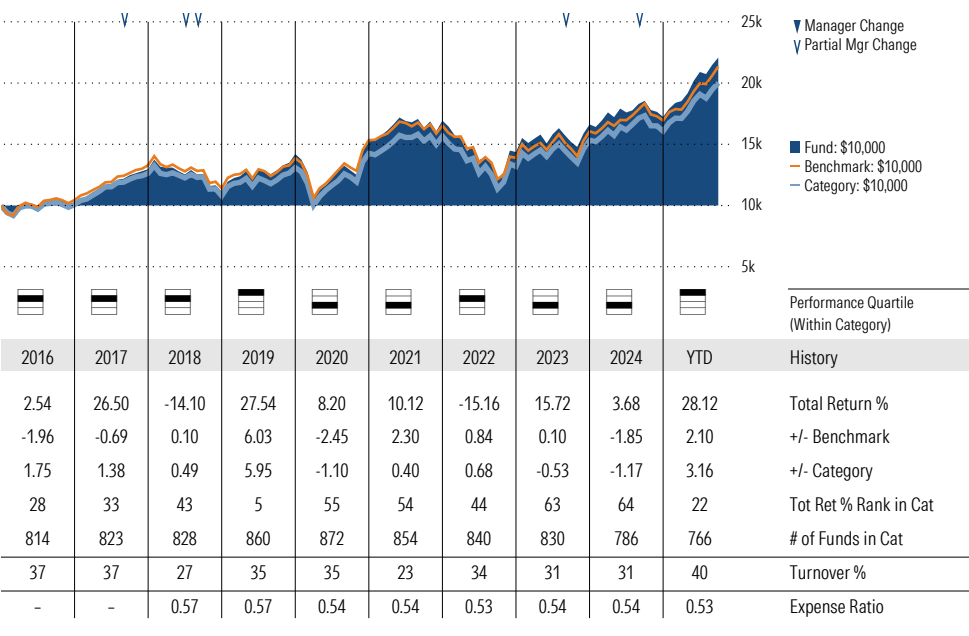
Morningstar Investment Management LLC Analysis

This fund passes all of Morningstar Investment Management's quantitative screens. Morningstar Investment Management has also assessed the fund from a qualitative perspective and, as a fiduciary, is comfortable recommending the fund's use in retirement plans.

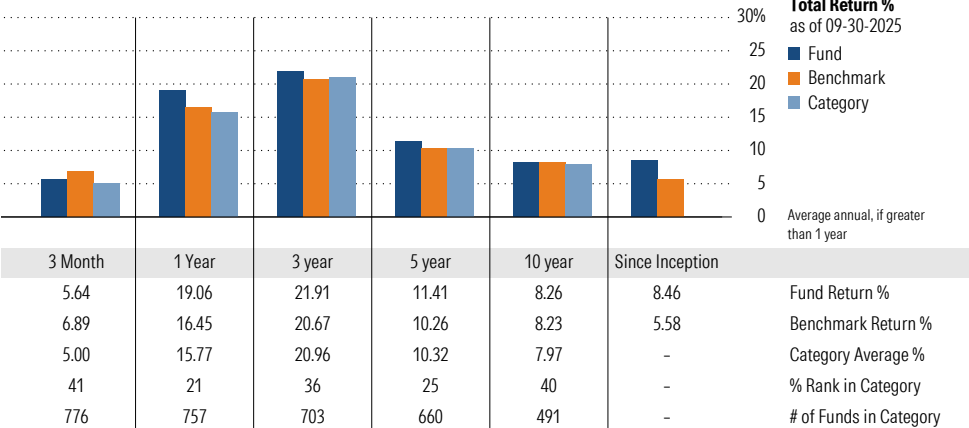
ESG Metrics

Metric	Rating	Updated
Sustainability Rating	2	08-31-2025
Carbon Risk Score	Low Risk	12-31-2022
ESG Commitment	1-Low	02-15-2022

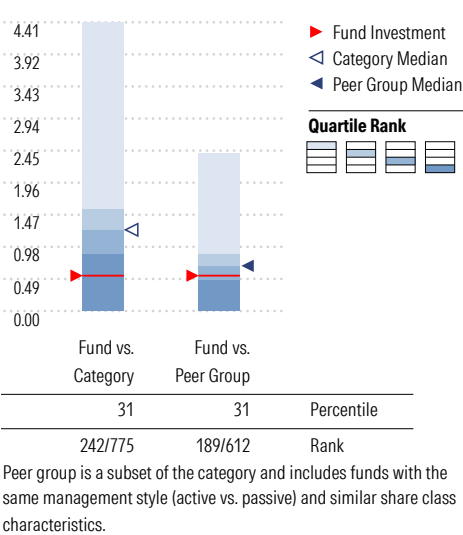
Growth of \$10,000



Trailing Performance



Net Expense



3-Year Risk Metrics

	Fund	Bmark	Cat
Alpha	1.11	-	0.01
Beta	1.00	-	1.02
R-Squared	94.50	-	90.69
Standard Deviation	13.56	13.21	14.14
Sharpe Ratio	1.17	1.12	1.08
Tracking Error	3.18	-	4.25
Information Ratio	0.39	-	0.11
Up Capture Ratio	102.71	-	104.10
Down Capture Ratio	97.74	-	108.66

Portfolio Metrics

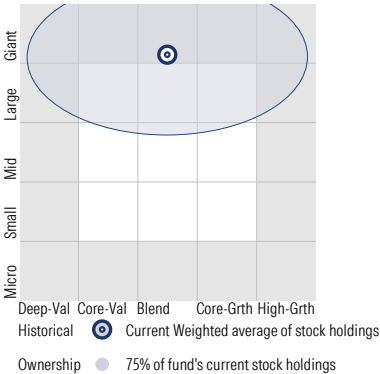
	Fund	Bmark	Cat
Price/Earnings Ratio	16.90	16.87	17.69
Price/Book Ratio	2.05	2.07	2.11
Geom Avg Mkt Cap \$B	63.72	62.76	67.92
ROE	19.16	18.05	18.02

American Funds Intl Gr and Inc R6 RIGGX


Morningstar Category  
Foreign Large Blend

Morningstar Index  
MSCI ACWI Ex USA NR USD

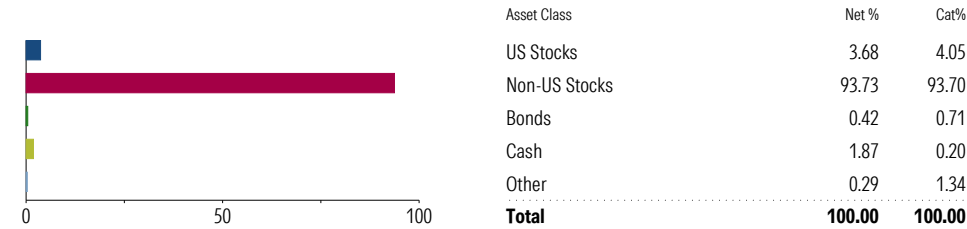
Style Analysis as of 09-30-2025  
Morningstar Style Box™



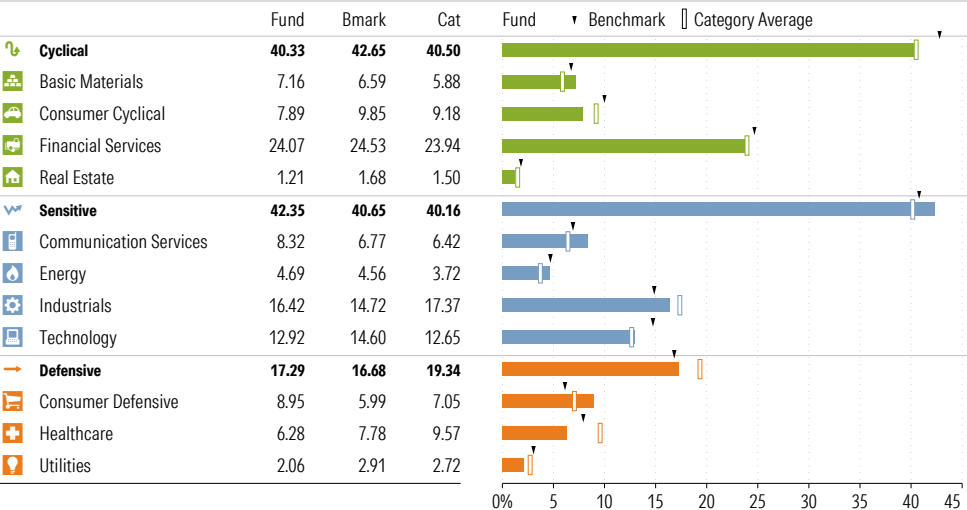
Style Breakdown




Asset Allocation as of 09-30-2025



Sector Weighting as of 09-30-2025



World Regions % Equity 09-30-2025



Top 10 Holdings as of 09-30-2025

Name	% Net Asset	Cumulative %	YTD Return %	Morningstar Sector
Taiwan Semiconductor Manufacturing Co Ltd	4.18	4.18	-	Technology
Capital Group Central Cash M	2.19	6.37	-	-
BAE Systems PLC	2.11	8.48	-	Industrials
ASML Holding NV	1.83	10.31	-	Technology
Airbus SE	1.70	12.01	-	Industrials
British American Tobacco PLC	1.66	13.67	-	Consumer Defensive
UniCredit SpA	1.55	15.21	-	Financial Services
Sanofi SA	1.51	16.73	-	Healthcare
TotalEnergies SE	1.44	18.17	-	Energy
AstraZeneca PLC	1.41	19.58	-	Healthcare

Total Holdings 293

⊕ Increase ⊖ Decrease ✨ New to Portfolio

Baird Aggregate Bond Inst BAGIX

Morningstar Category  
Intermediate Core Bond

Morningstar Index  
Bloomberg US Agg Bond TR USD

Portfolio Manager(s)

M. Sharon deGuzman since 09-2000  
Mary Ellen Stanek since 09-2000  
Charles Groeschell since 09-2000  
Warren Pierson since 09-2000  
Meghan Dean since 05-2019  
Jay Schwister since 05-2019  
Jeffrey Schrom since 05-2019  
Patrick Brown since 05-2021  
Abhishek Pulakanti since 05-2022  
Andrew O'Connell since 05-2022

Quantitative Screens

- ✔ Performance: The fund has finished in the Intermediate Core Bond category's top three quartiles in 10 of the 10 years it's been in existence.
- ✔ Management: The fund's management has been in place for 25.02 years.

Style Consistency is not calculated for Fixed Income funds.

- ✔ Net Expense: The fund's expense ratio of 0.3 is 40% lower than the Intermediate Core Bond category average.

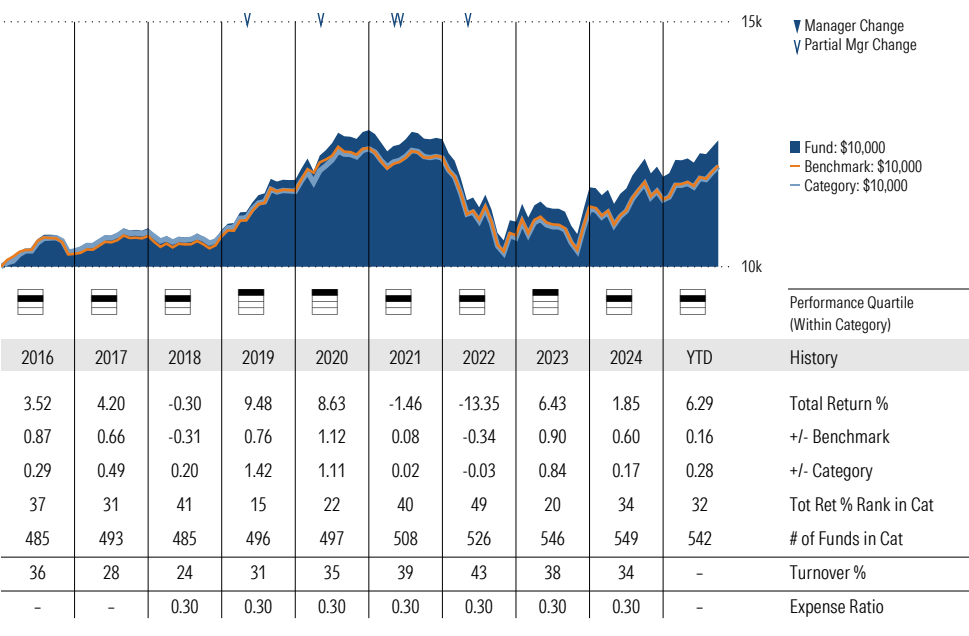
Morningstar Investment Management LLC Analysis

This fund passes all of Morningstar Investment Management's quantitative screens. Morningstar Investment Management has also assessed the fund from a qualitative perspective and, as a fiduciary, is comfortable recommending the fund's use in retirement plans.

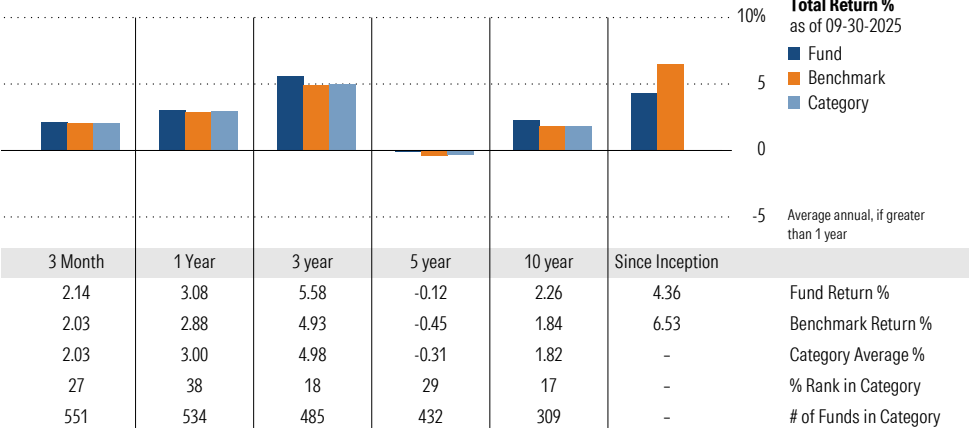
ESG Metrics

Metric	Rating	Updated
Sustainability Rating	4	08-31-2025
ESG Commitment	1-Low	02-15-2022

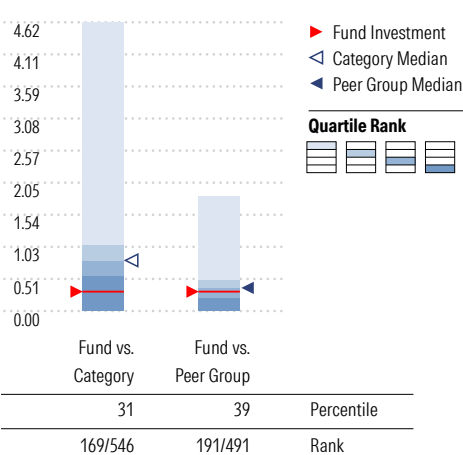
Growth of \$10,000



Trailing Performance



Net Expense



Peer group is a subset of the category and includes funds with the same management style (active vs. passive) and similar share class characteristics.

3-Year Risk Metrics

	Fund	Bmark	Cat
Alpha	0.56	-	0.07
Beta	1.01	-	0.99
R-Squared	99.66	-	98.24
Standard Deviation	6.54	6.44	6.42
Sharpe Ratio	0.11	0.02	0.02
Tracking Error	0.39	-	0.79
Information Ratio	1.67	-	-0.08
Up Capture Ratio	102.81	-	98.59
Down Capture Ratio	95.58	-	97.60

Portfolio Metrics

	Fund	Bmark	Cat
Avg Eff Duration	6.04	4.43	5.54
Avg Eff Maturity	7.98	-	8.01

Baird Aggregate Bond Inst BAGIX

Morningstar Category  
Intermediate Core Bond

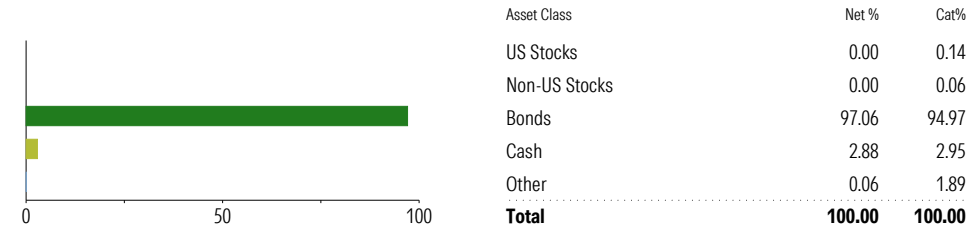
Morningstar Index  
Bloomberg US Agg Bond TR USD

Style Analysis as of 09-30-2025

Style Breakdown

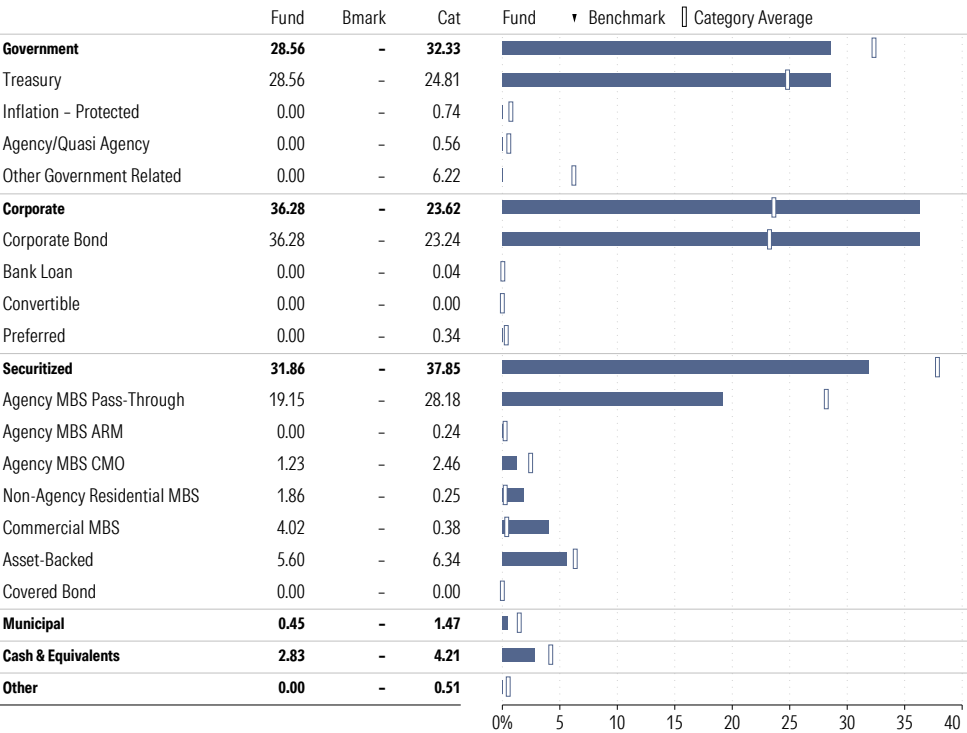


Asset Allocation as of 09-30-2025



Credit Rating Breakdown	Fund	Bmark	Cat
AAA	62.50	3.53	17.14
AA	3.10	74.59	47.02
A	13.70	10.82	21.22
BBB	20.40	8.32	12.53
BB	0.30	0.28	0.69
B	0.00	0.00	0.32
Below B	0.00	0.00	0.09
Not Rated	0.00	2.46	1.00

Sector Weighting as of 09-30-2025



Top 10 Holdings as of 09-30-2025

Name	Maturity Date	% Net Asset	Cumulative %	Fixed Income Sector
⊕ First American Government Obligs U	02-2030	2.81	2.81	-
⊖ United States Treasury Notes 4.25%	01-2028	2.05	4.86	-
United States Treasury Bonds 3.88%	05-2043	1.56	6.42	-
United States Treasury Bonds 2.88%	05-2043	1.48	7.90	-
United States Treasury Bonds 2.38%	02-2042	1.44	9.34	-
⊖ United States Treasury Notes 1.88%	02-2032	1.28	10.62	-
United States Treasury Bonds 3.38%	08-2042	1.27	11.90	-
⊖ United States Treasury Notes 3.75%	04-2028	1.22	13.12	-
United States Treasury Bonds 2.88%	05-2052	1.22	14.34	-
United States Treasury Notes 3.88%	11-2027	1.21	15.55	-

Total Holdings 1972

⊕ Increase ⊖ Decrease ✱ New to Portfolio

Vanguard 500 Index Admiral VFIAX

Morningstar Category  
Large Blend  
Morningstar Index  
S&P 500 TR USD

Portfolio Manager(s)

Michelle Louie since 11-2017  
Nick Birkett since 08-2023  
Aur lie Denis since 02-2025

Quantitative Screens

- Performance: The fund has finished in the Large Blend category's top three quartiles in 10 of the 10 years it's been in existence.
- Management: The fund's management has been in place for 7.84 years.
- Style: The fund has landed in its primary style box — Large Blend — 77.14 % of the time over the past three years.
- Net Expense: The fund's expense ratio of 0.04 is 94.2% lower than the Large Blend category average.

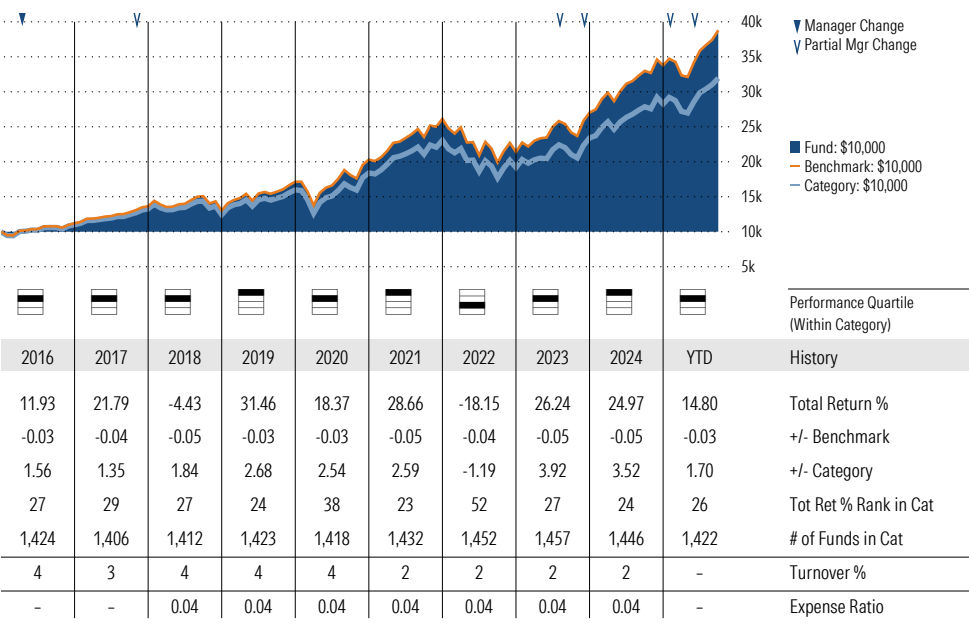
Morningstar Investment Management LLC Analysis

This fund passes all of Morningstar Investment Management's quantitative screens. Morningstar Investment Management has also assessed the fund from a qualitative perspective and, as a fiduciary, is comfortable recommending the fund's use in retirement plans.

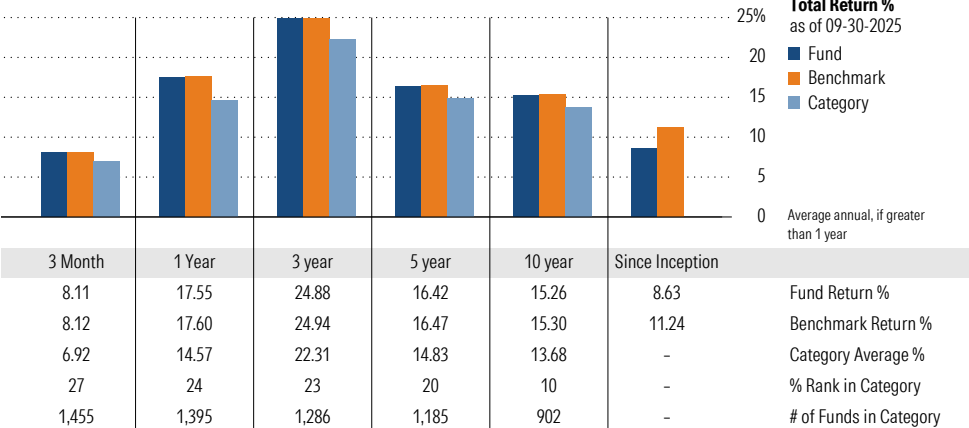
ESG Metrics

Metric	Rating	Updated
Sustainability Rating	3	08-31-2025
Carbon Risk Score	Low Risk	12-31-2022
ESG Commitment	1-Low	02-15-2022

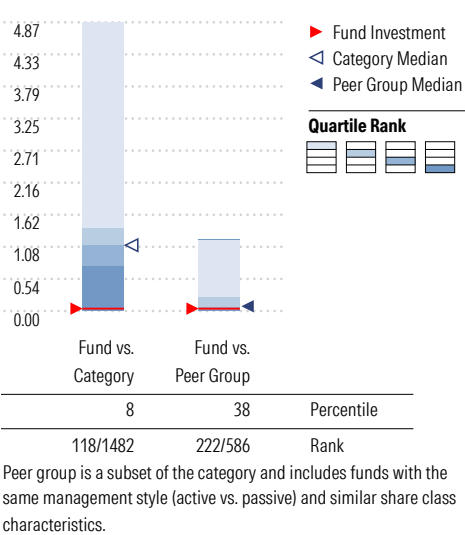
Growth of \$10,000



Trailing Performance



Net Expense



3-Year Risk Metrics

	Fund	Bmark	Cat
Alpha	-0.04	-	-1.59
Beta	1.00	-	0.99
R-Squared	100.00	-	93.13
Standard Deviation	13.37	13.37	13.72
Sharpe Ratio	1.37	1.38	1.21
Tracking Error	0.00	-	3.09
Information Ratio	-12.27	-	-1.71
Up Capture Ratio	99.91	-	95.42
Down Capture Ratio	100.11	-	103.55

Portfolio Metrics

	Fund	Bmark	Cat
Price/Earnings Ratio	28.17	28.13	27.25
Price/Book Ratio	5.13	5.10	5.28
Geom Avg Mkt Cap \$B	439.63	439.39	477.25
ROE	35.24	35.20	34.08

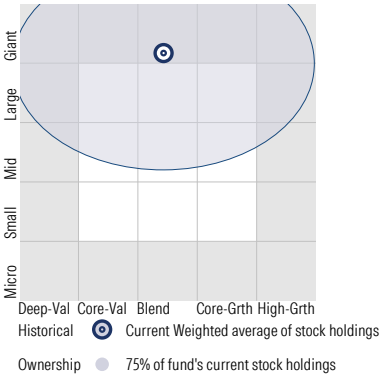
# Vanguard 500 Index Admiral VFIAX

Morningstar Category  
Large Blend

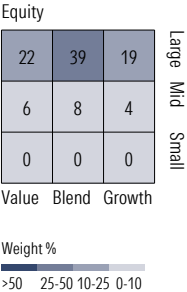
Morningstar Index  
S&P 500 TR USD

## Style Analysis as of 09-30-2025

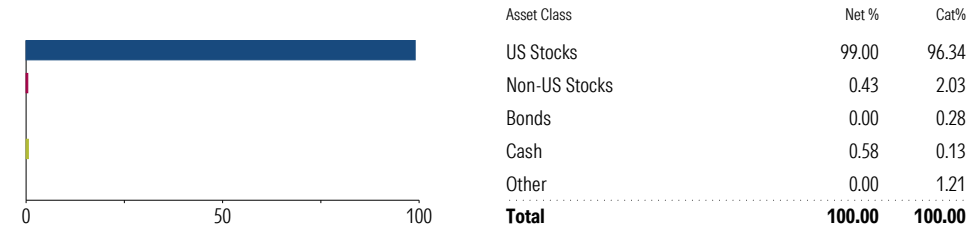
Morningstar Style Box™



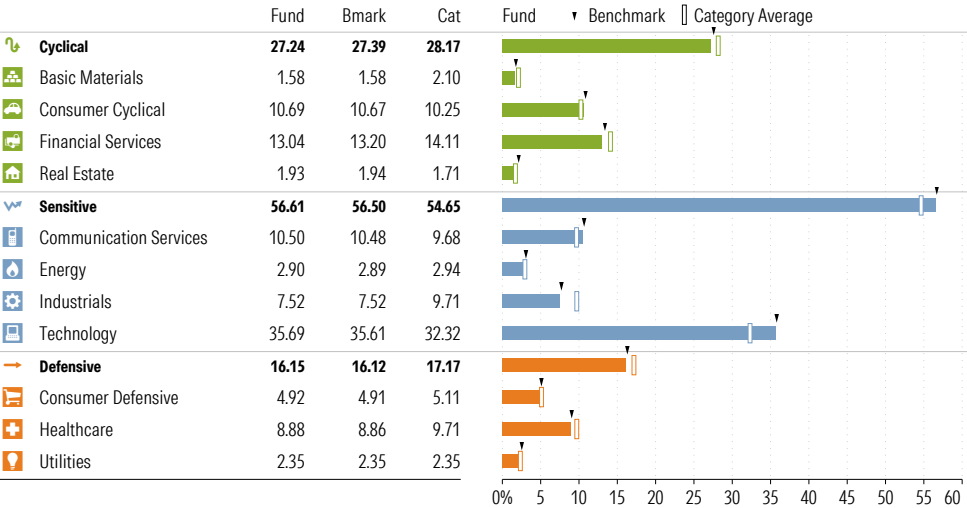
### Style Breakdown



## Asset Allocation as of 09-30-2025



## Sector Weighting as of 09-30-2025



## Top 15 Holdings as of 09-30-2025

Name	% Net Asset	Cumulative %	YTD Return %	Morningstar Sector
⊖ NVIDIA Corp	7.95	7.95	38.96	Technology
⊖ Microsoft Corp	6.72	14.68	23.47	Technology
⊖ Apple Inc	6.60	21.27	1.99	Technology
⊕ Amazon.com Inc	3.72	25.00	0.08	Consumer Cyclical
⊖ Meta Platforms Inc Class A	2.78	27.78	25.69	Communication Svc
⊖ Broadcom Inc	2.71	30.49	43.06	Technology
⊖ Alphabet Inc Class A	2.47	32.96	28.75	Communication Svc
⊖ Tesla Inc	2.18	35.14	10.12	Consumer Cyclical
⊖ Alphabet Inc Class C	1.99	37.12	28.21	Communication Svc
⊖ Berkshire Hathaway Inc Class B	1.61	38.73	10.91	Financial Services
⊖ JPMorgan Chase & Co	1.46	40.20	33.28	Financial Services
⊖ Eli Lilly and Co	1.06	41.25	-0.58	Healthcare
⊖ Visa Inc Class A	0.99	42.24	8.58	Financial Services
⊖ Netflix Inc	0.89	43.13	34.51	Communication Svc
⊖ Exxon Mobil Corp	0.84	43.97	7.58	Energy

Total Holdings 507

⊕ Increase ⊖ Decrease ✨ New to Portfolio



# Vanguard Mid Cap Index Admiral VIMAX

Morningstar Category  
Mid-Cap Blend

Morningstar Index  
Russell Mid Cap TR USD

## Portfolio Manager(s)

Aaron Choi since 08-2023  
Kenny Narzikul since 02-2025

## Quantitative Screens

- ✓ **Performance:** The fund has finished in the Mid-Cap Blend category's top three quartiles in 9 of the 10 years it's been in existence.
- ✗ **Management:** The fund's management team has been in place for less than three years.
- ✓ **Style:** The fund has landed in its primary style box — Mid-Cap Blend — 100 % of the time over the past three years.
- ✓ **Net Expense:** The fund's expense ratio of 0.05 is 93.75% lower than the Mid-Cap Blend category average.

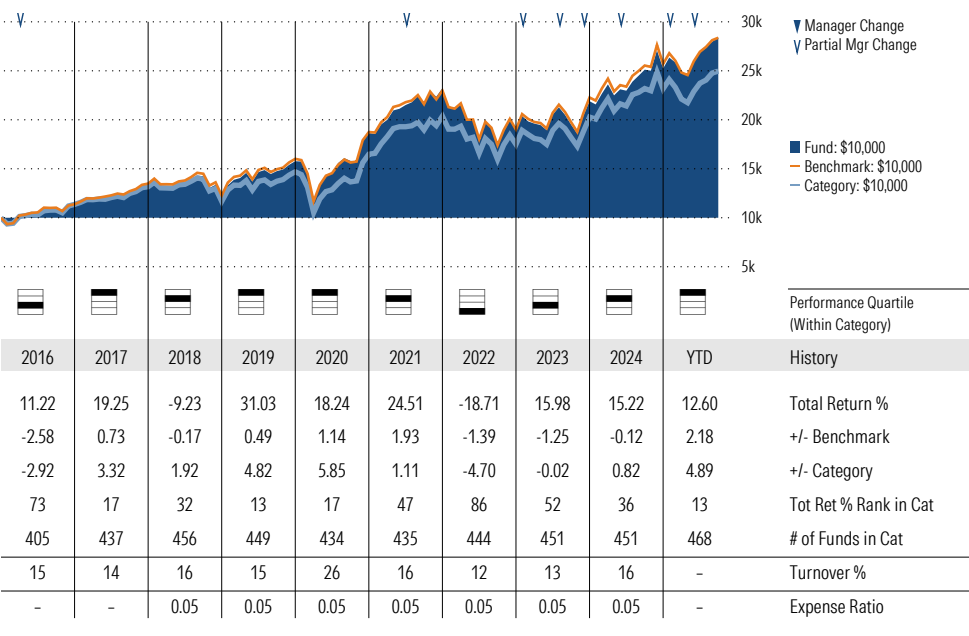
## Morningstar Investment Management LLC Analysis

This fund fails the manager tenure screen due to the retirement of a long-serving manager. Since this is a team-managed index fund, we are not concerned about the change.

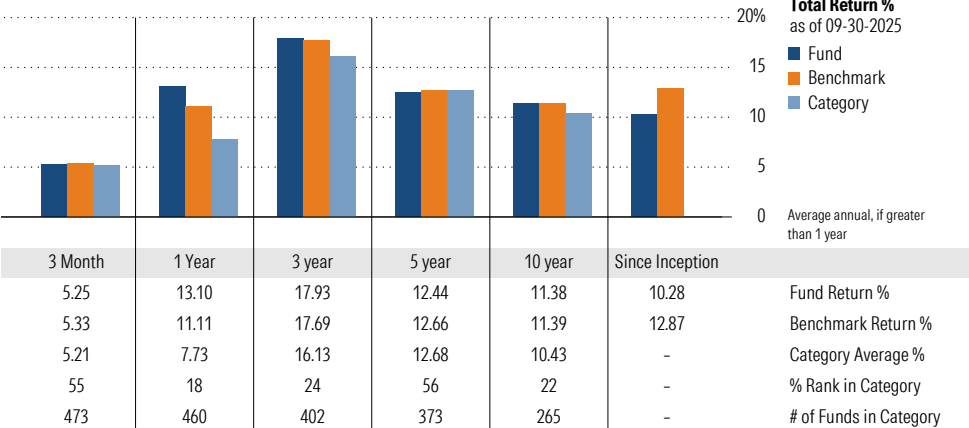
## ESG Metrics

Metric	Rating	Updated
Sustainability Rating	4	08-31-2025
Carbon Risk Score	Medium Risk	12-31-2022
ESG Commitment	1-Low	02-15-2022

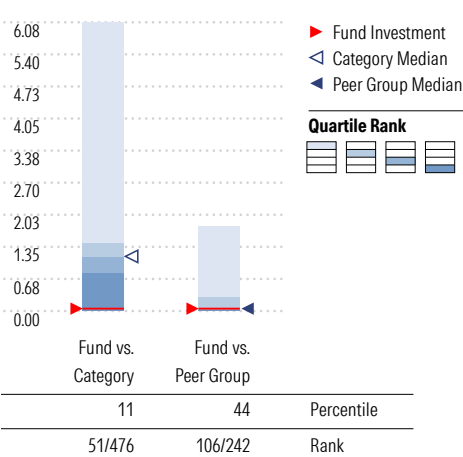
## Growth of \$10,000



## Trailing Performance



## Net Expense



Peer group is a subset of the category and includes funds with the same management style (active vs. passive) and similar share class characteristics.

## 3-Year Risk Metrics

	Fund	Bmark	Cat
Alpha	0.91	-	-1.41
Beta	0.95	-	0.99
R-Squared	99.40	-	92.88
Standard Deviation	16.02	16.74	17.29
Sharpe Ratio	0.81	0.77	0.65
Tracking Error	1.46	-	4.59
Information Ratio	0.17	-	-0.56
Up Capture Ratio	97.38	-	97.27
Down Capture Ratio	93.85	-	104.00

## Portfolio Metrics

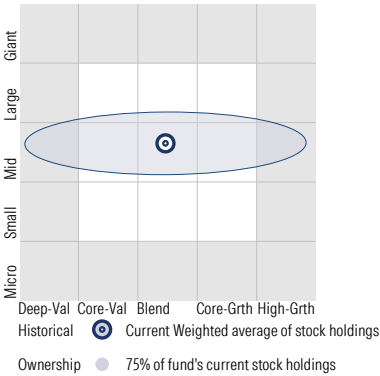
	Fund	Bmark	Cat
Price/Earnings Ratio	23.66	22.49	22.60
Price/Book Ratio	3.19	2.90	3.19
Geom Avg Mkt Cap \$B	41.12	23.77	16.47
ROE	20.06	17.82	20.59

Vanguard Mid Cap Index Admiral VIMAX


Morningstar Category  
Mid-Cap Blend

Morningstar Index  
Russell Mid Cap TR USD

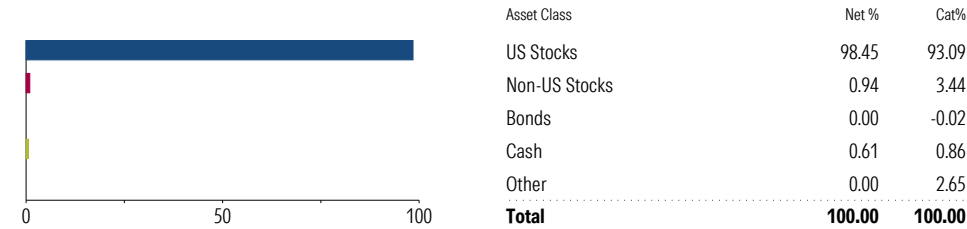
Style Analysis as of 09-30-2025  
Morningstar Style Box™



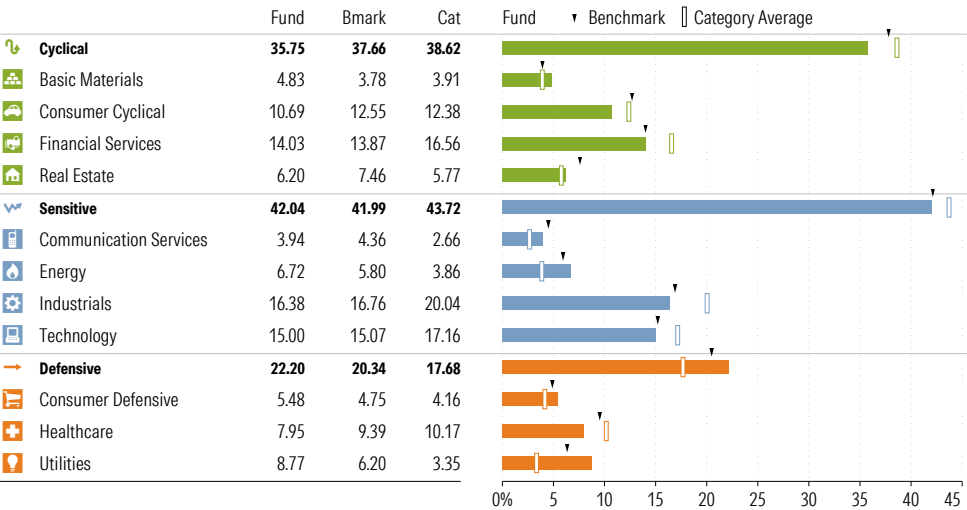
Style Breakdown



Asset Allocation as of 09-30-2025



Sector Weighting as of 09-30-2025



Top 15 Holdings as of 09-30-2025

Name	% Net Asset	Cumulative %	YTD Return %	Morningstar Sector
⊕ Robinhood Markets Inc Class A	1.21	1.21	-	Financial Services
⊖ Constellation Energy Corp	1.13	2.34	-	Utilities
⊖ Newmont Corp	1.01	3.35	128.53	Basic Materials
⊖ DoorDash Inc Ordinary Shares - Class A	1.01	4.36	62.14	Consumer Cyclical
⊕ Roblox Corp Ordinary Shares - Class A	0.93	5.29	139.41	Communication Svc
⊖ CRH PLC	0.88	6.17	30.79	Basic Materials
⊖ Arthur J. Gallagher & Co	0.87	7.04	9.81	Financial Services
⊖ Howmet Aerospace Inc	0.87	7.91	79.71	Industrials
⊖ Royal Caribbean Group	0.87	8.78	41.35	Consumer Cyclical
⊖ Motorola Solutions Inc	0.83	9.61	-0.36	Technology
⊖ TransDigm Group Inc	0.81	10.42	11.11	Industrials
⊕ Coinbase Global Inc Ordinary Shares - Class A	0.73	11.15	35.92	Financial Services
⊖ Vistra Corp	0.73	11.88	42.59	Utilities
⊖ TE Connectivity PLC Registered Shares	0.71	12.59	55.00	Technology
⊕ Cloudflare Inc	0.70	13.28	99.28	Technology

Total Holdings 293

⊕ Increase ⊖ Decrease ✨ New to Portfolio