

Allspring Small Company Growth Inst WSCGX

Morningstar Category
Small Growth
Morningstar Index
Russell 2000 Growth TR USD

Portfolio Manager(s)

Paul von Kuster since 11-1994
Ryan Smith since 01-2021
Samuel Smith since 01-2021
Allison Lewis since 06-2023

Quantitative Screens

- Performance: The fund has finished in the Small Growth category's top three quartiles in 9 of the 10 years it's been in existence.
- Management: The fund's management has been in place for 30.91 years.
- Style: The fund has landed in its primary style box — Small Growth — 100 % of the time over the past three years.
- Net Expense: The fund's expense ratio of 0.94 is 18.26% lower than the Small Growth category average.

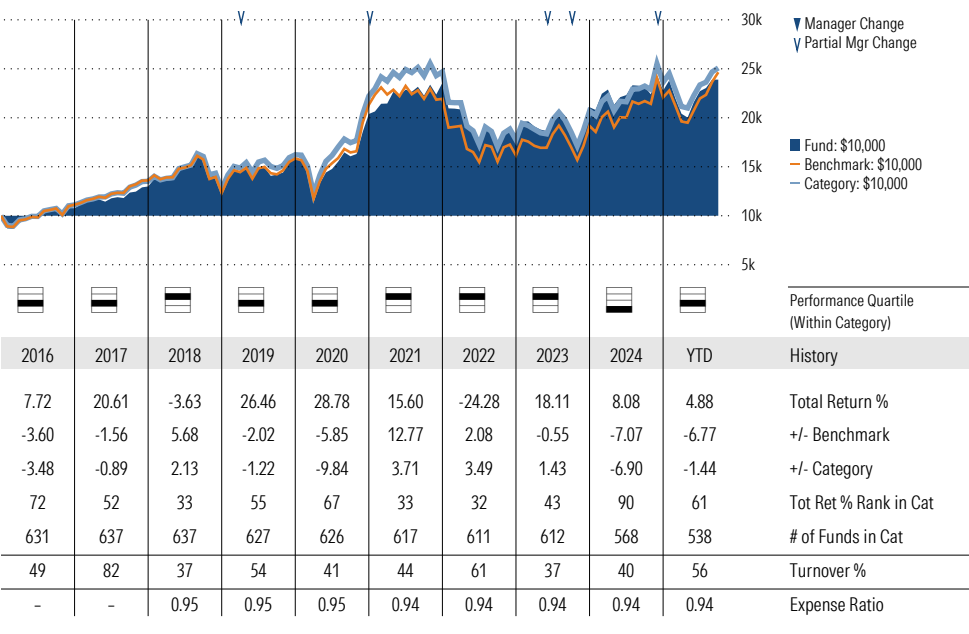
Morningstar Investment Management LLC Analysis

This fund passes all of Morningstar Investment Management's quantitative screens. Morningstar Investment Management has also assessed the fund from a qualitative perspective and, as a fiduciary, is comfortable recommending the fund's use in retirement plans.

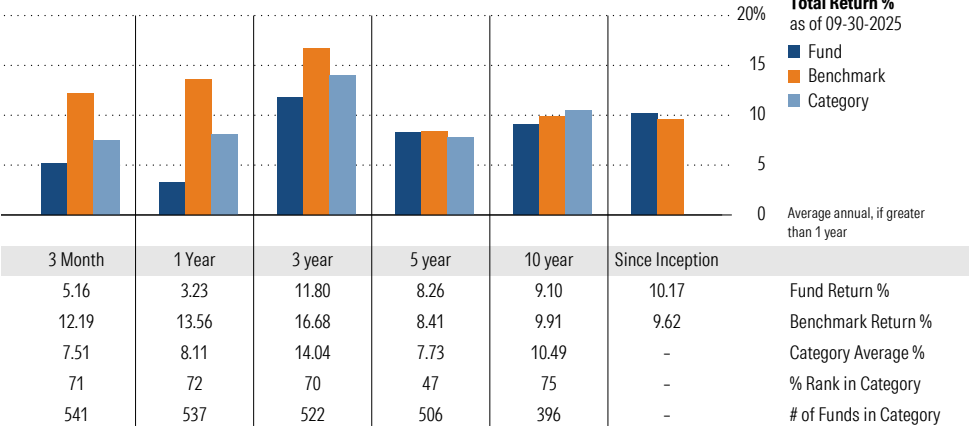
ESG Metrics

Metric	Rating	Updated
Sustainability Rating	3	08-31-2025
Carbon Risk Score	Low Risk	12-31-2022

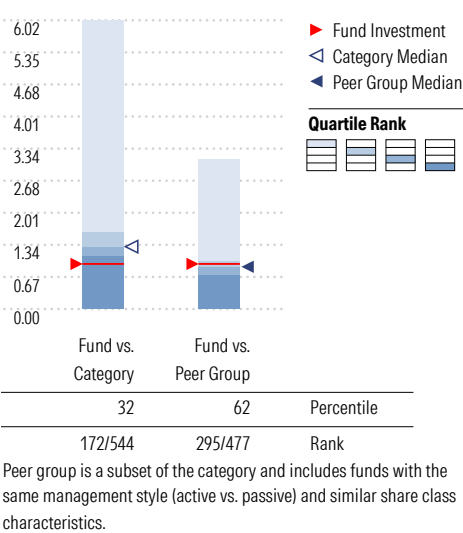
Growth of \$10,000



Trailing Performance



Net Expense



3-Year Risk Metrics

	Fund	Bmark	Cat
Alpha	-2.12	-	-0.72
Beta	0.85	-	0.89
R-Squared	93.76	-	89.69
Standard Deviation	18.58	21.24	20.12
Sharpe Ratio	0.43	0.60	0.50
Tracking Error	5.67	-	6.87
Information Ratio	-0.86	-	-0.37
Up Capture Ratio	80.28	-	86.34
Down Capture Ratio	86.62	-	88.37

Portfolio Metrics

	Fund	Bmark	Cat
Price/Earnings Ratio	28.00	25.25	27.21
Price/Book Ratio	3.71	4.35	3.81
Geom Avg Mkt Cap \$B	5.25	3.83	7.19
ROE	7.92	5.00	11.44

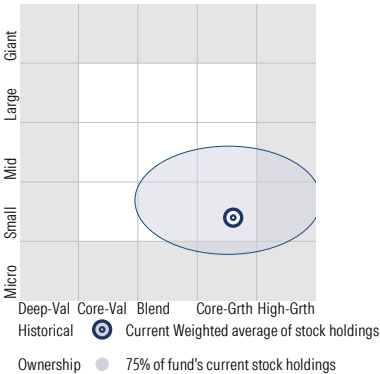
Allspring Small Company Growth Inst WSCGX

Morningstar Category
Small Growth

Morningstar Index
Russell 2000 Growth TR USD

Style Analysis as of 09-30-2025

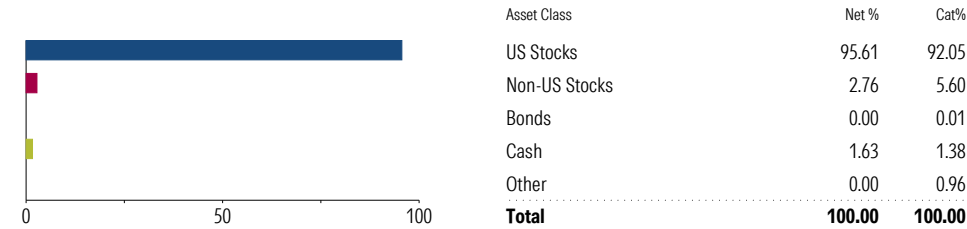
Morningstar Style Box™



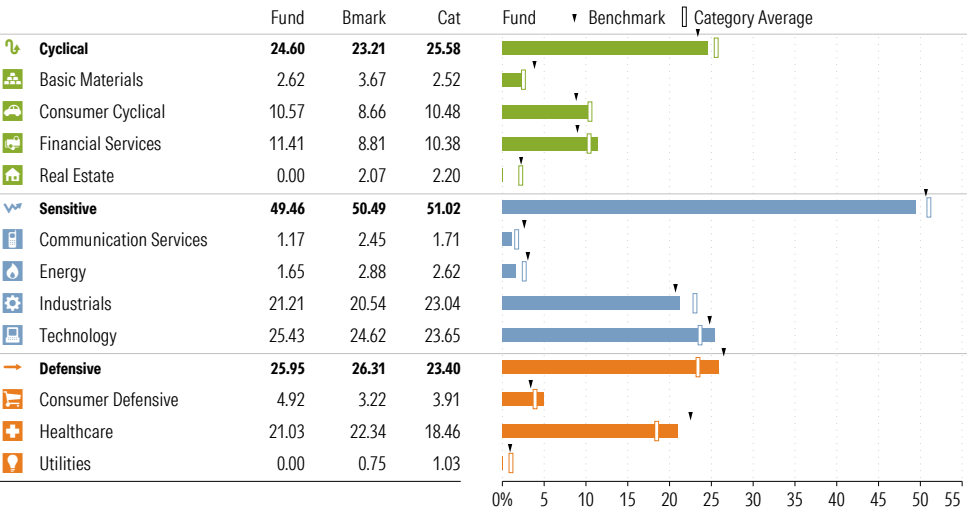
Style Breakdown



Asset Allocation as of 09-30-2025



Sector Weighting as of 09-30-2025



Top 10 Holdings as of 09-30-2025

Name	% Net Asset	Cumulative %	YTD Return %	Morningstar Sector
⊕ Allspring Government MMkt Select	1.63	1.63	-	-
⊖ Ciena Corp	1.44	3.06	71.76	Technology
⊕ SPX Technologies Inc	1.41	4.48	28.35	Industrials
⊖ Stifel Financial Corp	1.35	5.83	8.27	Financial Services
⊖ Element Solutions Inc	1.33	7.16	-0.08	Basic Materials
⊖ Kratos Defense & Security Solutions Inc	1.33	8.49	246.36	Industrials
⊕ PTC Inc	1.33	9.82	10.41	Technology
⊕ Coastal Financial Corp	1.26	11.08	27.39	Financial Services
⊖ Patrick Industries Inc	1.21	12.28	25.94	Consumer Cyclical
⊕ Varonis Systems Inc	1.19	13.48	29.35	Technology

Total Holdings 10

⊕ Increase ⊖ Decrease ✱ New to Portfolio

American Century Mid Cap Value I AVUAX

Morningstar Category
Mid-Cap Value

Morningstar Index
Russell Mid Cap Value TR USD

Portfolio Manager(s)

Michael Liss since 03-2004
Kevin Toney since 08-2008
Brian Woglom since 02-2012
Nathan Rawlins since 03-2022

Quantitative Screens

- Performance: The fund has finished in the Mid-Cap Value category's top three quartiles in 8 of the 10 years it's been in existence.
- Management: The fund's management has been in place for 21.52 years.
- Style: The fund has landed in its primary style box — Mid-Cap Value — 100 % of the time over the past three years.
- Net Expense: The fund's expense ratio of 0.77 is 18.95% lower than the Mid-Cap Value category average.

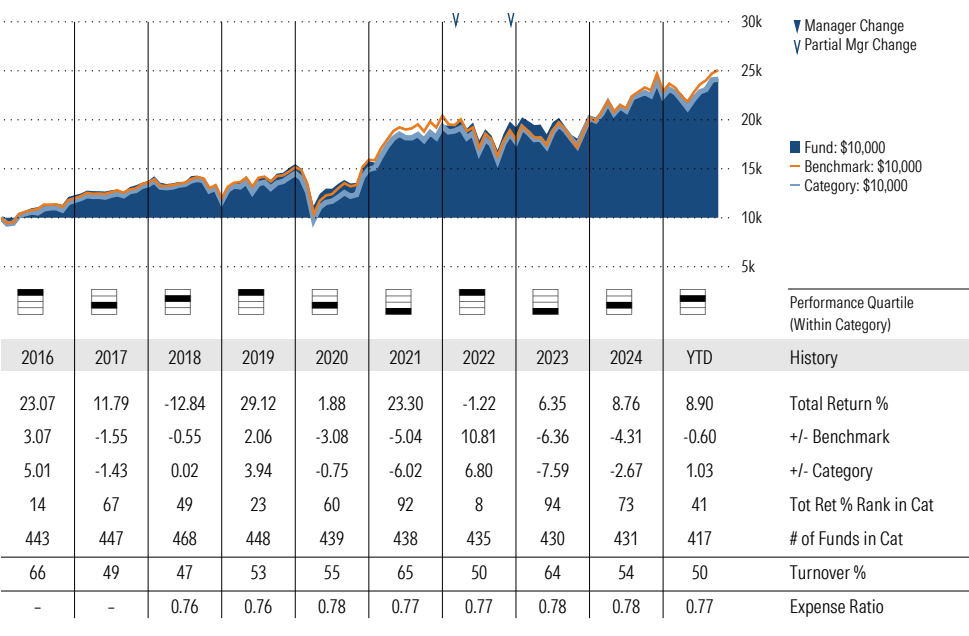
Morningstar Investment Management LLC Analysis

This fund passes all of Morningstar Investment Management's quantitative screens. Morningstar Investment Management has also assessed the fund from a qualitative perspective and, as a fiduciary, is comfortable recommending the fund's use in retirement plans.

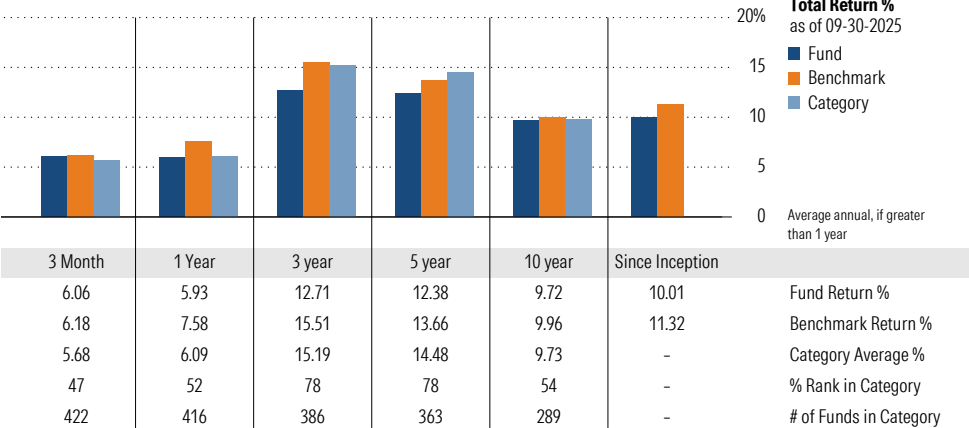
ESG Metrics

Metric	Rating	Updated
Sustainability Rating	3	08-31-2025
Carbon Risk Score	Medium Risk	12-31-2022
ESG Commitment	1-Low	02-15-2022

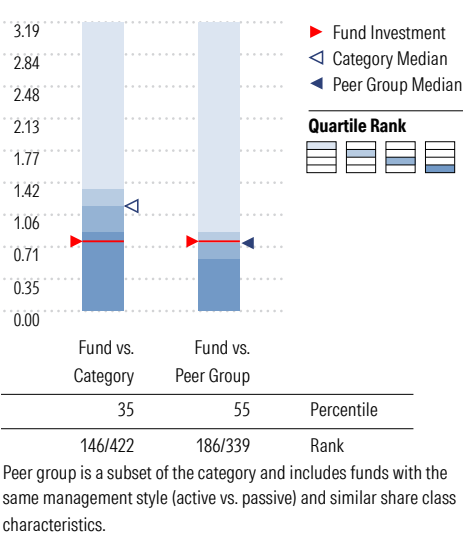
Growth of \$10,000



Trailing Performance



Net Expense



3-Year Risk Metrics

	Fund	Bmark	Cat
Alpha	0.21	-	0.22
Beta	0.81	-	0.97
R-Squared	91.01	-	92.40
Standard Deviation	14.27	16.90	17.02
Sharpe Ratio	0.57	0.65	0.62
Tracking Error	5.39	-	4.82
Information Ratio	-0.52	-	-0.16
Up Capture Ratio	80.50	-	96.30
Down Capture Ratio	79.53	-	95.39

Portfolio Metrics

	Fund	Bmark	Cat
Price/Earnings Ratio	18.28	20.53	18.93
Price/Book Ratio	2.10	2.37	2.04
Geom Avg Mkt Cap \$B	21.93	21.69	20.87
ROE	14.54	14.14	14.21

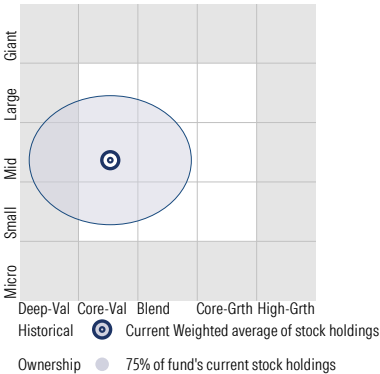
American Century Mid Cap Value I AVUAX

Morningstar Category
Mid-Cap Value

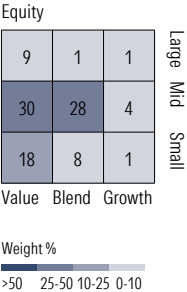
Morningstar Index
Russell Mid Cap Value TR USD

Style Analysis as of 09-30-2025

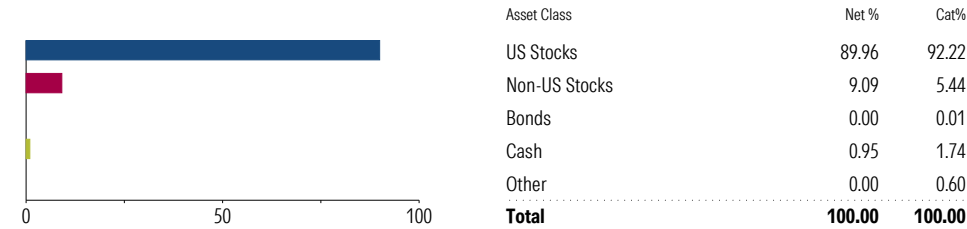
Morningstar Style Box™



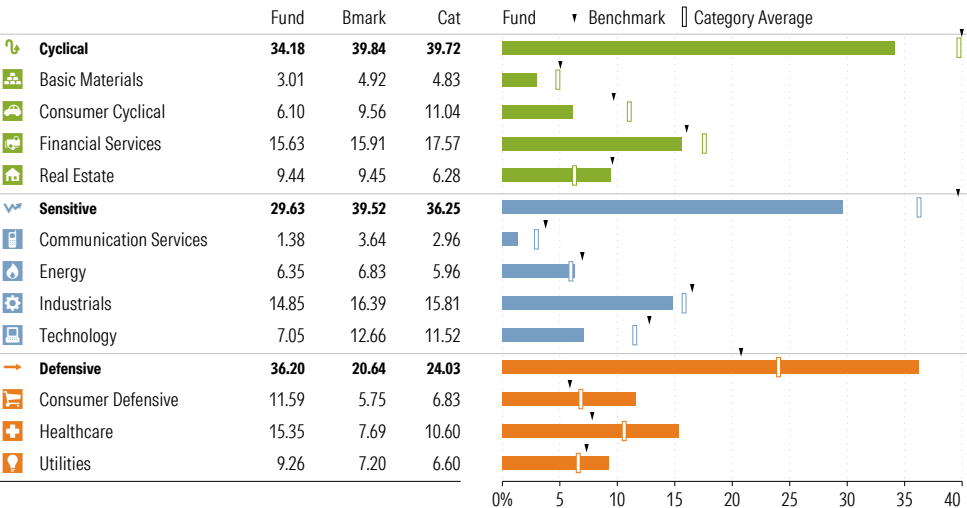
Style Breakdown



Asset Allocation as of 09-30-2025



Sector Weighting as of 09-30-2025



Top 15 Holdings as of 09-30-2025

Name	% Net Asset	Cumulative %	YTD Return %	Morningstar Sector
⊖ Zimmer Biomet Holdings Inc	2.72	2.72	-6.07	Healthcare
⊕ Henry Schein Inc	1.96	4.68	-4.09	Healthcare
⊖ U.S. Bancorp	1.90	6.58	4.22	Financial Services
⊖ Willis Towers Watson PLC	1.79	8.38	11.16	Financial Services
⊕ Xcel Energy Inc	1.75	10.13	22.79	Utilities
⊕ Commerce Bancshares Inc	1.66	11.79	-2.77	Financial Services
⊖ Enterprise Products Partners LP	1.66	13.45	4.86	Energy
⊖ CSX Corp	1.65	15.10	11.25	Industrials
⊖ Truist Financial Corp	1.65	16.75	8.99	Financial Services
⊕ Evergy Inc	1.64	18.40	26.76	Utilities
⊖ Realty Income Corp	1.58	19.98	18.33	Real Estate
⊖ Labcorp Holdings Inc	1.57	21.55	26.12	Healthcare
⊖ Baker Hughes Co Class A	1.55	23.10	20.45	Energy
⊕ Reinsurance Group of America Inc	1.54	24.64	-8.80	Financial Services
⊕ Kenvue Inc	1.53	26.17	-21.09	Consumer Defensive

Total Holdings 108

⊕ Increase ⊖ Decrease ✨ New to Portfolio

American Century Real Estate I REAIX

Morningstar Category
Real Estate

Morningstar Index
S&P United States REIT TR USD

Portfolio Manager(s)

Steven Brown since 11-2008
Steven Rodriguez since 12-2009
Vishal Govil since 12-2011

Quantitative Screens

- Performance: The fund has finished in the Real Estate category's top three quartiles in 9 of the 10 years it's been in existence.
- Management: The fund's management has been in place for 16.88 years.
- Style: The fund has landed in its primary style box — Mid-Cap Blend — 81.82 % of the time over the past three years.
- Net Expense: The fund's expense ratio of 0.95 is 15.93% lower than the Real Estate category average.

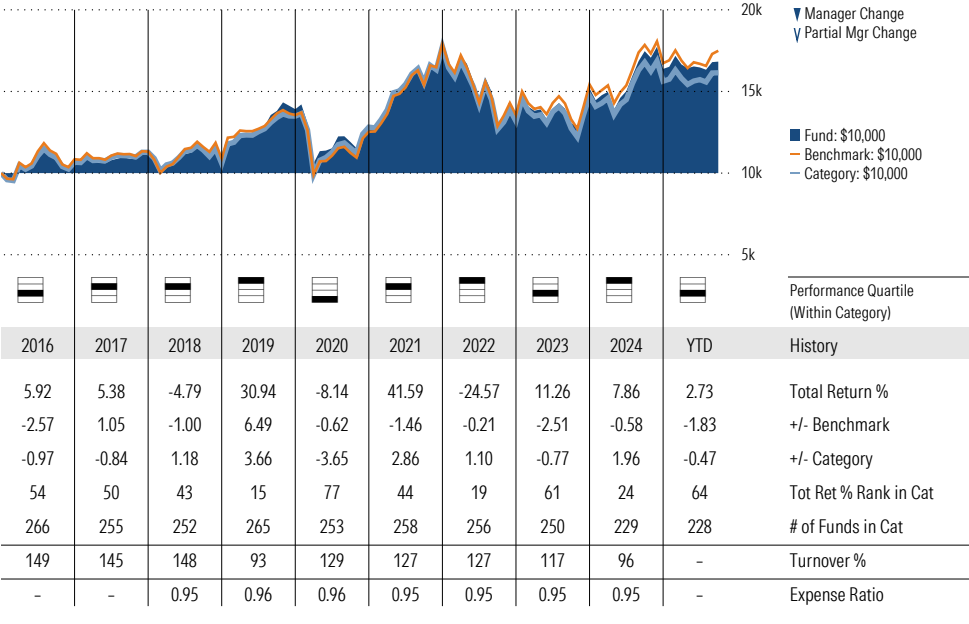
Morningstar Investment Management LLC Analysis

This fund fails the style screen but remains focused on real estate securities so we do not regard the failure as significant.

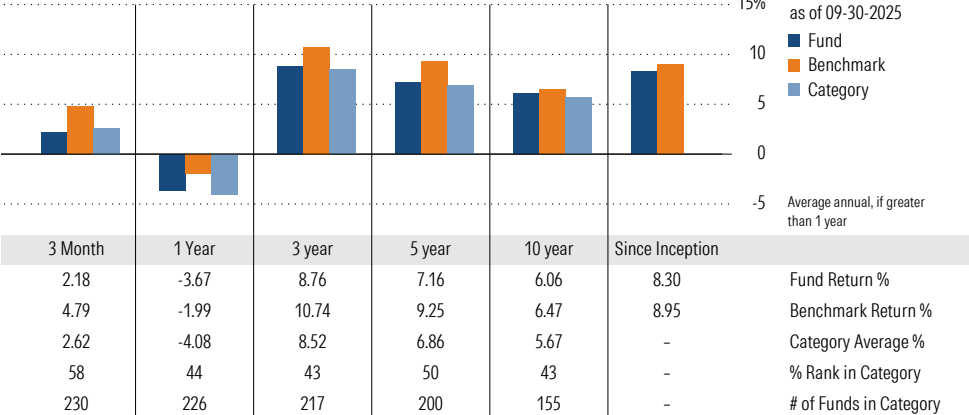
ESG Metrics

Metric	Rating	Updated
Sustainability Rating	3	08-31-2025
Carbon Risk Score	Low Risk	12-31-2022

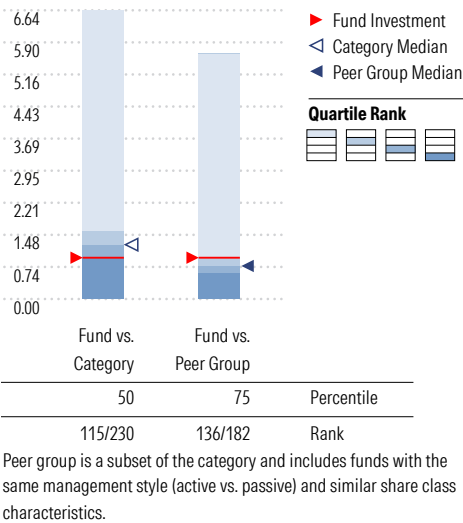
Growth of \$10,000



Trailing Performance



Net Expense



3-Year Risk Metrics

	Fund	Bmark	Cat
Alpha	-1.02	-	-1.92
Beta	0.92	-	0.96
R-Squared	96.48	-	93.09
Standard Deviation	15.91	17.05	16.96
Sharpe Ratio	0.30	0.39	0.22
Tracking Error	3.31	-	4.02
Information Ratio	-0.60	-	-0.71
Up Capture Ratio	89.04	-	90.53
Down Capture Ratio	92.89	-	97.73

Portfolio Metrics

	Fund	Bmark	Cat
Price/Earnings Ratio	23.89	38.46	35.69
Price/Book Ratio	2.48	2.42	2.89
Geom Avg Mkt Cap \$B	28.44	9.35	37.63
ROE	11.44	9.56	14.86

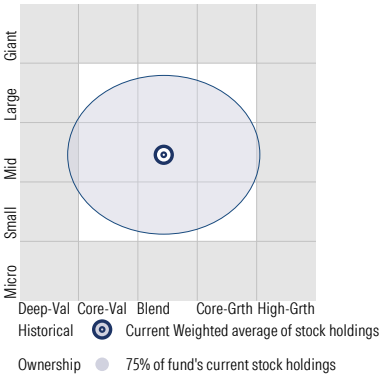
American Century Real Estate I REAIX

Morningstar Category
Real Estate

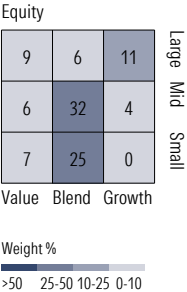
Morningstar Index
S&P United States REIT TR USD

Style Analysis as of 09-30-2025

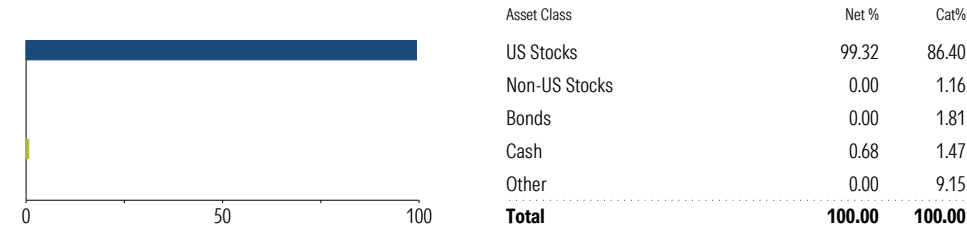
Morningstar Style Box™



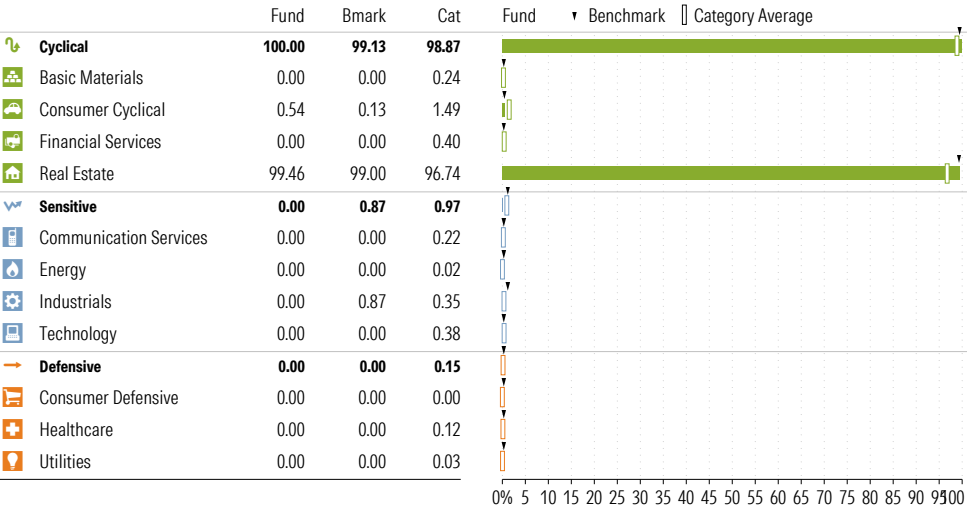
Style Breakdown



Asset Allocation as of 09-30-2025



Sector Weighting as of 09-30-2025



Top 15 Holdings as of 09-30-2025

Name	% Net Asset	Cumulative %	YTD Return %	Morningstar Sector
⊕ Welltower Inc	10.61	10.61	43.00	Real Estate
⊕ Prologis Inc	8.96	19.58	11.21	Real Estate
⊖ American Tower Corp	6.28	25.86	7.64	Real Estate
⊕ Equinix Inc	6.06	31.91	-15.44	Real Estate
⊖ Digital Realty Trust Inc	5.33	37.24	-0.45	Real Estate
⊖ VICI Properties Inc Ordinary Shares	4.24	41.49	16.14	Real Estate
⊖ Simon Property Group Inc	3.86	45.35	12.66	Real Estate
⊕ Ventas Inc	3.63	48.98	21.29	Real Estate
⊕ Crown Castle Inc	3.53	52.51	10.38	Real Estate
⊕ Extra Space Storage Inc	3.21	55.72	-2.54	Real Estate
⊖ Iron Mountain Inc	2.91	58.63	-0.78	Real Estate
⊕ American Healthcare REIT Inc Ordinary Shares	2.91	61.54	50.46	Real Estate
⊖ AvalonBay Communities Inc	2.28	63.82	-9.80	Real Estate
⊕ CBRE Group Inc Class A	2.04	65.86	20.01	Real Estate
⊕ Essential Properties Realty Trust Inc	1.99	67.85	-2.00	Real Estate

Total Holdings 43

⊕ Increase ⊖ Decrease ✱ New to Portfolio

American Funds Capital Income Bldr R6 RIRGX

Morningstar Category
Global Moderately
Aggressive Allocation

Morningstar Index
Morningstar Mod Agg Tgt Risk TR USD

Portfolio Manager(s)

James Lovelace since 01-1992
David Hoag since 01-2004
Steven Watson since 01-2007
Winnie Kwan since 01-2007
Alfonso Barroso since 01-2010
Grant Cambridge since 01-2013
Philip Winston since 01-2014
Fergus MacDonald since 01-2015
Aline Avzaradel since 01-2016
Caroline Randall since 01-2021
Charles Ellwein since 01-2023
William Robbins since 01-2024
Saurav Jain since 01-2025
Brian Wong since 01-2025

Quantitative Screens

✗ Performance: The fund has finished in the Global Moderately Aggressive Allocation category's top three quartiles in 6 of the 10 years it's been in existence.

✓ Management: The fund's management has been in place for 33.77 years.

✓ Style: The fund has landed in its primary style box — Large Value — 100 % of the time over the past three years.

✓ Net Expense: The fund's expense ratio of 0.27 is 73% lower than the Global Moderately Aggressive Allocation category average.

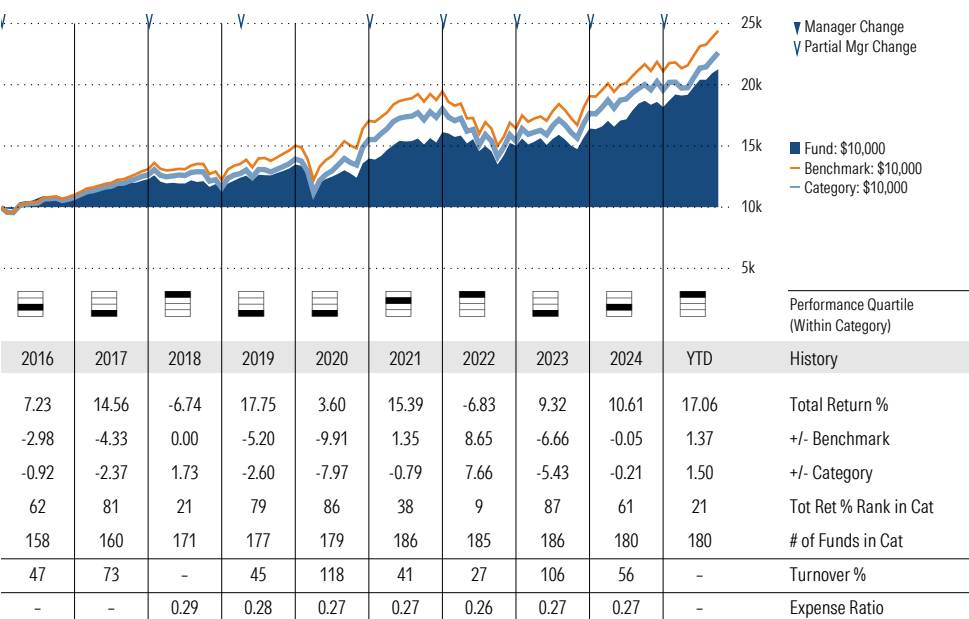
Morningstar Investment Management LLC Analysis

This fund fails the performance consistency screen, but its long-term returns remain strong with low Morningstar Risk, so we remain comfortable recommending the fund.

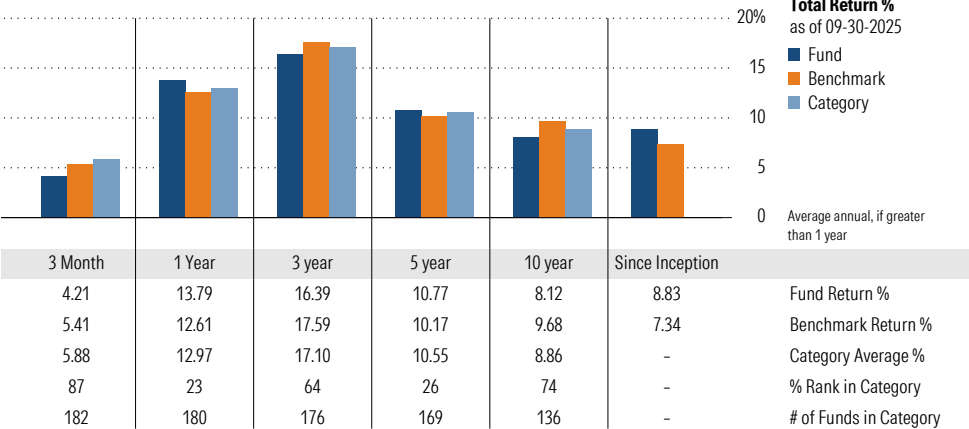
ESG Metrics

Metric	Rating	Updated
Sustainability Rating	2	08-31-2025
Carbon Risk Score	Medium Risk	12-31-2022

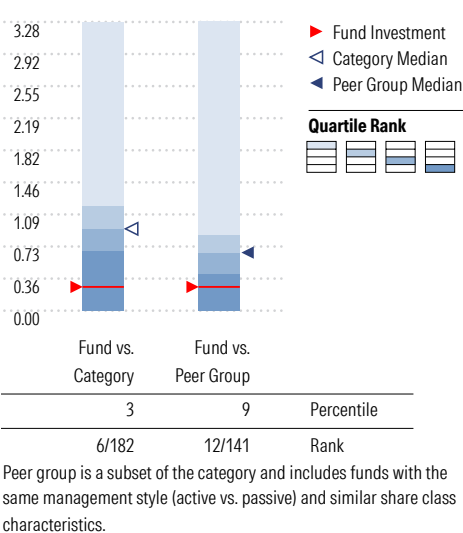
Growth of \$10,000



Trailing Performance



Net Expense



3-Year Risk Metrics

	Fund	Bmark	Cat
Alpha	1.96	-	-0.23
Beta	0.81	-	0.96
R-Squared	88.72	-	91.23
Standard Deviation	9.71	11.24	11.32
Sharpe Ratio	1.11	1.07	0.99
Tracking Error	3.87	-	3.18
Information Ratio	-0.31	-	-0.41
Up Capture Ratio	88.62	-	95.44
Down Capture Ratio	80.87	-	97.59

Portfolio Metrics

	Fund	Bmark	Cat
Price/Earnings Ratio	19.05	20.68	22.01
Price/Book Ratio	2.55	2.61	2.99
Avg Eff Duration	4.78	-	5.60

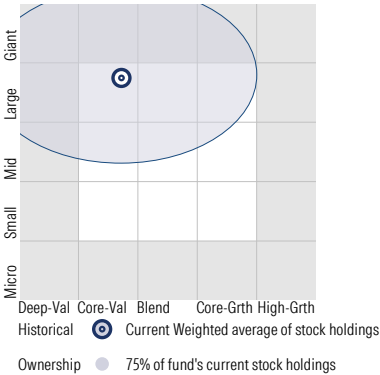
American Funds Capital Income Bldr R6 RIRGX

Morningstar Category
Global Moderately
Aggressive Allocation

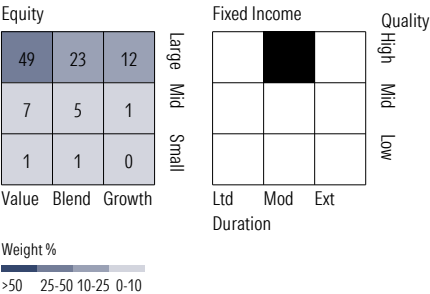
Morningstar Index
Morningstar Mod Agg Tgt Risk TR USD

Style Analysis as of 09-30-2025

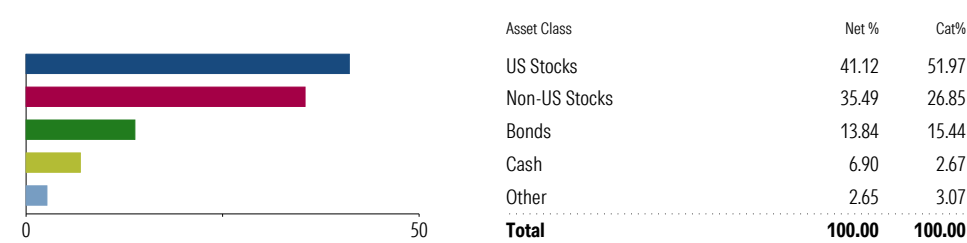
Morningstar Style Box™



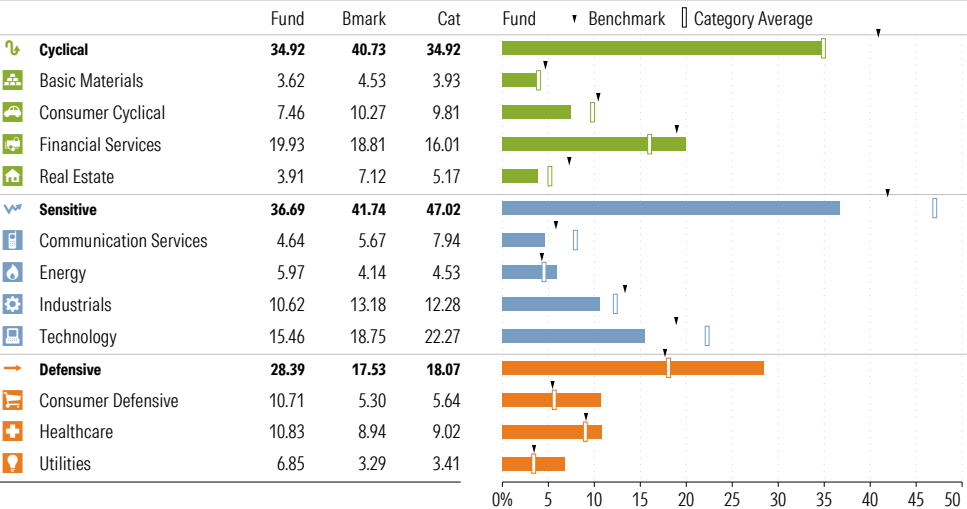
Style Breakdown



Asset Allocation as of 09-30-2025



Sector Weighting as of 09-30-2025



Top 10 Holdings as of 09-30-2025

Name	Maturity Date	% Net Asset	Cumulative %	YTD Return %	Morningstar Sector
⊕ Capital Group Central Cash Fund	-	7.32	7.32	-	-
⊖ Broadcom Inc	-	4.45	11.76	43.06	Technology
⊖ Philip Morris International Inc	-	2.30	14.06	37.02	Consumer Defensive
⊕ Cap Grp Cent Fd Ser Ii	-	2.27	16.33	-	-
⊕ Taiwan Semiconductor Manufacturing Co Ltd	-	2.26	18.59	-	Technology
⊖ RTX Corp	-	2.02	20.62	46.32	Industrials
⊕ British American Tobacco PLC	-	1.75	22.37	-	Consumer Defensive
⊖ JPMorgan Chase & Co	-	1.60	23.97	33.28	Financial Services
⊖ AbbVie Inc	-	1.57	25.54	33.07	Healthcare
Microsoft Corp	-	1.53	27.07	23.47	Technology

Total Holdings 2351

⊕ Increase ⊖ Decrease ✱ New to Portfolio

American Funds Intl Gr and Inc R6 RIGGX

Morningstar Category
Foreign Large Blend

Morningstar Index
MSCI ACWI Ex USA NR USD

Portfolio Manager(s)

Steven Watson since 10-2008
Andrew Suzman since 10-2008
Patrice Collette since 09-2010
Leo Hee since 07-2015
Michael Cohen since 07-2018
Lisa Thompson since 09-2018
Bobby Chada since 09-2024
Barbara Burtin since 09-2024

Quantitative Screens

- Performance: The fund has finished in the Foreign Large Blend category's top three quartiles in 10 of the 10 years it's been in existence.
- Management: The fund's management has been in place for 17.01 years.
- Style: The fund has landed in its primary style box — Large Blend — 100 % of the time over the past three years.
- Net Expense: The fund's expense ratio of 0.53 is 32.91% lower than the Foreign Large Blend category average.

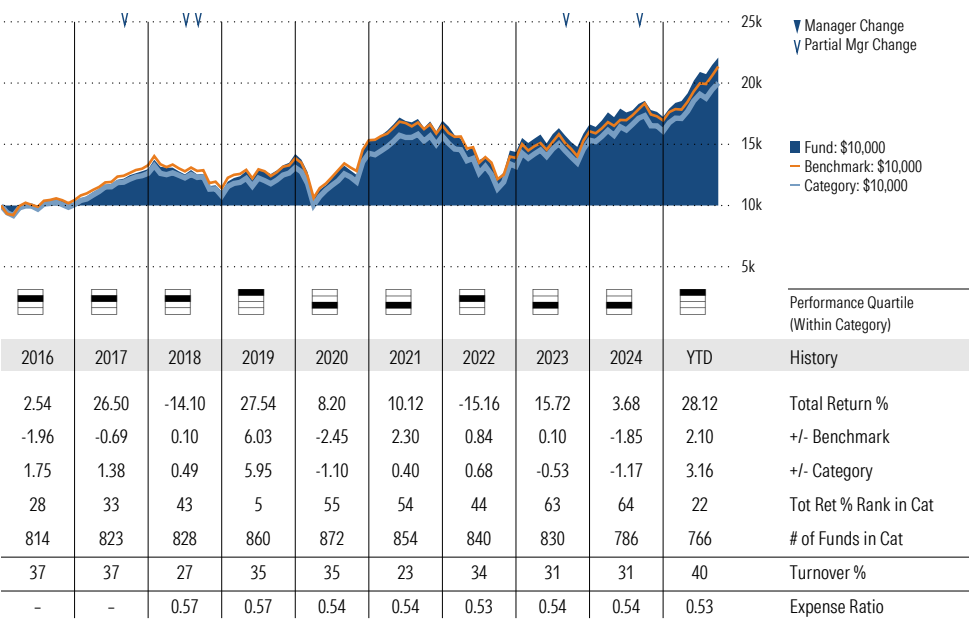
Morningstar Investment Management LLC Analysis

This fund passes all of Morningstar Investment Management's quantitative screens. Morningstar Investment Management has also assessed the fund from a qualitative perspective and, as a fiduciary, is comfortable recommending the fund's use in retirement plans.

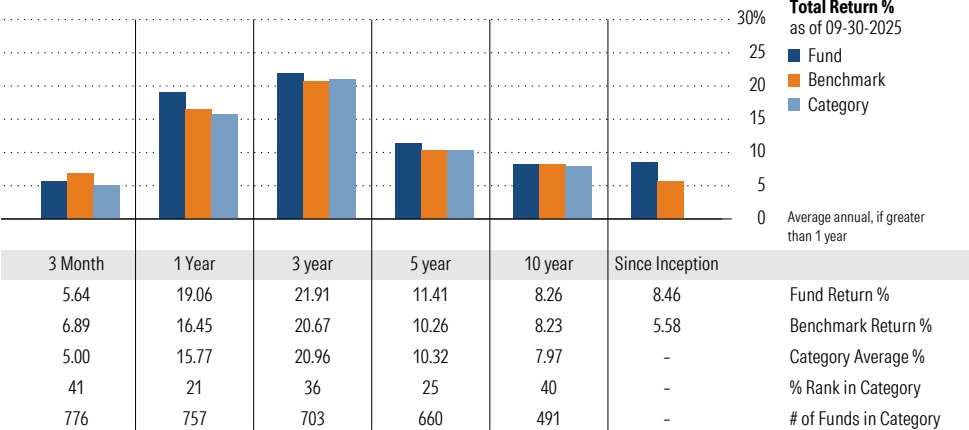
ESG Metrics

Metric	Rating	Updated
Sustainability Rating	2	08-31-2025
Carbon Risk Score	Low Risk	12-31-2022
ESG Commitment	1-Low	02-15-2022

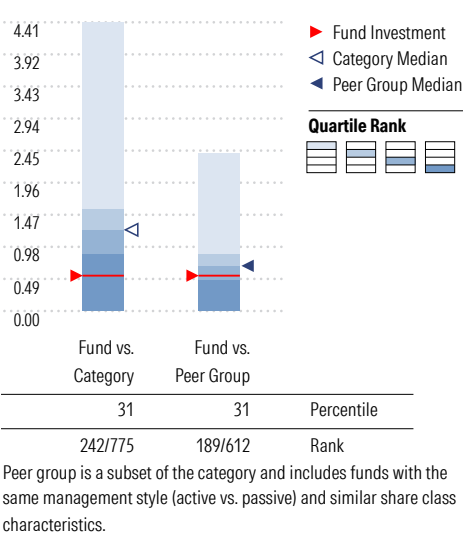
Growth of \$10,000



Trailing Performance



Net Expense



3-Year Risk Metrics

	Fund	Bmark	Cat
Alpha	1.11	-	0.01
Beta	1.00	-	1.02
R-Squared	94.50	-	90.69
Standard Deviation	13.56	13.21	14.14
Sharpe Ratio	1.17	1.12	1.08
Tracking Error	3.18	-	4.25
Information Ratio	0.39	-	0.11
Up Capture Ratio	102.71	-	104.10
Down Capture Ratio	97.74	-	108.66

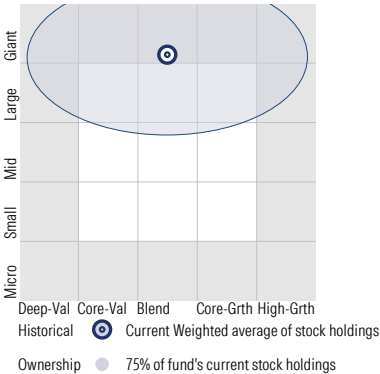
Portfolio Metrics

	Fund	Bmark	Cat
Price/Earnings Ratio	16.90	16.87	17.69
Price/Book Ratio	2.05	2.07	2.11
Geom Avg Mkt Cap \$B	63.72	62.76	67.92
ROE	19.16	18.05	18.02


American Funds Intl Gr and Inc R6 RIGGX

Morningstar Category Foreign Large Blend
Morningstar Index MSCI ACWI Ex USA NR USD

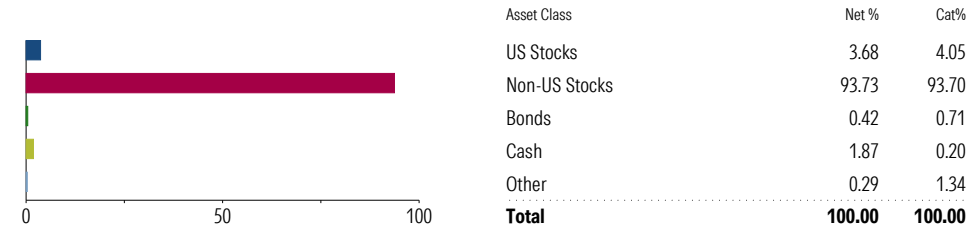
Style Analysis as of 09-30-2025
Morningstar Style Box™



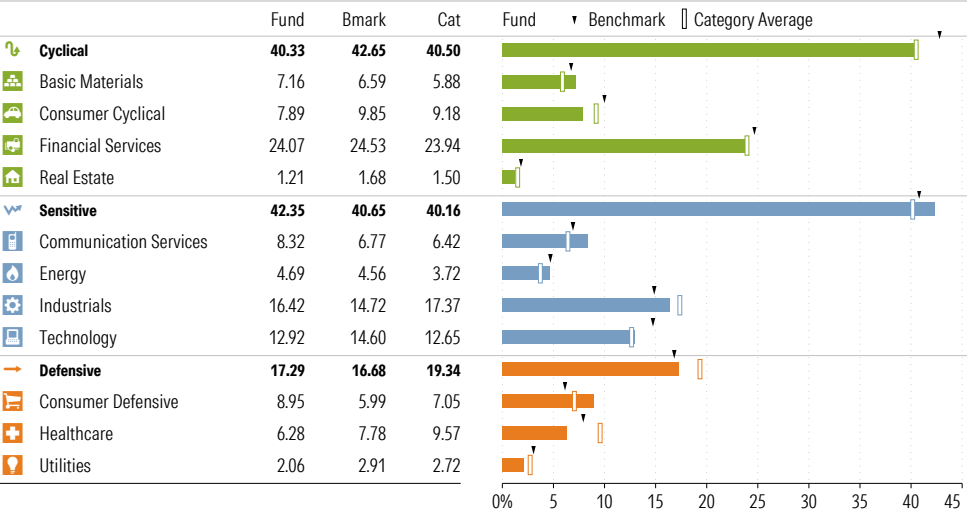
Style Breakdown




Asset Allocation as of 09-30-2025



Sector Weighting as of 09-30-2025



World Regions % Equity 09-30-2025



Top 10 Holdings as of 09-30-2025

Name	% Net Asset	Cumulative %	YTD Return %	Morningstar Sector
Taiwan Semiconductor Manufacturing Co Ltd	4.18	4.18	-	Technology
Capital Group Central Cash M	2.19	6.37	-	-
BAE Systems PLC	2.11	8.48	-	Industrials
ASML Holding NV	1.83	10.31	-	Technology
Airbus SE	1.70	12.01	-	Industrials
British American Tobacco PLC	1.66	13.67	-	Consumer Defensive
UniCredit SpA	1.55	15.21	-	Financial Services
Sanofi SA	1.51	16.73	-	Healthcare
TotalEnergies SE	1.44	18.17	-	Energy
AstraZeneca PLC	1.41	19.58	-	Healthcare

Total Holdings 293

⊕ Increase ⊖ Decrease ✨ New to Portfolio

American Funds New Perspective R6 RNPGX

Morningstar Category
Global Large-Stock Growth

Morningstar Index
MSCI ACWI NR USD

Portfolio Manager(s)

Robert Lovelace since 12-2000
Joanna Jonsson since 12-2005
Steven Watson since 12-2005
Brady Enright since 12-2005
Noriko Chen since 04-2012
Andraz Razen since 07-2015
Barbara Burtin since 12-2018
Patrice Collette since 12-2018
Kohei Higashi since 12-2020
Anne-Marie Peterson since 12-2020

Quantitative Screens

- Performance: The fund has finished in the Global Large-Stock Growth category's top three quartiles in 10 of the 10 years it's been in existence.
- Management: The fund's management has been in place for 24.85 years.
- Style: The fund has landed in its primary style box — Large Growth — 100 % of the time over the past three years.
- Net Expense: The fund's expense ratio of 0.41 is 61.68% lower than the Global Large-Stock Growth category average.

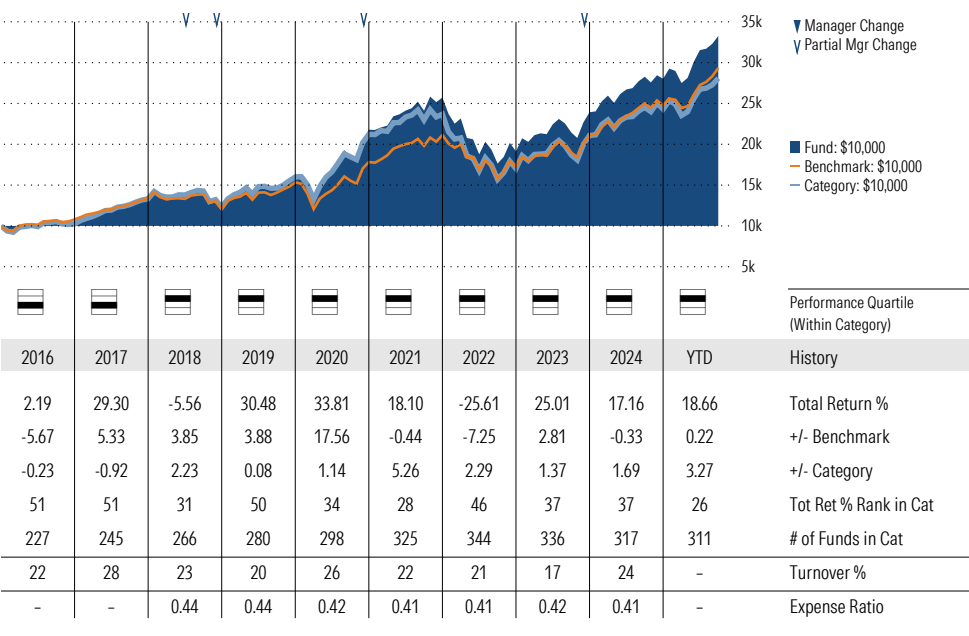
Morningstar Investment Management LLC Analysis

This fund passes all of Morningstar Investment Management's quantitative screens. Morningstar Investment Management has also assessed the fund from a qualitative perspective and, as a fiduciary, is comfortable recommending the fund's use in retirement plans.

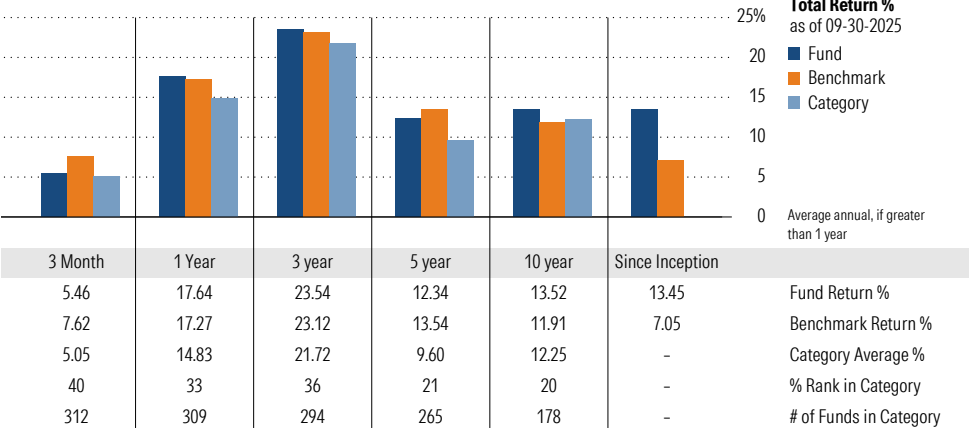
ESG Metrics

Metric	Rating	Updated
Sustainability Rating	2	08-31-2025
Carbon Risk Score	Low Risk	12-31-2022
ESG Commitment	2-Basic	02-15-2022

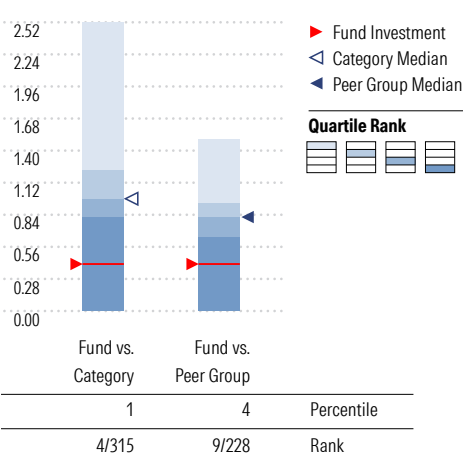
Growth of \$10,000



Trailing Performance



Net Expense



Peer group is a subset of the category and includes funds with the same management style (active vs. passive) and similar share class characteristics.

3-Year Risk Metrics

	Fund	Bmark	Cat
Alpha	-0.86	-	-3.05
Beta	1.06	-	1.13
R-Squared	96.25	-	84.94
Standard Deviation	13.55	12.53	15.59
Sharpe Ratio	1.27	1.34	1.08
Tracking Error	2.73	-	6.37
Information Ratio	0.15	-	-0.24
Up Capture Ratio	102.73	-	104.48
Down Capture Ratio	104.72	-	118.37

Portfolio Metrics

	Fund	Bmark	Cat
Price/Earnings Ratio	25.81	22.83	27.96
Price/Book Ratio	4.27	3.36	4.98
Geom Avg Mkt Cap \$B	219.56	211.82	232.05
ROE	27.44	28.85	29.93



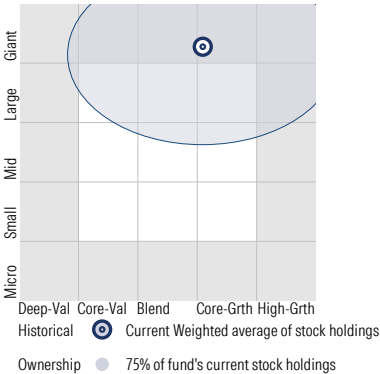
American Funds New Perspective R6 RNPGX

Morningstar Category
Global Large-Stock Growth

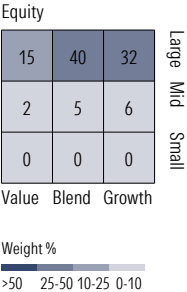
Morningstar Index
MSCI ACWI NR USD

Style Analysis as of 09-30-2025

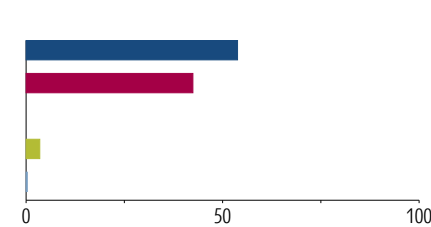
Morningstar Style Box™



Style Breakdown

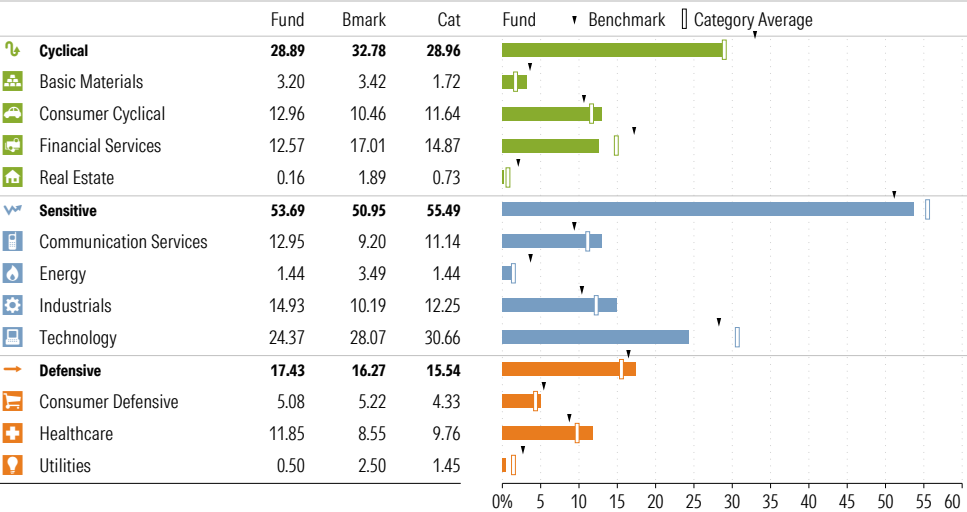


Asset Allocation as of 09-30-2025

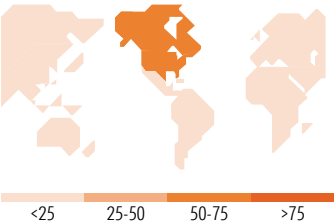


Asset Class	Net %	Cat%
US Stocks	53.80	59.28
Non-US Stocks	42.44	38.40
Bonds	0.00	0.04
Cash	3.48	1.60
Other	0.29	0.69
Total	100.00	100.00

Sector Weighting as of 09-30-2025



World Regions % Equity 09-30-2025



Greater Asia	Fund % 12.05	Cat % 13.58	Americas	Fund % 60.70	Cat % 65.03	Greater Europe	Fund % 27.25	Cat % 21.40	Market Maturity	Fund %
Japan	3.45	4.08	North America	59.42	63.34	United Kingdom	5.60	4.95	Developed Markets	96.32
Australasia	0.38	0.27	Central/Latin	1.28	1.69	W euro-ex UK	21.39	16.22	Emerging Markets	3.68
Asia-4 Tigers	6.08	4.78				Emrgng Europe	0.00	0.00	Not Available	0.00
Asia-ex 4 Tigers	2.14	4.45				Africa	0.26	0.23		
Not Classified	0.00	0.00								

Top 10 Holdings as of 09-30-2025

Name	% Net Asset	Cumulative %	YTD Return %	Morningstar Sector
⊕ Meta Platforms Inc Class A	4.17	4.17	25.69	Communication Svc
⊕ Microsoft Corp	3.71	7.89	23.47	Technology
⊖ Taiwan Semiconductor Manufacturing Co Ltd	3.48	11.36	-	Technology
⊕ Capital Group Central Cash Fund	3.40	14.76	-	-
⊖ Broadcom Inc	3.40	18.16	43.06	Technology
⊕ Tesla Inc	3.05	21.21	10.12	Consumer Cyclical
⊖ NVIDIA Corp	1.94	23.15	38.96	Technology
⊖ Netflix Inc	1.64	24.78	34.51	Communication Svc
UniCredit SpA	1.25	26.04	-	Financial Services
⊖ Shopify Inc Registered Shs -A- Subord Vtg	1.22	27.26	35.15	Technology

Total Holdings 276

⊕ Increase ⊖ Decrease ✨ New to Portfolio

American Funds Washington Mutual R6 RWMGX

Morningstar Category
Large Value
Morningstar Index
Russell 1000 Value TR USD

Portfolio Manager(s)

Alan Berro since 07-1997
Diana Wagner since 06-2014
Jin Lee since 07-2014
Eric Stern since 11-2014
Irfan Furniturewala since 06-2015
Emme Kozloff since 07-2016
Mark Casey since 07-2016
Aline Avzaradel since 07-2021

Quantitative Screens

- Performance: The fund has finished in the Large Value category's top three quartiles in 7 of the 10 years it's been in existence.
- Management: The fund's management has been in place for 28.27 years.
- Style: The fund has landed in its primary style box — Large Value — 0% of the time over the past three years.
- Net Expense: The fund's expense ratio of 0.26 is 69.41% lower than the Large Value category average.

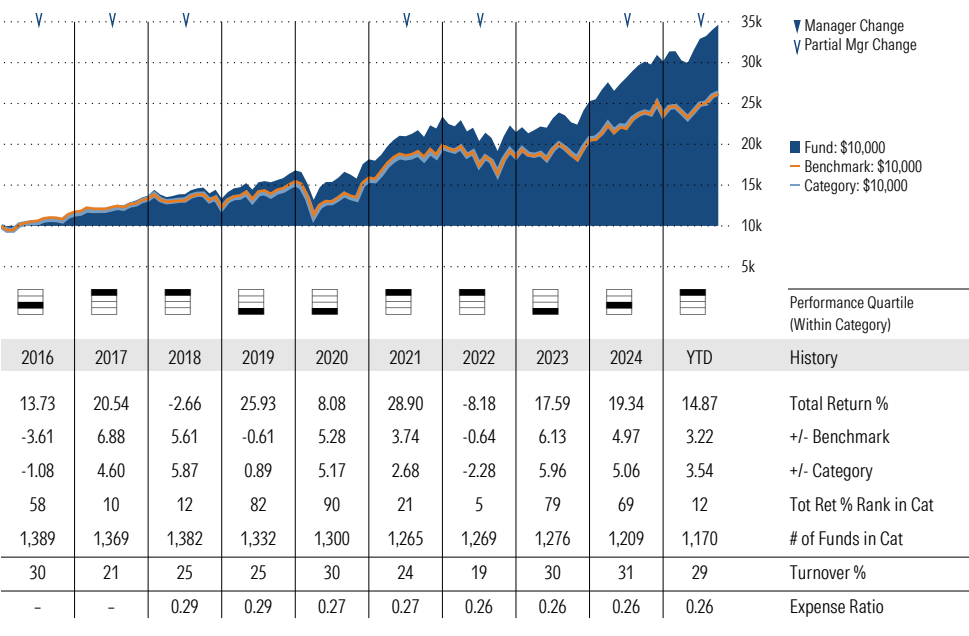
Morningstar Investment Management LLC Analysis

This fund fails our style consistency screen as it plots on the border of the large-value/large-blend portion of the Morningstar Style Box. The team's investment approach remains the same, so we are not concerned with this screen failure.

ESG Metrics

Metric	Rating	Updated
Sustainability Rating	2	08-31-2025
Carbon Risk Score	Low Risk	12-31-2022
ESG Commitment	1-Low	02-15-2022

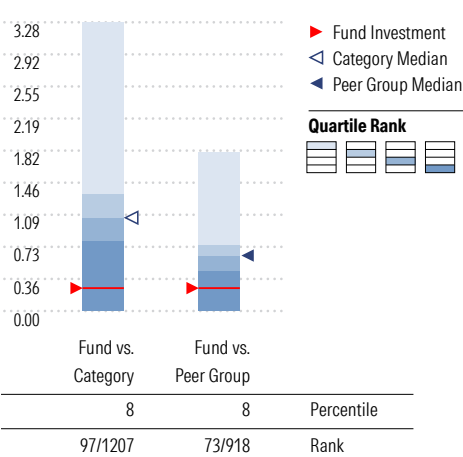
Growth of \$10,000



Trailing Performance



Net Expense



Peer group is a subset of the category and includes funds with the same management style (active vs. passive) and similar share class characteristics.

3-Year Risk Metrics

	Fund	Bmark	Cat
Alpha	7.83	-	0.86
Beta	0.76	-	0.94
R-Squared	86.91	-	92.41
Standard Deviation	11.59	14.26	14.03
Sharpe Ratio	1.35	0.83	0.84
Tracking Error	5.43	-	3.94
Information Ratio	0.89	-	-0.05
Up Capture Ratio	91.37	-	95.95
Down Capture Ratio	53.28	-	91.89

Portfolio Metrics

	Fund	Bmark	Cat
Price/Earnings Ratio	25.47	20.82	19.71
Price/Book Ratio	4.11	2.79	2.62
Geom Avg Mkt Cap \$B	267.34	112.02	150.33
ROE	30.43	18.80	21.04

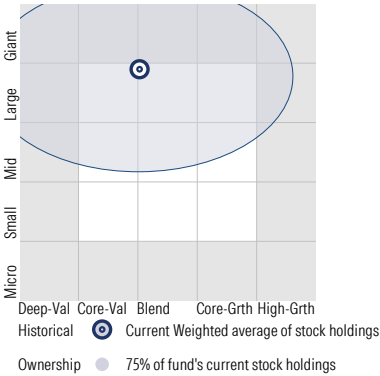
American Funds Washington Mutual R6 RWMGX

Morningstar Category
Large Value

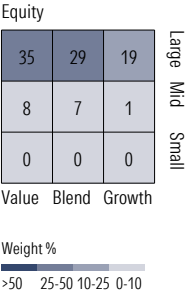
Morningstar Index
Russell 1000 Value TR USD

Style Analysis as of 09-30-2025

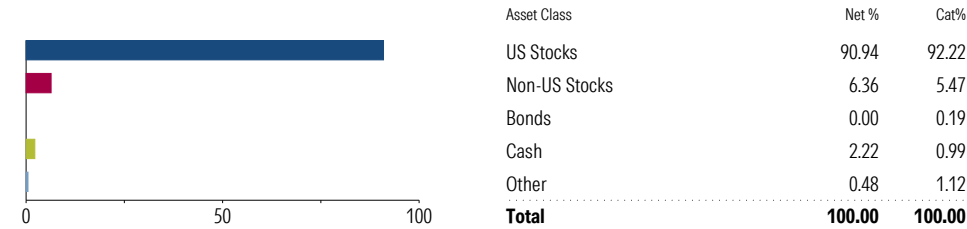
Morningstar Style Box™



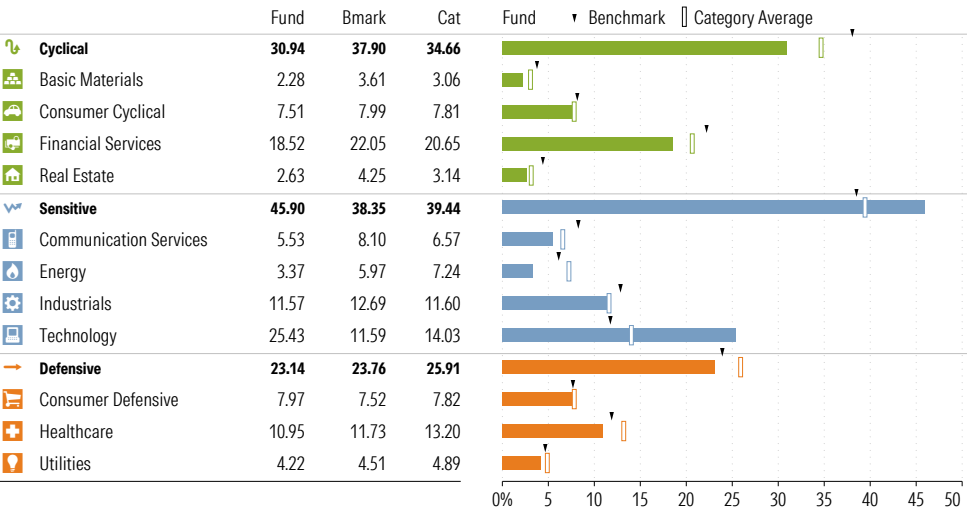
Style Breakdown



Asset Allocation as of 09-30-2025



Sector Weighting as of 09-30-2025



Top 15 Holdings as of 09-30-2025

Name	% Net Asset	Cumulative %	YTD Return %	Morningstar Sector
⊖ Broadcom Inc	7.69	7.69	43.06	Technology
⊖ Microsoft Corp	6.21	13.89	23.47	Technology
⊕ Philip Morris International Inc	3.32	17.21	37.02	Consumer Defensive
⊕ Apple Inc	2.20	19.41	1.99	Technology
⊖ Capital Group Central Cash Fund	2.18	21.59	-	-
NVIDIA Corp	2.12	23.71	38.96	Technology
Marsh & McLennan Companies Inc	1.90	25.61	-3.93	Financial Services
⊕ RTX Corp	1.71	27.32	46.32	Industrials
⊖ JPMorgan Chase & Co	1.71	29.03	33.28	Financial Services
⊕ UnitedHealth Group Inc	1.69	30.72	-30.45	Healthcare
BlackRock Inc	1.60	32.33	15.26	Financial Services
⊖ Eli Lilly and Co	1.59	33.92	-0.58	Healthcare
⊖ GE Aerospace	1.50	35.43	81.01	Industrials
⊕ Welltower Inc	1.50	36.92	43.00	Real Estate
⊕ Meta Platforms Inc Class A	1.49	38.41	25.69	Communication Svc

Total Holdings 185

⊕ Increase ⊖ Decrease ✨ New to Portfolio

Baird Aggregate Bond Inst BAGIX

Morningstar Category
Intermediate Core Bond

Morningstar Index
Bloomberg US Agg Bond TR USD

Portfolio Manager(s)

M. Sharon deGuzman since 09-2000
Mary Ellen Stanek since 09-2000
Charles Groeschell since 09-2000
Warren Pierson since 09-2000
Meghan Dean since 05-2019
Jay Schwister since 05-2019
Jeffrey Schrom since 05-2019
Patrick Brown since 05-2021
Abhishek Pulakanti since 05-2022
Andrew O'Connell since 05-2022

Quantitative Screens

- Performance: The fund has finished in the Intermediate Core Bond category's top three quartiles in 10 of the 10 years it's been in existence.
- Management: The fund's management has been in place for 25.02 years.

Style Consistency is not calculated for Fixed Income funds.

- Net Expense: The fund's expense ratio of 0.3 is 40% lower than the Intermediate Core Bond category average.

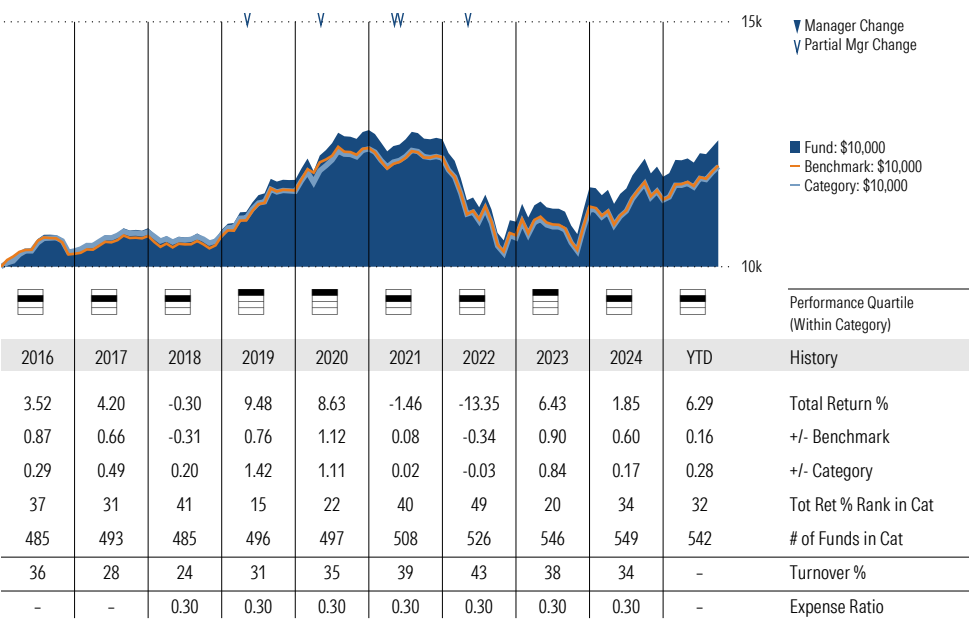
Morningstar Investment Management LLC Analysis

This fund passes all of Morningstar Investment Management's quantitative screens. Morningstar Investment Management has also assessed the fund from a qualitative perspective and, as a fiduciary, is comfortable recommending the fund's use in retirement plans.

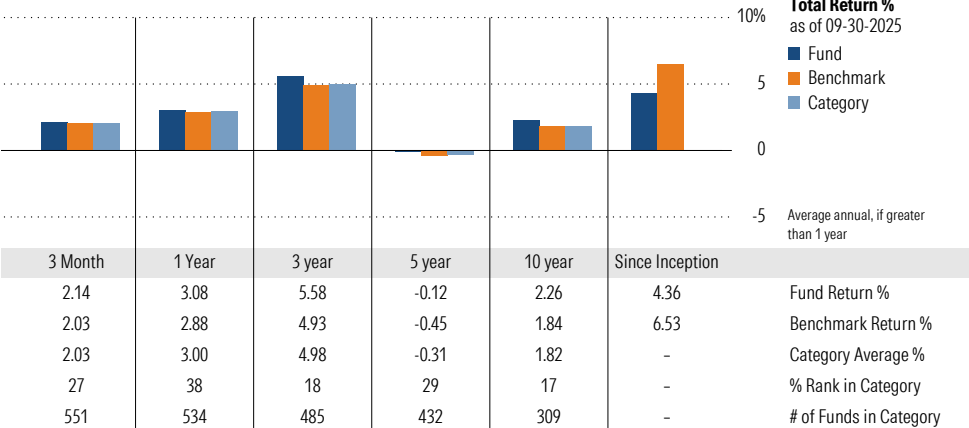
ESG Metrics

Metric	Rating	Updated
Sustainability Rating	4	08-31-2025
ESG Commitment	1-Low	02-15-2022

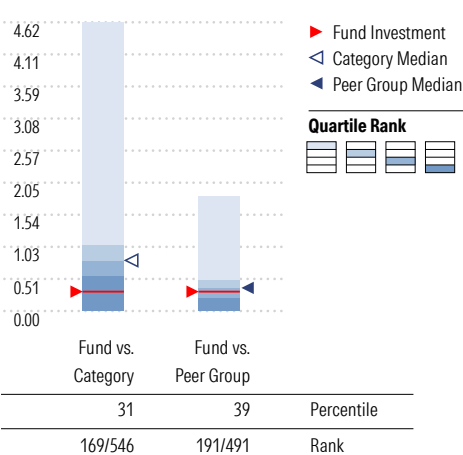
Growth of \$10,000



Trailing Performance



Net Expense



Peer group is a subset of the category and includes funds with the same management style (active vs. passive) and similar share class characteristics.

3-Year Risk Metrics

	Fund	Bmark	Cat
Alpha	0.56	-	0.07
Beta	1.01	-	0.99
R-Squared	99.66	-	98.24
Standard Deviation	6.54	6.44	6.42
Sharpe Ratio	0.11	0.02	0.02
Tracking Error	0.39	-	0.79
Information Ratio	1.67	-	-0.08
Up Capture Ratio	102.81	-	98.59
Down Capture Ratio	95.58	-	97.60

Portfolio Metrics

	Fund	Bmark	Cat
Avg Eff Duration	6.04	4.43	5.54
Avg Eff Maturity	7.98	-	8.01

Baird Aggregate Bond Inst BAGIX

Morningstar Category
Intermediate Core Bond

Morningstar Index
Bloomberg US Agg Bond TR USD

Style Analysis as of 09-30-2025

Style Breakdown



Asset Allocation as of 09-30-2025



Credit Rating Breakdown	Fund	Bmark	Cat
AAA	62.50	3.53	17.14
AA	3.10	74.59	47.02
A	13.70	10.82	21.22
BBB	20.40	8.32	12.53
BB	0.30	0.28	0.69
B	0.00	0.00	0.32
Below B	0.00	0.00	0.09
Not Rated	0.00	2.46	1.00

Sector Weighting as of 09-30-2025



Top 10 Holdings as of 09-30-2025

Name	Maturity Date	% Net Asset	Cumulative %	Fixed Income Sector
⊕ First American Government Obligs U	02-2030	2.81	2.81	-
⊖ United States Treasury Notes 4.25%	01-2028	2.05	4.86	-
United States Treasury Bonds 3.88%	05-2043	1.56	6.42	-
United States Treasury Bonds 2.88%	05-2043	1.48	7.90	-
United States Treasury Bonds 2.38%	02-2042	1.44	9.34	-
⊖ United States Treasury Notes 1.88%	02-2032	1.28	10.62	-
United States Treasury Bonds 3.38%	08-2042	1.27	11.90	-
⊖ United States Treasury Notes 3.75%	04-2028	1.22	13.12	-
United States Treasury Bonds 2.88%	05-2052	1.22	14.34	-
United States Treasury Notes 3.88%	11-2027	1.21	15.55	-

Total Holdings 1972

⊕ Increase ⊖ Decrease ✱ New to Portfolio

Baron Growth Instl BGRIX

Portfolio Manager(s)

Ronald Baron since 12-1994
Neal Rosenberg since 05-2016

Quantitative Screens

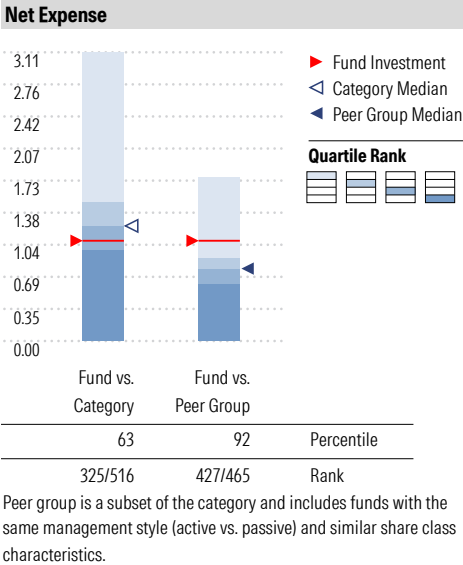
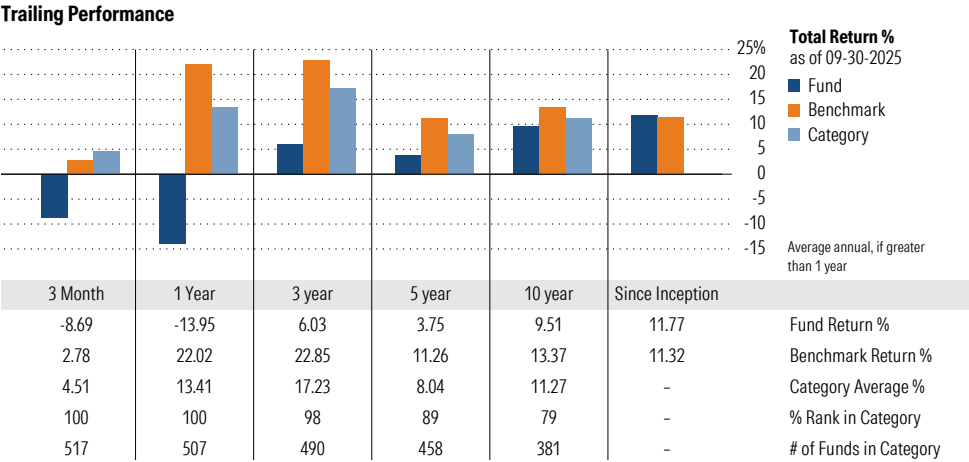
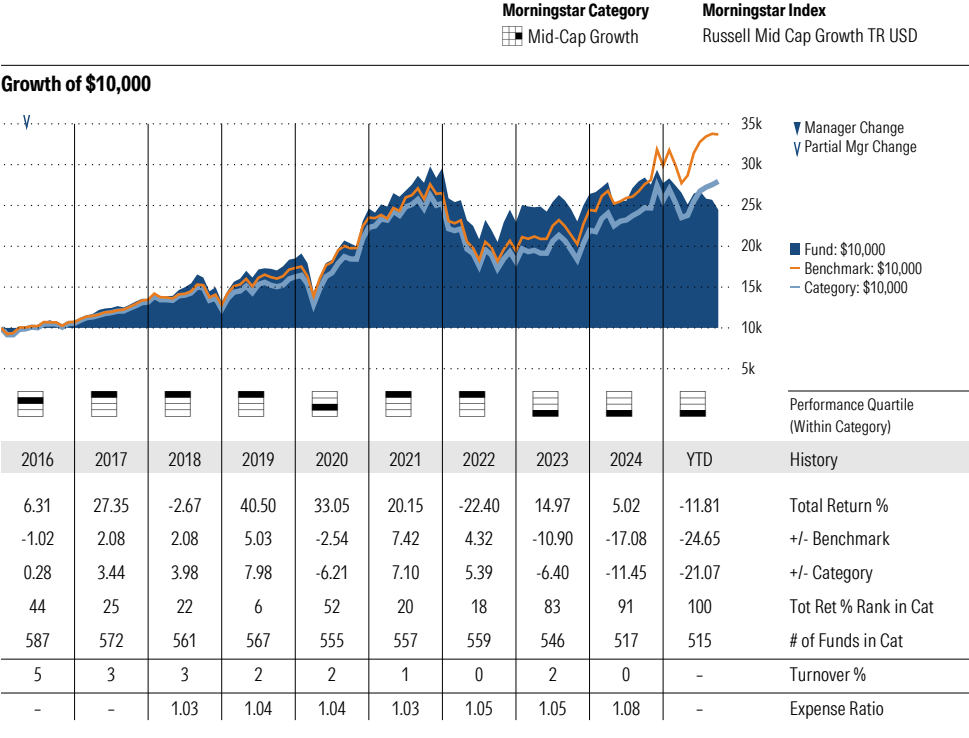
- Performance: The fund has finished in the Mid-Cap Growth category's top three quartiles in 7 of the 10 years it's been in existence.
- Management: The fund's management has been in place for 30.77 years.
- Style: The fund has landed in its primary style box — Mid-Cap Growth — 100 % of the time over the past three years.
- Net Expense: The fund's expense ratio of 1.08 is 2.86% higher than the Mid-Cap Growth category average.

Morningstar Investment Management LLC Analysis

We are placing this fund on watch for performance. While we expect the concentrated approach of longtime lead manager and firm founder Ron Baron, along with comanager Neal Rosenberg, to produce occasionally jagged performance patterns, the fund's recent underperformance is more extreme than we are accustomed to seeing. The fund experienced a nearly -12% loss through September-end 2025, while the category and index returned around 9%, and that follows two calendar years of bottom-quintile performance. Much of this year's poor results have been driven by losses in some of the fund's larger media and data-research holdings such as FactSet, Gartner, and MSCI. While the fund is on watch, we will monitor to see whether it can return to its historical levels of risk-adjusted return.

ESG Metrics

Metric	Rating	Updated
Sustainability Rating	4	08-31-2025
Carbon Risk Score	Low Risk	12-31-2022



Morningstar Category		Morningstar Index	
Mid-Cap Growth		Russell Mid Cap Growth TR USD	
<div><div><div><div><div></div><div></div><div></div></div><div><div></div><div></div><div></div></div></div><div><div></div><div></div><div></div></div><div><div></div><div></div><div></div></div></div><div><div></div><div></div><div></div></div><div><div></div><div></div><div></div></div></div> <div><div></div><div></div><div></div></div> <div><div></div><div></div><div></div></div> <div><div></div><div></div><div></div></div> <div><div></div><div></div><div></div></div> <div><div></div><div></div><div></div></div> <div><div></div><div></div><div></div></div> <div><div></div><div></div><div></div></div> <div><div></div><div></div><div></div></div> <div><div></div><div></div><div></div></div> <div><div></div><div></div><div></div></div> <div><div></div><div></div><div></div></div> <div><div></div><div></div><div></div></div> <div><div></div><div></div><div></div></div> <div><div></div><div></div><div></div></div> <div><div></div><div></div><div></div></div> <div><div></div><div></div><div></div></div> <div><div></div><div></div><div></div></div> <div><div></div><div></div><div></div></div> <div><div></div><div></div><div></div></div> <div><div></div><div></div><div></div></div> <div><div></div><div></div><div></div></div> <div><div></div><div></div><div></div></div> <div><div></div><div></div><div></div></div> <div><div></div><div></div><div></div></div> <div><div></div><div></div><div></div></div> <div><div></div><div></div><div></div></div> <div><div></div><div></div><div></div></div> <div><div></div><div></div><div></div></div> <div><div></div><div></div><div></div></div> <div><div></div><div></div><div></div></div> <div><div></div><div></div><div></div></div> <div><div></div><div></div><div></div></div> <div><div></div><div></div><div></div></div> <div><div></div><div></div><div></div></div> <div><div></div><div></div><div></div></div> <div><div></div><div></div><div></div></div> <div><div></div><div></div><div></div></div> <div><div></div><div></div><div></div></div> <div><div></div><div></div><div></div></div> <div><div></div><div></div><div></div></div> <div><div></div><div></div><div></div></div> <div><div></div><div></div><div></div></div> <div><div></div><div></div><div></div></div> <div><div></div><div></div><div></div></div> <div><div></div><div></div><div></div></div> <div><div></div><div></div><div></div></div> <div><div></div><div></div><div></div></div> <div><div></div><div></div><div></div></div> <div><div></div><div></div><div></div></div> <div><div></div><div></div><div></div></div> <div><div></div><div></div><div></div></div> <div><div></div><div></div><div></div></div> <div><div></div><div></div><div></div></div> <div><div></div><div></div><div></div></div> <div><div></div><div></div><div></div></div> <div><div></div><div></div><div></div></div> <div><div></div><div></div><div></div></div> <div><div></div><div></div><div></div></div> <div><div></div><div></div><div></div></div> <div><div></div><div></div><div></div></div> <div><div></div><div></div><div></div></div> <div><div></div><div></div><div></div></div> <div><div></div><div></div><div></div></div> <div><div></div><div></div><div></div></div> <div><div></div><div></div><div></div></div> <div><div></div><div></div><div></div></div> <div><div></div><div></div><div></div></div> <div><div></div><div></div><div></div></div> <div><div></div><div></div><div></div></div> <div><div></div><div></div><div></div></div> <div><div></div><div></div><div></div></div> <div><div></div><div></div><div></div></div> <div><div></div><div></div><div></div></div> <div><div></div><div></div><div></div></div> <div><div></div><div></div><div></div></div> <div><div></div><div></div><div></div></div> <div><div></div><div></div><div></div></div> <div><div></div><div></div><div></div></div> <div><div></div><div></div><div></div></div> <div><div></div><div></div><div></div></div> <div><div></div><div></div><div></div></div> <div><div></div><div></div><div></div></div> <div><div></div><div></div><div></div></div> <div><div></div><div></div><div></div></div> <div><div></div><div></div><div></div></div> <div><div></div><div></div><div></div></div> <div><div></div><div></div><div></div></div> <div><div></div><div></div><div></div></div> <div><div></div><div></div><div></div></div> <div><div></div><div></div><div></div></div> <div><div></div><div></div><div></div></div> <div><div></div><div></div><div></div></div> <div><div></div><div></div><div></div></div> <div><div></div><div></div><div></div></div> <div><div></div><div></div><div></div></div> <div><div></div><div></div><div></div></div> <div><div></div><div></div><div></div></div> <div><div></div><div></div><div></div></div> <div><div></div><div></div><div></div></div> <div><div></div><div></div><div></div></div> <div><div></div><div></div><div></div></div> <div><div></div><div></div><div></div></div> <div><div></div><div></div><div></div></div> <div><div></div><div></div><div></div></div> <div><div></div><div></div><div></div></div> <div><div></div><div></div><div></div></div> <div><div></div><div></div><div></div></div> <div><div></div><div></div><div></div></div> <div><div></div><div></div><div></div></div> <div><div></div><div></div><div></div></div> <div><div></div><div></div><div></div></div> <div><div></div><div></div><div></div></div> <div><div></div><div></div><div></div></div> <div><div></div><div></div><div></div></div> <div><div></div><div></div><div></div></div> <div><div></div><div></div><div></div></div> <div><div></div><div></div><div></div></div> <div><div></div><div></div><div></div></div> <div><div></div><div></div><div></div></div> <div><div></div><div></div><div></div></div> <div><div></div><div></div><div></div></div> <div><div></div><div></div><div></div></div> <div><div></div><div></div><div></div></div> <div><div></div><div></div><div></div></div> <div><div></div><div></div><div></div></div> <div><div></div><div></div><div></div></div> <div><div></div><div></div><div></div></div> <div><div></div><div></div><div></div></div> <div><div></div><div></div><div></div></div> <div><div></div><div></div><div></div></div> <div><div></div><div></div><div></div></div> <div><div></div><div></div><div></div></div> <div><div></div><div></div><div></div></div> <div><div></div><div></div><div></div></div> <div><div></div><div></div><div></div></div> <div><div></div><div></div><div></div></div> <div><div></div><div></div><div></div></div> <div><div></div><div></div><div></div></div> <div><div></div><div></div><div></div></div> <div><div></div><div></div><div></div></div> <div><div></div><div></div><div></div></div> <div><div></div><div></div><div></div></div> <div><div></div><div></div><div></div></div> <div><div></div><div></div><div></div></div> <div><div></div><div></div><div></div></div> <div><div></div><div></div><div></div></div> <div><div></div><div></div><div></div></div> <div><div></div><div></div><div></div></div> <div><div></div><div></div><div></div></div> <div><div></div><div></div><div></div></div> <div><div></div><div></div><div></div></div> <div><div></div><div></div><div></div></div> <div><div></div><div></div><div></div></div> <div><div></div><div></div><div></div></div> <div><div></div><div></div><div></div></div> <div><div></div><div></div><div></div></div> <div><div></div><div></div><div></div></div> <div><div></div><div></div><div></div></div> <div><div></div><div></div><div></div></div> <div><div></div><div></div><div></div></div> <div><div></div><div></div><div></div></div> <div><div></div><div></div><div></div></div> <div><div></div><div></div><div></div></div> <div><div></div><div></div><div></div></div> <div><div></div><div></div><div></div></div> <div><div></div><div></div><div></div></div> <div><div></div><div></div><div></div></div> <div><div></div><div></div><div></div></div> <div><div></div><div></div><div></div></div> <div><div></div><div></div><div></div></div> <div><div></div><div></div><div></div></div> <div><div></div><div></div><div></div></div> <div><div></div><div></div><div></div></div> <div><div></div><div></div><div></div></div> <div><div></div><div></div><div></div></div> <div><div></div><div></div><div></div></div> <div><div></div><div></div><div></div></div> <div><div></div><div></div><div></div></div> <div><div></div><div></div><div></div></div> <div><div></div><div></div><div></div></div> <div><div></div><div></div><div></div></div> <div><div></div><div></div><div></div></div> <div><div></div><div></div><div></div></div> <div><div></div><div></div><div></div></div> <div><div></div><div></div><div></div></div> <div><div></div><div></div><div></div></div> <div><div></div><div></div><div></div></div> <div><div></div><div></div><div></div></div> <div><div></div><div></div><div></div></div> <div><div></div><div></div><div></div></div> <div><div></div><div></div><div></div></div> <div><div></div><div></div><div></div></div> <div><div></div><div></div><div></div></div> <div><div></div><div></div><div></div></div> <div><div></div><div></div><div></div></div> <div><div></div><div></div><div></div></div> <div><div></div><div></div><div></div></div> <div><div></div><div></div><div></div></div> <div><div></div><div></div><div></div></div> <div><div></div><div></div><div></div></div> <div><div></div><div></div><div></div></div> <div><div></div><div></div><div></div></div> <div><div></div><div></div><div></div></div> <div><div></div><div></div><div></div></div> <div><div></div><div></div><div></div></div> <div><div></div><div></div><div></div></div> <div><div></div><div></div><div></div></div> <div><div></div><div></div><div></div></div> <div><div></div><div></div><div></div></div> <div><div></div><div></div><div></div></div> <div><div></div><div></div><div></div></div> <div><div></div><div></div><div></div></div> <div><div></div><div></div><div></div></div> <div><div></div><div></div><div></div></div> <div><div></div><div></div><div></div></div> <div><div></div><div></div><div></div></div> <div><div></div><div></div><div></div></div> <div><div></div><div></div><div></div></div> <div><div></div><div></div><div></div></div> <div><div></div><div></div><div></div></div> <div><div></div><div></div><div></div></div> <div><div></div><div></div><div></div></div> <div><div></div><div></div><div></div></div> <div><div></div><div></div><div></div></div> <div><div></div><div></div><div></div></div> <div><div></div><div></div><div></div></div> <div><div></div><div></div><div></div></div> <div><div></div><div></div><div></div></div> <div><div></div><div></div><div></div></div> <div><div></div><div></div><div></div></div> <div><div></div><div></div><div></div></div> <div><div></div><div></div><div></div></div> <div><div></div><div></div><div></div></div> <div><div></div><div></div><div></div></div> <div><div></div><div></div><div></div></div> <div><div></div><div></div><div></div></div> <div><div></div><div></div><div></div></div> <div><div></div><div></div><div></div></div> <div><div></div><div></div><div></div></div> <div><div></div><div></div><div></div></div> <div><div></div><div></div><div></div></div> <div><div></div><div></div><div></div></div> <div><div></div><div></div><div></div></div> <div><div></div><div></div><div></div></div> <div><div></div><div></div><div></div></div> <div><div></div><div></div><div></div></div> <div><div></div><div></div><div></div></div> <div><div></div><div></div><div></div></div> <div><div></div><div></div><div></div></div> <div><div></div><div></div><div></div></div> <div><div></div><div></div><div></div></div> <div><div></div><div></div><div></div></div> <div><div></div><div></div><div></div></div> <div><div></div><div></div><div></div></div> <div><div></div><div></div><div></div></div> <div><div></div><div></div><div></div></div> <div><div></div><div></div><div></div></div> <div><div></div><div></div><div></div></div> <div><div></div><div></div><div></div></div> <div><div></div><div></div><div></div></div> <div><div></div><div></div><div></div></div> <div><div></div><div></div><div></div></div> <div><div></div><div></div><div></div></div> <div><div></div><div></div><div></div></div> <div><div></div><div></div><div></div></div> <div><div></div><div></div><div></div></div> <div><div></div><div></div><div></div></div> <div><div></div><div></div><div></div></div> <div><div></div><div></div><div></div></div> <div><div></div><div></div><div></div></div> <div><div></div><div></div><div></div></div> <div><div></div><div></div><div></div></div> <div><div></div><div></div><div></div></div> <div><div></div><div></div><div></div></div> <div><div></div><div></div><div></div></div> <div><div></div><div></div><div></div></div> <div><div></div><div></div><div></div></div> <div><div></div><div></div><div></div></div> <div><div></div><div></div><div></div></div> <div><div></div><div></div><div></div></div> <div><div></div><div></div><div></div></div> <div><div></div><div></div><div></div></div> <div><div></div><div></div><div></div></div> <div><div></div><div></div><div></div></div> <div><div></div><div></div><div></div></div> <div><div></div><div></div><div></div></div> <div><div></div><div></div><div></div></div> <div><div></div><div></div><div></div></div> <div><div></div><div></div><div></div></div> <div><div></div><div></div><div></div></div> <div></div>			

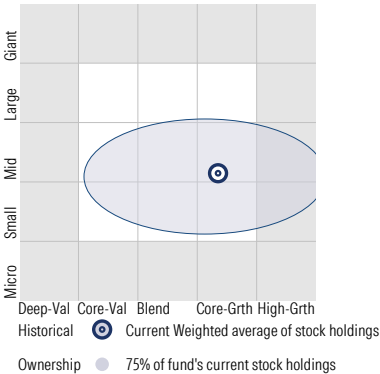
Baron Growth Instl BGRIX

Morningstar Category
Mid-Cap Growth

Morningstar Index
Russell Mid Cap Growth TR USD

Style Analysis as of 09-30-2025

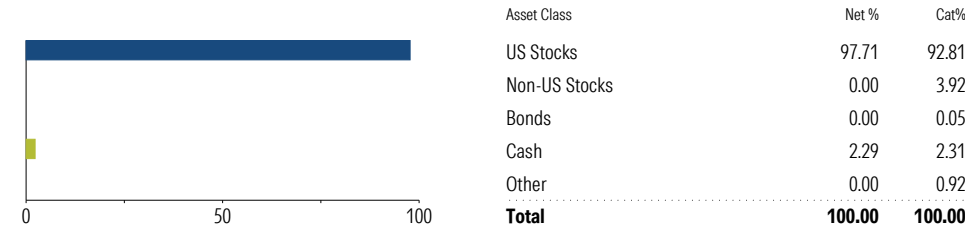
Morningstar Style Box™



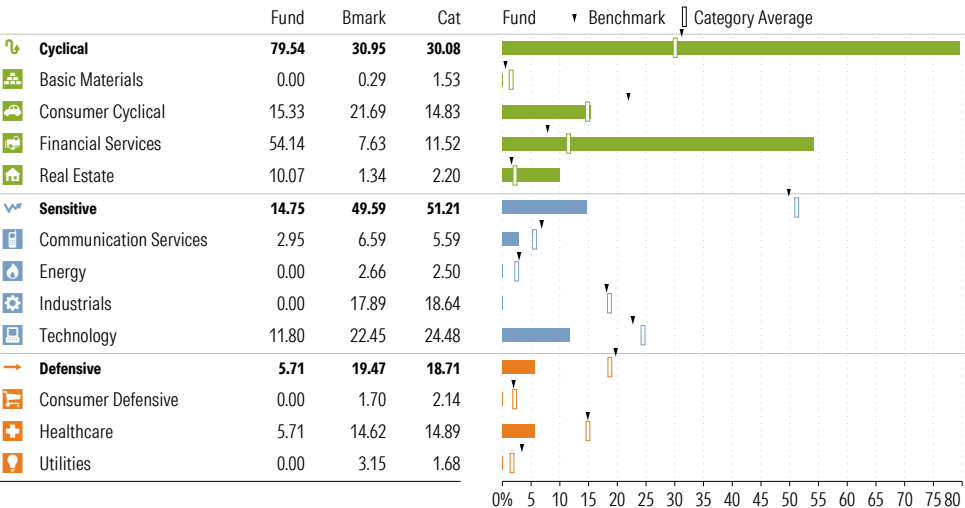
Style Breakdown



Asset Allocation as of 09-30-2025



Sector Weighting as of 09-30-2025



Top 15 Holdings as of 09-30-2025

Name	% Net Asset	Cumulative %	YTD Return %	Morningstar Sector
Arch Capital Group Ltd	14.05	14.05	-1.75	Financial Services
MSCI Inc	13.48	27.54	-4.53	Financial Services
Kinsale Capital Group Inc	7.79	35.33	-8.46	Financial Services
CoStar Group Inc	7.59	42.92	17.85	Real Estate
Choice Hotels International Inc	6.46	49.38	-24.09	Consumer Cyclical
Gartner Inc	6.35	55.73	-45.74	Technology
Primerica Inc	6.09	61.82	3.42	Financial Services
Vail Resorts Inc	6.02	67.85	-17.84	Consumer Cyclical
Morningstar Inc	4.30	72.15	-30.70	Financial Services
FactSet Research Systems Inc	4.04	76.19	-39.67	Financial Services
IDEXX Laboratories Inc	3.86	80.05	54.53	Healthcare
Guidewire Software Inc	3.59	83.64	36.35	Technology
Red Rock Resorts Inc Class A	2.89	86.52	35.83	Consumer Cyclical
Gaming and Leisure Properties Inc	2.82	89.34	1.60	Real Estate
Usd	2.29	91.63	-	-

Total Holdings 24

⊕ Increase ⊖ Decrease ✨ New to Portfolio

BlackRock High Yield Instl BHYIX

Morningstar Category
High Yield Bond

Morningstar Index
ICE BofA US High Yield TR USD

Portfolio Manager(s)

Mitchell Garfin since 12-2009
David Delbos since 12-2014

Quantitative Screens

- Performance: The fund has finished in the High Yield Bond category's top three quartiles in 10 of the 10 years it's been in existence.
 - Management: The fund's management has been in place for 15.76 years.
- Style Consistency is not calculated for Fixed Income funds.
- Net Expense: The fund's expense ratio of 0.58 is 32.56% lower than the High Yield Bond category average.

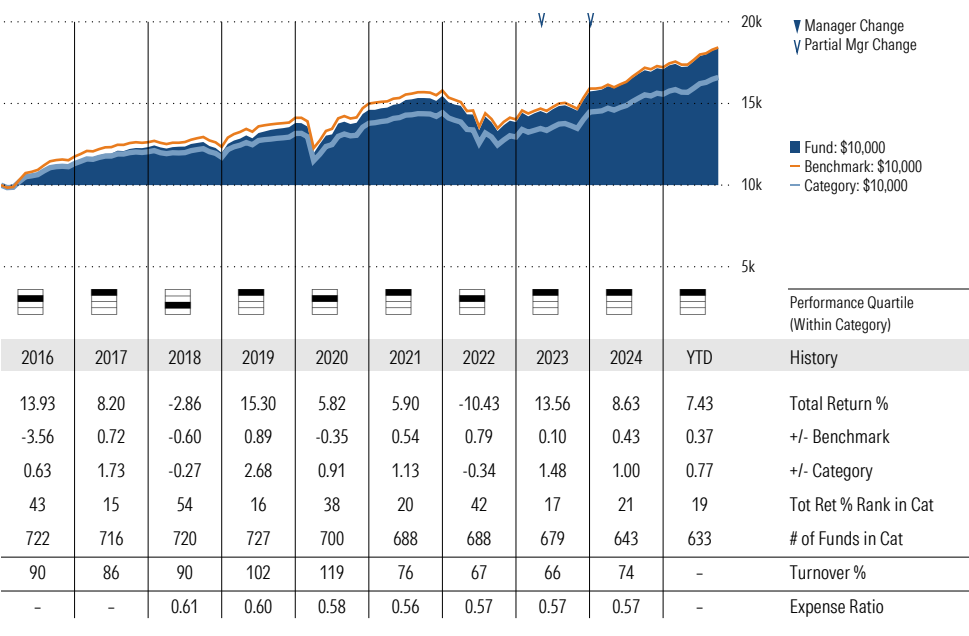
Morningstar Investment Management LLC Analysis

This fund passes all of Morningstar Investment Management's quantitative screens. Morningstar Investment Management has also assessed the fund from a qualitative perspective and, as a fiduciary, is comfortable recommending the fund's use in retirement plans.

ESG Metrics

Metric	Rating	Updated
ESG Commitment	2-Basic	02-15-2022

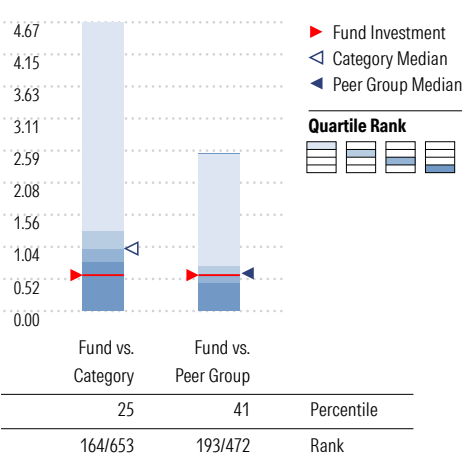
Growth of \$10,000



Trailing Performance



Net Expense



Peer group is a subset of the category and includes funds with the same management style (active vs. passive) and similar share class characteristics.

3-Year Risk Metrics

	Fund	Bmark	Cat
Alpha	0.54	-	0.24
Beta	0.98	-	0.90
R-Squared	98.89	-	91.30
Standard Deviation	4.95	5.03	4.75
Sharpe Ratio	1.21	1.13	1.04
Tracking Error	0.53	-	1.44
Information Ratio	0.68	-	-0.69
Up Capture Ratio	101.61	-	91.80
Down Capture Ratio	96.06	-	89.53

Portfolio Metrics

	Fund	Bmark	Cat
Avg Eff Duration	2.84	-	2.86
Avg Eff Maturity	-	-	4.80

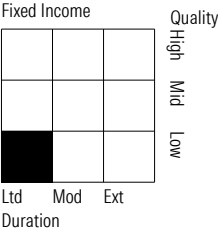
BlackRock High Yield Instl BHYIX

Morningstar Category
High Yield Bond

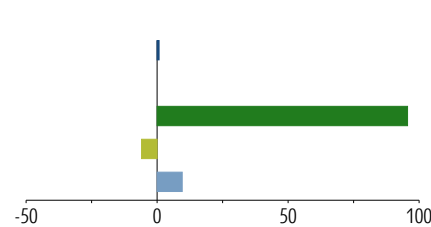
Morningstar Index
ICE BofA US High Yield TR USD

Style Analysis as of 09-30-2025

Style Breakdown



Asset Allocation as of 09-30-2025



Asset Class	Net %	Cat%
US Stocks	0.75	0.40
Non-US Stocks	0.00	0.05
Bonds	95.59	95.79
Cash	-5.93	2.08
Other	9.58	1.66
Total	100.00	100.00

Credit Rating Breakdown	Fund	Bmark	Cat
AAA	0.00	-	1.17
AA	0.00	-	0.56
A	0.00	-	0.08
BBB	3.56	-	4.54
BB	30.76	-	41.56
B	44.33	-	30.45
Below B	14.76	-	16.10
Not Rated	6.60	-	5.55

Sector Weighting as of 09-30-2025

	Fund	Bmark	Cat	Fund	Benchmark	Category Average
Government	0.00	-	2.97			
Treasury	0.00	-	1.00			
Inflation - Protected	0.00	-	0.00			
Agency/Quasi Agency	0.00	-	0.00			
Other Government Related	0.00	-	1.97			
Corporate	91.08	-	90.38			
Corporate Bond	79.92	-	87.20			
Bank Loan	8.15	-	2.07			
Convertible	0.74	-	0.49			
Preferred	2.27	-	0.62			
Securitized	0.10	-	1.06			
Agency MBS Pass-Through	0.00	-	0.06			
Agency MBS ARM	0.00	-	0.00			
Agency MBS CMO	0.00	-	0.11			
Non-Agency Residential MBS	0.00	-	0.05			
Commercial MBS	0.00	-	0.07			
Asset-Backed	0.10	-	0.77			
Covered Bond	0.00	-	0.00			
Municipal	0.00	-	0.02			
Cash & Equivalents	3.26	-	4.01			
Other	5.56	-	1.56			

Top 10 Holdings as of 09-30-2025

Name	Maturity Date	% Net Asset	Cumulative %	Fixed Income Sector
✱ Cash Offset	-	7.45	7.45	-
⊖ BlackRock Liquidity T-Fund Instl	-	3.18	10.63	-
⊖ iShares Broad USD High Yield Corp Bd ETF	-	2.46	13.09	-
⊖ Ice: (Cdx.Na.Hy.44.V1)	06-2030	2.38	15.47	-
⊖ EUR/USD Purchased	09-2025	1.30	16.77	-
⊕ EUR/USD Purchased	09-2025	1.29	18.06	-
⊖ USD CASH(Committed)	09-2025	1.23	19.29	-
HUB International Ltd.	01-2032	0.97	20.26	-
TRSWAP: IBOXHY INDEX	09-2025	0.95	21.21	-
1261229 Bc Ltd.	04-2032	0.91	22.12	-

Total Holdings 1528

⊕ Increase ⊖ Decrease ✱ New to Portfolio

BlackRock Inflation Protected Bond Instl BPRIX

Morningstar Category
Inflation-Protected Bond

Morningstar Index
Bloomberg US Treasury US TIPS TR USD

Portfolio Manager(s)

Harrison Segall since 02-2024
Johan Sjogren since 02-2024
Russell Brownback since 09-2025

Quantitative Screens

✔ Performance: The fund has finished in the Inflation-Protected Bond category's top three quartiles in 10 of the 10 years it's been in existence.

✗ Management: The fund's management team has been in place for less than three years.

Style Consistency is not calculated for Fixed Income funds.

✗ Net Expense: The fund's expense ratio of 1.09 is 60.29% higher than the Inflation-Protected Bond category average.

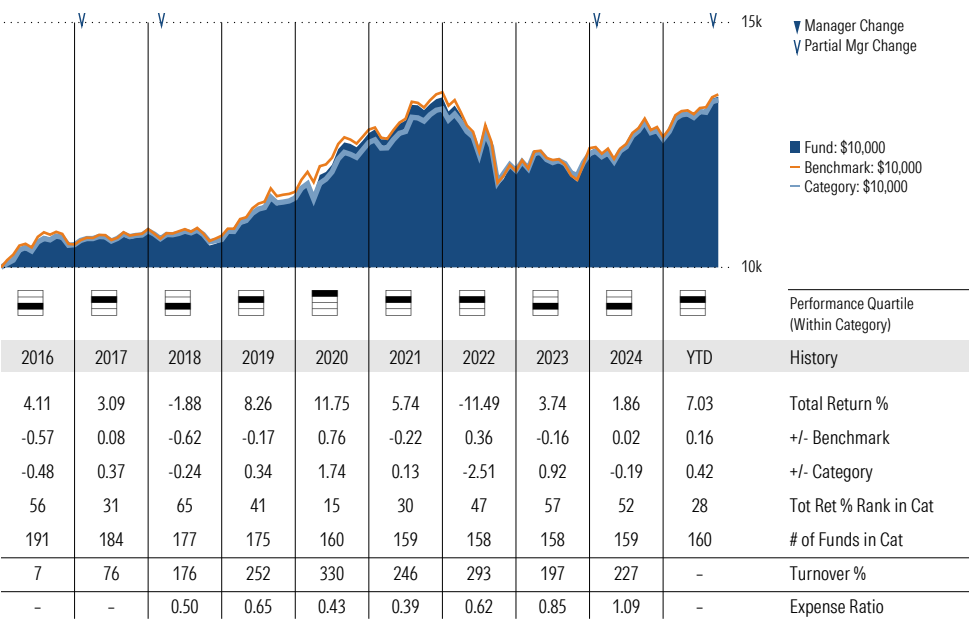
Morningstar Investment Management LLC Analysis

We are placing BlackRock Inflation Protected Bond on watch following the abrupt departure of its lead and longest-tenured manager, David Rogal. While the fund is on watch, we'll assess the ability of the current team--comanagers Harrison Segall, Johan Sjorgren, who joined the fund in February 2024, and newly appointed comanager Russell Brownback--to deliver competitive risk-adjusted results comparable to those the fund achieved during Rogal's tenure.

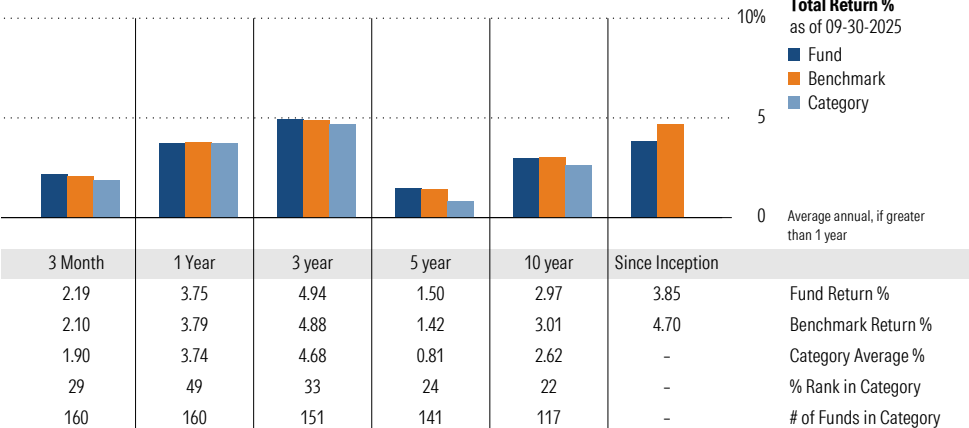
ESG Metrics

Metric	Rating	Updated
Sustainability Rating	3	08-31-2025

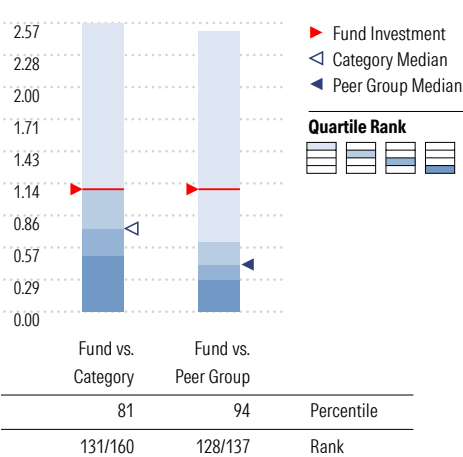
Growth of \$10,000



Trailing Performance



Net Expense



3-Year Risk Metrics

	Fund	Bmark	Cat
Alpha	0.03	-	-0.08
Beta	1.01	-	0.99
R-Squared	98.65	-	94.42
Standard Deviation	4.80	4.73	5.36
Sharpe Ratio	0.01	-0.01	-0.04
Tracking Error	0.56	-	1.49
Information Ratio	0.11	-	-0.41
Up Capture Ratio	100.68	-	98.94
Down Capture Ratio	100.14	-	101.54

Portfolio Metrics

	Fund	Bmark	Cat
Avg Eff Duration	6.73	4.52	6.89
Avg Eff Maturity	-	-	7.77

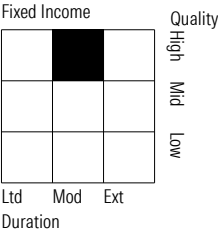
BlackRock Inflation Protected Bond Instl BPRIX

Morningstar Category
Inflation-Protected Bond

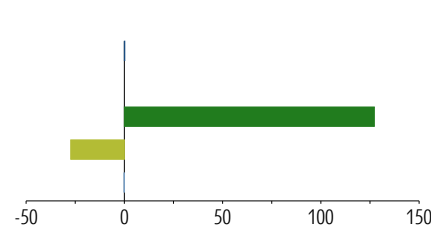
Morningstar Index
Bloomberg US Treasury US TIPS TR USD

Style Analysis as of 09-30-2025

Style Breakdown



Asset Allocation as of 09-30-2025



Asset Class	Net %	Cat%
US Stocks	0.22	0.25
Non-US Stocks	0.00	0.00
Bonds	127.21	101.52
Cash	-27.28	-2.14
Other	-0.15	0.37
Total	100.00	100.00

Credit Rating Breakdown

	Fund	Bmark	Cat
AAA	2.99	0.00	10.05
AA	113.77	99.60	86.92
A	0.81	0.00	0.78
BBB	1.57	0.00	1.20
BB	0.80	0.00	0.27
B	0.09	0.00	0.04
Below B	0.00	0.00	0.06
Not Rated	-20.03	0.40	0.68

Sector Weighting as of 09-30-2025

	Fund	Bmark	Cat	Fund	Benchmark	Category Average
Government	75.96	-	88.87			
Treasury	2.42	-	0.84			
Inflation - Protected	72.91	-	80.27			
Agency/Quasi Agency	0.00	-	0.06			
Other Government Related	0.63	-	7.70			
Corporate	0.75	-	0.91			
Corporate Bond	0.75	-	0.88			
Bank Loan	0.00	-	0.00			
Convertible	0.00	-	0.00			
Preferred	0.00	-	0.03			
Securitized	13.42	-	5.09			
Agency MBS Pass-Through	8.35	-	2.84			
Agency MBS ARM	0.00	-	0.00			
Agency MBS CMO	1.25	-	0.56			
Non-Agency Residential MBS	0.44	-	0.09			
Commercial MBS	0.88	-	0.11			
Asset-Backed	2.50	-	1.47			
Covered Bond	0.00	-	0.02			
Municipal	0.00	-	0.00			
Cash & Equivalents	0.99	-	5.11			
Other	8.90	-	0.01			

Top 10 Holdings as of 09-30-2025

Name	Maturity Date	% Net Asset	Cumulative %	Fixed Income Sector
⊖ USD CASH(Alpha Committed)	09-2025	11.54	11.54	-
⊕ Federal National Mortgage Association	09-2025	6.03	17.57	-
⊕ United States Treasury Notes	01-2035	4.60	22.17	-
⊕ United States Treasury Notes	04-2030	4.59	26.76	-
⊖ RRP TREASURY (CPI) NOTE 1.625 15-A BNPNR	09-2025	4.58	31.34	-
⊕ Federal National Mortgage Association	09-2025	4.44	35.78	-
⊖ RRP TREASURY (CPI) NOTE 2.125 15-J BNPNR	09-2025	4.05	39.83	-
⊕ United States Treasury Notes	07-2034	3.94	43.76	-
⊖ United States Treasury Notes	01-2034	3.75	47.51	-
⊖ United States Treasury Notes	10-2029	3.52	51.04	-

Total Holdings 442

⊕ Increase ⊖ Decrease ✱ New to Portfolio

Fidelity Contrafund FCNTX

Portfolio Manager(s)

William Danoff since 09-1990
Asher Anolic since 04-2025
Jason Weiner since 04-2025

Quantitative Screens

- Performance: The fund has finished in the Large Growth category's top three quartiles in 10 of the 10 years it's been in existence.
- Management: The fund's management has been in place for 35.06 years.
- Style: The fund has landed in its primary style box — Large Growth — 100 % of the time over the past three years.
- Net Expense: The fund's expense ratio of 0.63 is 30.77% lower than the Large Growth category average.

Morningstar Investment Management LLC Analysis

This fund passes all of Morningstar Investment Management's quantitative screens. Morningstar Investment Management has also assessed the fund from a qualitative perspective and, as a fiduciary, is comfortable recommending the fund's use in retirement plans.

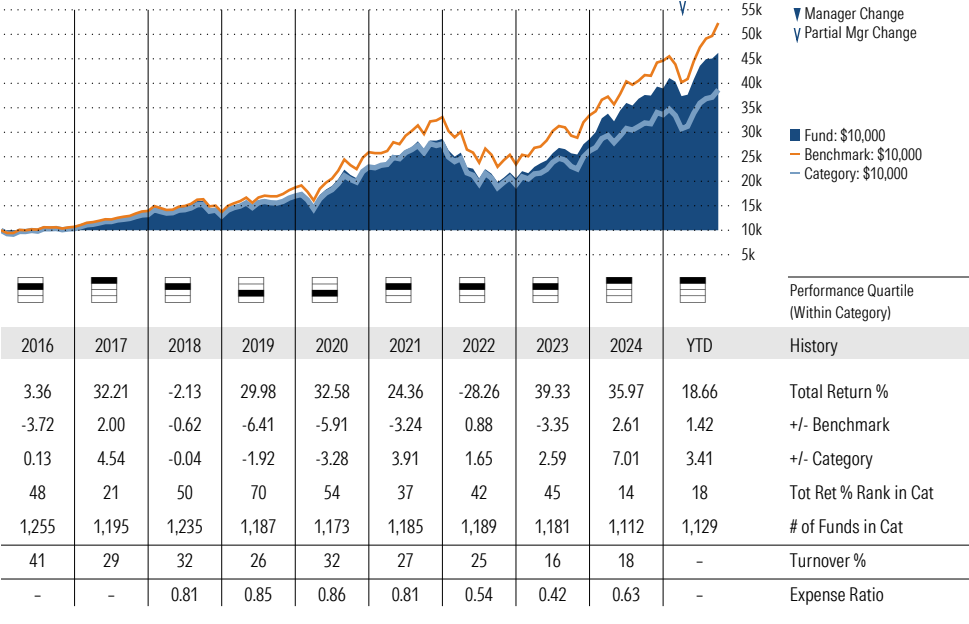
ESG Metrics

Metric	Rating	Updated
Sustainability Rating	1	08-31-2025
Carbon Risk Score	Low Risk	12-31-2022
ESG Commitment	1-Low	02-15-2022

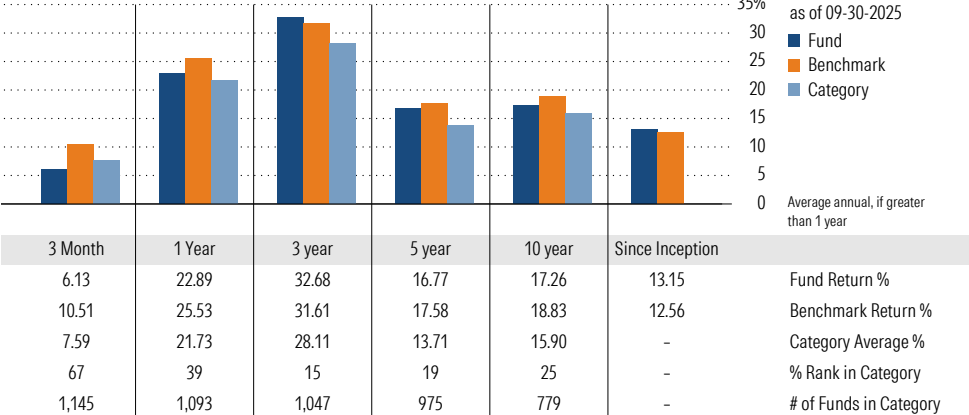
Morningstar Category
Large Growth

Morningstar Index
Russell 1000 Growth TR USD

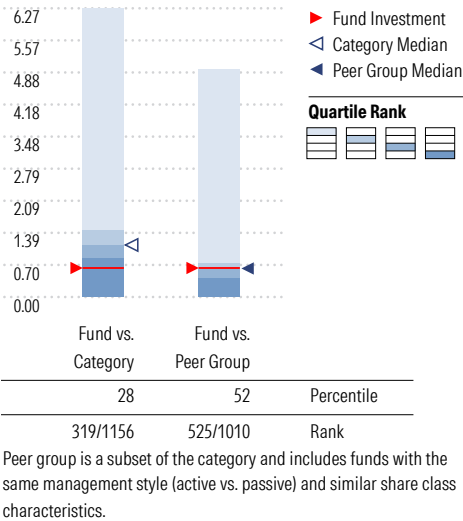
Growth of \$10,000



Trailing Performance



Net Expense



3-Year Risk Metrics

	Fund	Bmark	Cat
Alpha	5.13	-	-2.66
Beta	0.84	-	1.00
R-Squared	88.45	-	89.18
Standard Deviation	14.27	15.91	16.99
Sharpe Ratio	1.73	1.51	1.27
Tracking Error	5.45	-	5.53
Information Ratio	0.20	-	-0.74
Up Capture Ratio	95.99	-	95.21
Down Capture Ratio	80.64	-	107.36

Portfolio Metrics

	Fund	Bmark	Cat
Price/Earnings Ratio	28.38	38.61	35.44
Price/Book Ratio	5.57	13.60	10.12
Geom Avg Mkt Cap \$B	670.47	897.90	697.70
ROE	35.39	45.99	39.98

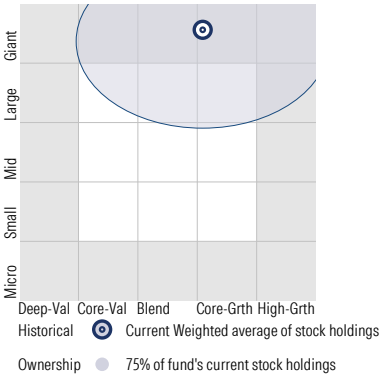
Fidelity Contrafund FCNTX

Morningstar Category
Large Growth

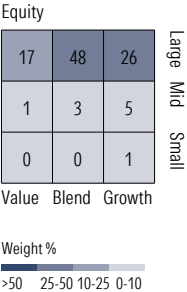
Morningstar Index
Russell 1000 Growth TR USD

Style Analysis as of 09-30-2025

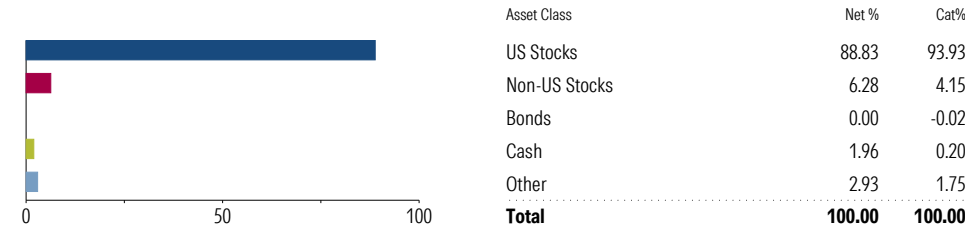
Morningstar Style Box™



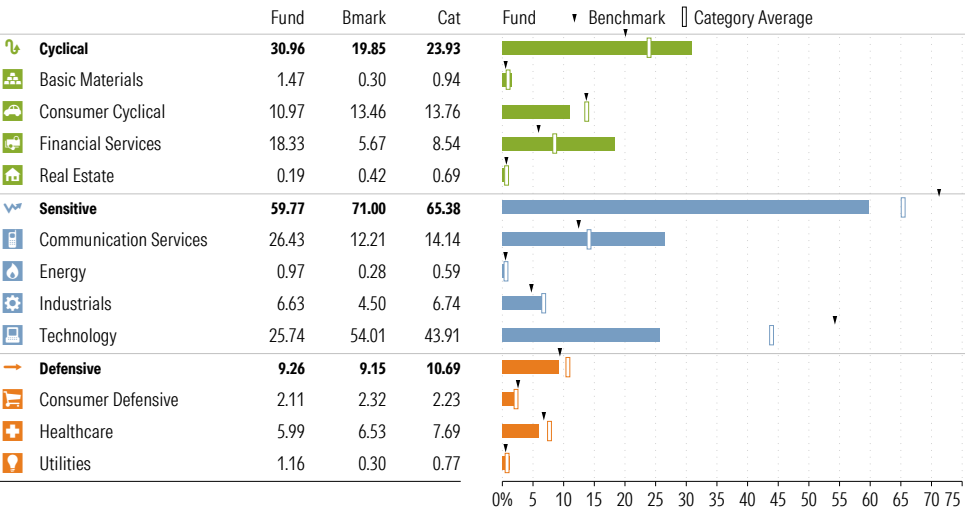
Style Breakdown



Asset Allocation as of 09-30-2025



Sector Weighting as of 09-30-2025



Top 15 Holdings as of 09-30-2025

Name	% Net Asset	Cumulative %	YTD Return %	Morningstar Sector
Meta Platforms Inc Class A	16.53	16.53	25.69	Communication Svc
NVIDIA Corp	9.27	25.80	38.96	Technology
Berkshire Hathaway Inc Class A	7.60	33.41	10.76	Financial Services
Amazon.com Inc	6.22	39.63	0.08	Consumer Cyclical
Microsoft Corp	5.19	44.82	23.47	Technology
Netflix Inc	2.54	47.36	34.51	Communication Svc
Alphabet Inc Class A	2.40	49.76	28.75	Communication Svc
Amphenol Corp Class A	2.28	52.04	78.90	Technology
Apple Inc	2.24	54.28	1.99	Technology
Fidelity Cash Central Fund	1.97	56.24	-	-
Alphabet Inc Class C	1.70	57.95	28.21	Communication Svc
JPMorgan Chase & Co	1.67	59.62	33.28	Financial Services
Visa Inc Class A	1.51	61.13	8.58	Financial Services
Eli Lilly and Co	1.50	62.63	-0.58	Healthcare
Broadcom Inc	1.34	63.97	43.06	Technology

Total Holdings 409

⊕ Increase ⊖ Decrease ✨ New to Portfolio

Invesco International Growth Y OIGYX

Morningstar Category
Foreign Large Growth

Morningstar Index
MSCI EAFE NR USD

Portfolio Manager(s)

Robert Dunphy since 03-2012
Ananya Lodaya since 12-2024

Quantitative Screens

- Performance: The fund has finished in the Foreign Large Growth category's top three quartiles in 7 of the 10 years it's been in existence.
- Management: The fund's management has been in place for 13.52 years.
- Style: The fund has landed in its primary style box — Large Growth — 100 % of the time over the past three years.
- Net Expense: The fund's expense ratio of 0.86 is 13.13% lower than the Foreign Large Growth category average.

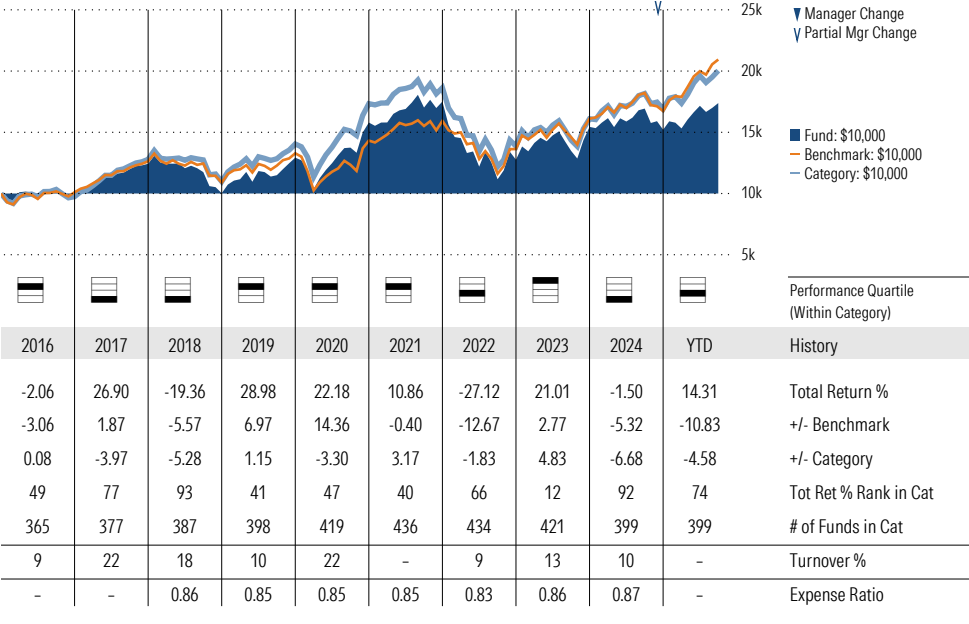
Morningstar Investment Management LLC Analysis

We are proposing to put on watch to monitor performance here. The fund lands in the category's bottom half over the trailing three-, five-, and ten-year periods landing in the 73rd, 63rd, and 82nd percentile, respectively.

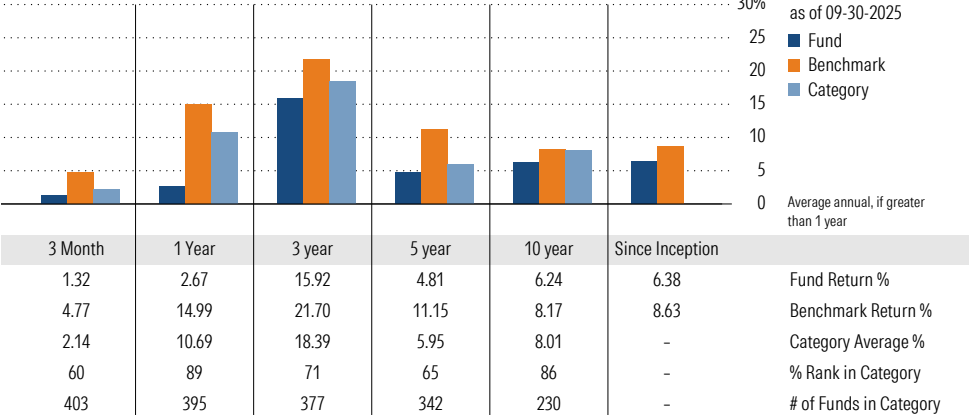
ESG Metrics

Metric	Rating	Updated
Sustainability Rating	4	08-31-2025
Carbon Risk Score	Low Risk	12-31-2022

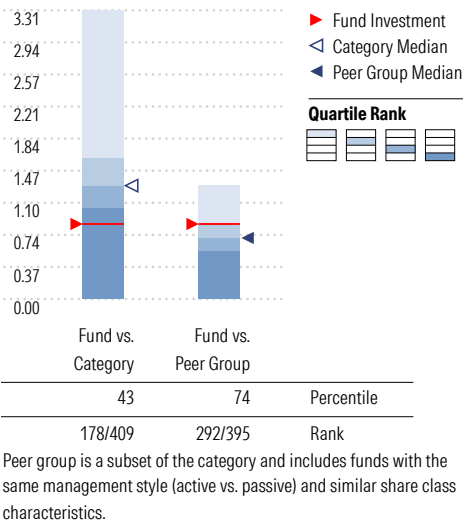
Growth of \$10,000



Trailing Performance



Net Expense



3-Year Risk Metrics

	Fund	Bmark	Cat
Alpha	-7.94	-	-4.27
Beta	1.17	-	1.08
R-Squared	89.83	-	83.84
Standard Deviation	16.67	13.54	16.08
Sharpe Ratio	0.68	1.16	0.83
Tracking Error	5.78	-	6.64
Information Ratio	-1.00	-	-0.58
Up Capture Ratio	96.26	-	96.92
Down Capture Ratio	134.04	-	117.76

Portfolio Metrics

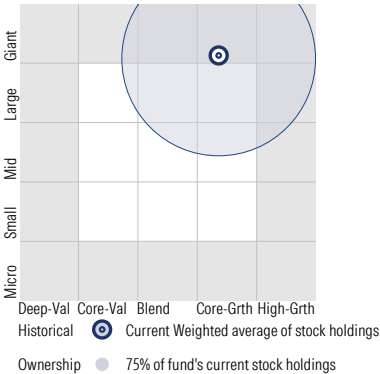
	Fund	Bmark	Cat
Price/Earnings Ratio	25.30	18.15	22.62
Price/Book Ratio	3.85	2.04	3.43
Geom Avg Mkt Cap \$B	76.30	62.57	83.35
ROE	22.82	17.79	22.75

Invesco International Growth Y OIGYX


Morningstar Category
Foreign Large Growth

Morningstar Index
MSCI EAFE NR USD

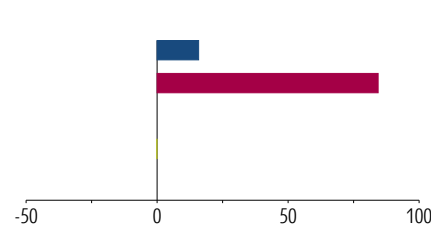
Style Analysis as of 09-30-2025
Morningstar Style Box™



Style Breakdown

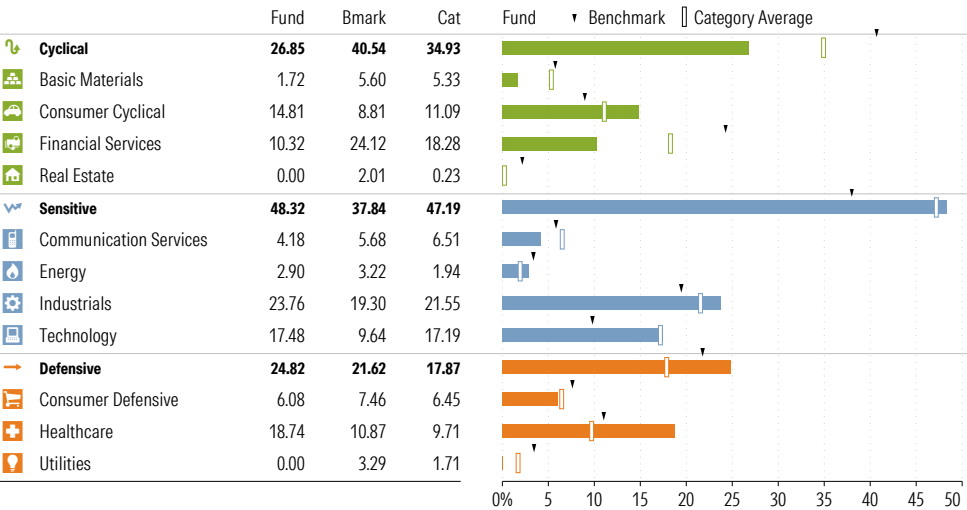


Asset Allocation as of 09-30-2025

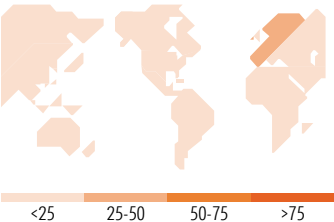


Asset Class	Net %	Cat%
US Stocks	15.85	7.47
Non-US Stocks	84.36	89.78
Bonds	0.00	0.04
Cash	-0.21	2.03
Other	0.00	0.68
Total	100.00	100.00

Sector Weighting as of 09-30-2025



World Regions % Equity 09-30-2025



Region	Fund %	Cat %	Region	Fund %	Cat %	Region	Fund %	Cat %	Market Maturity	Fund %
Greater Asia	26.98	29.52	Americas	21.79	15.61	Greater Europe	51.23	54.86	Market Maturity	Fund %
Japan	10.30	13.11	North America	21.79	12.81	United Kingdom	18.06	13.31	Developed Markets	87.32
Australasia	0.00	1.31	Central/Latin	0.00	2.80	W euro-ex UK	33.17	41.09	Emerging Markets	12.68
Asia-4 Tigers	4.00	8.03				Emrgng Europe	0.00	0.02	Not Available	0.00
Asia-ex 4 Tigers	12.68	7.07				Africa	0.00	0.44		
Not Classified	0.00	0.00								

Top 10 Holdings as of 09-30-2025

Name	% Net Asset	Cumulative %	YTD Return %	Morningstar Sector
⊖ Taiwan Semiconductor Manufacturing Co Ltd	4.01	4.01	-	Technology
⊖ Tencent Holdings Ltd	3.42	7.43	-	Communication Svc
⊖ Dollarama Inc	3.12	10.55	31.05	Consumer Defensive
⊖ ResMed Inc	3.08	13.63	20.42	Healthcare
⊖ Siemens AG	3.02	16.65	-	Industrials
⊖ BAE Systems PLC	3.00	19.66	-	Industrials
⊖ Reliance Industries Ltd	2.78	22.44	-	Energy
⊖ Alibaba Group Holding Ltd ADR	2.67	25.11	113.15	Consumer Cyclical
⊖ Ferguson Enterprises Inc	2.63	27.74	-	Industrials
⊖ AstraZeneca PLC	2.63	30.37	-	Healthcare

Total Holdings 60

⊕ Increase ⊖ Decrease ✨ New to Portfolio

JPMorgan US Equity R6 JUEMX

Morningstar Category
Large Blend
Morningstar Index
S&P 500 TR USD

Portfolio Manager(s)

Scott Davis since 08-2014
Shilpee Raina since 11-2021

Quantitative Screens

- Performance: The fund has finished in the Large Blend category's top three quartiles in 10 of the 10 years it's been in existence.
- Management: The fund's management has been in place for 11.13 years.
- Style: The fund has landed in its primary style box — Large Blend — 56.25 % of the time over the past three years.
- Net Expense: The fund's expense ratio of 0.44 is 36.23% lower than the Large Blend category average.

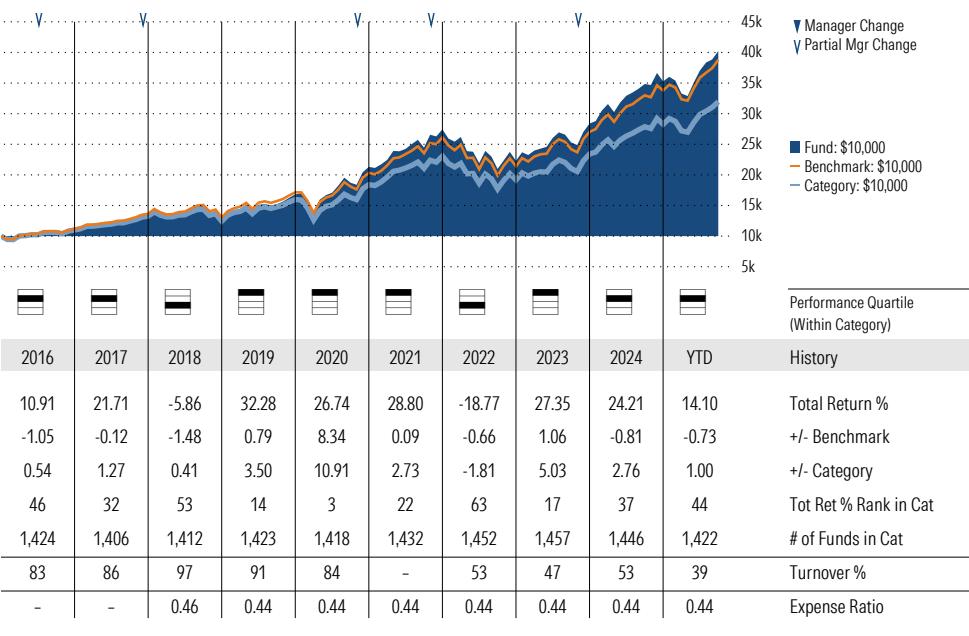
Morningstar Investment Management LLC Analysis

The fund fails our style consistency screen as, similar to the broad market and peers, it plots on the border with growth. We are not concerned with this screen failure.

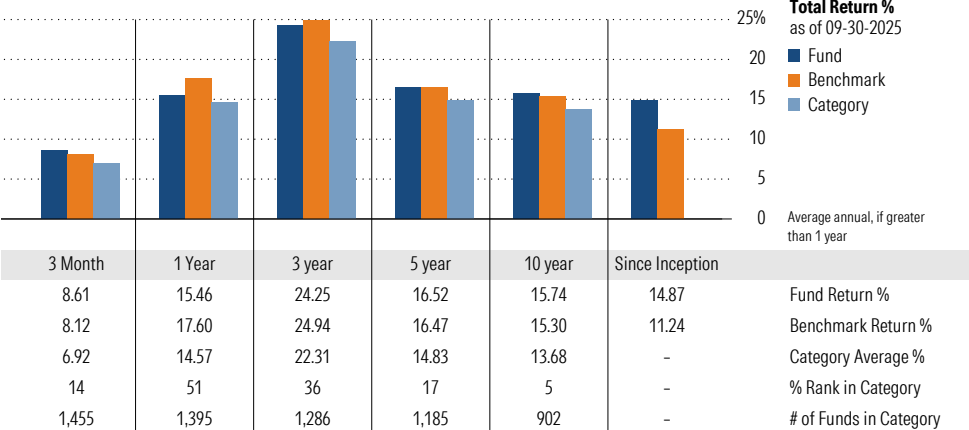
ESG Metrics

Metric	Rating	Updated
Sustainability Rating	3	08-31-2025
Carbon Risk Score	Low Risk	12-31-2022
ESG Commitment	2-Basic	03-11-2022

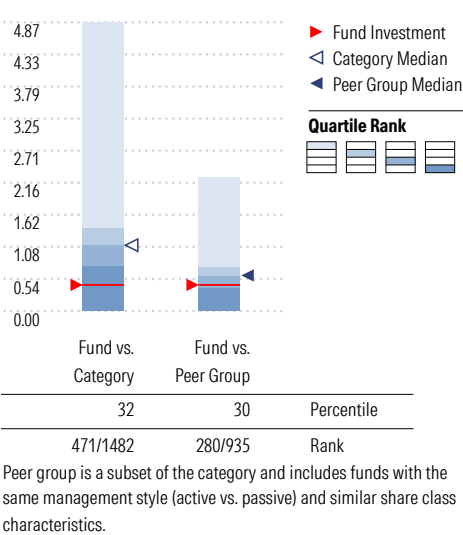
Growth of \$10,000



Trailing Performance



Net Expense



3-Year Risk Metrics

	Fund	Bmark	Cat
Alpha	-0.56	-	-1.59
Beta	1.00	-	0.99
R-Squared	97.73	-	93.13
Standard Deviation	13.54	13.37	13.72
Sharpe Ratio	1.32	1.38	1.21
Tracking Error	2.04	-	3.09
Information Ratio	-0.34	-	-1.71
Up Capture Ratio	100.01	-	95.42
Down Capture Ratio	105.09	-	103.55

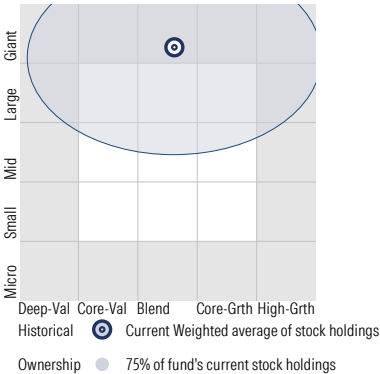
Portfolio Metrics

	Fund	Bmark	Cat
Price/Earnings Ratio	28.51	28.13	27.25
Price/Book Ratio	5.57	5.10	5.28
Geom Avg Mkt Cap \$B	470.91	439.39	477.25
ROE	36.20	35.20	34.08

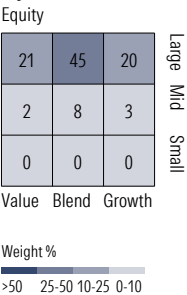
JPMorgan US Equity R6 JUEMX

Morningstar Category Large Blend
Morningstar Index S&P 500 TR USD

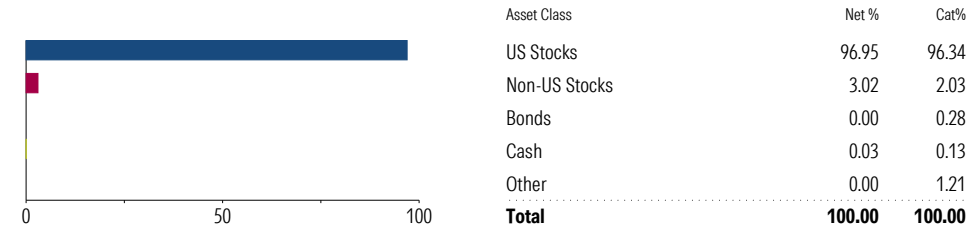
Style Analysis as of 09-30-2025
Morningstar Style Box™



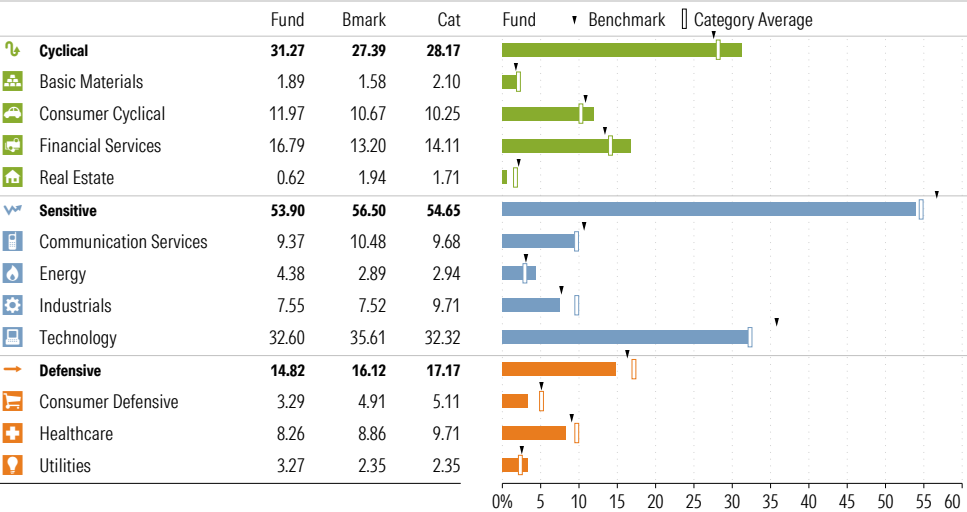
Style Breakdown



Asset Allocation as of 09-30-2025



Sector Weighting as of 09-30-2025



Top 15 Holdings as of 09-30-2025

Name	% Net Asset	Cumulative %	YTD Return %	Morningstar Sector
⊕ Microsoft Corp	8.57	8.57	23.47	Technology
⊕ NVIDIA Corp	8.24	16.82	38.96	Technology
⊕ Apple Inc	6.31	23.13	1.99	Technology
⊖ Amazon.com Inc	4.56	27.69	0.08	Consumer Cyclical
⊕ Meta Platforms Inc Class A	3.71	31.40	25.69	Communication Svc
⊕ Alphabet Inc Class A	3.67	35.06	28.75	Communication Svc
⊕ Mastercard Inc Class A	3.06	38.12	8.45	Financial Services
⊖ Wells Fargo & Co	3.02	41.14	21.11	Financial Services
⊖ Broadcom Inc	2.93	44.07	43.06	Technology
⊕ Baker Hughes Co Class A	2.64	46.71	20.45	Energy
⊕ American Express Co	2.53	49.24	12.71	Financial Services
⊕ NXP Semiconductors NV	2.44	51.68	11.03	Technology
⊕ Lowe's Companies Inc	2.40	54.08	3.25	Consumer Cyclical
⊕ McDonald's Corp	2.13	56.21	6.66	Consumer Cyclical
⊕ Walmart Inc	2.06	58.27	14.85	Consumer Defensive

Total Holdings 53

⊕ Increase ⊖ Decrease ✨ New to Portfolio

Macquarie Emerging Markets Instl DEMIX

Morningstar Category Diversified Emerging Mkts Morningstar Index MSCI EM NR USD

Portfolio Manager(s)

Liu-Er Chen since 09-2006

Quantitative Screens

- Performance: The fund has finished in the Diversified Emerging Mkts category's top three quartiles in 9 of the 10 years it's been in existence.
- Management: The fund's management has been in place for 19.03 years.
- Style: The fund has landed in its primary style box — Large Blend — 100 % of the time over the past three years.
- Net Expense: The fund's expense ratio of 1.17 is 8.33% higher than the Diversified Emerging Mkts category average.

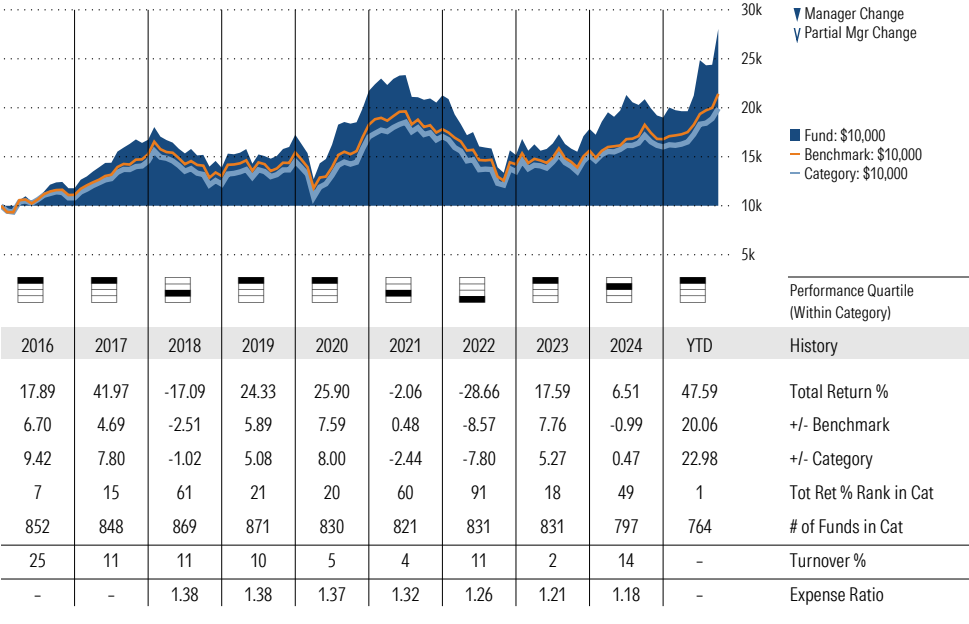
Morningstar Investment Management LLC Analysis

This fund passes all of Morningstar Investment Management's quantitative screens. Morningstar Investment Management has also assessed the fund from a qualitative perspective and, as a fiduciary, is comfortable recommending the fund's use in retirement plans.

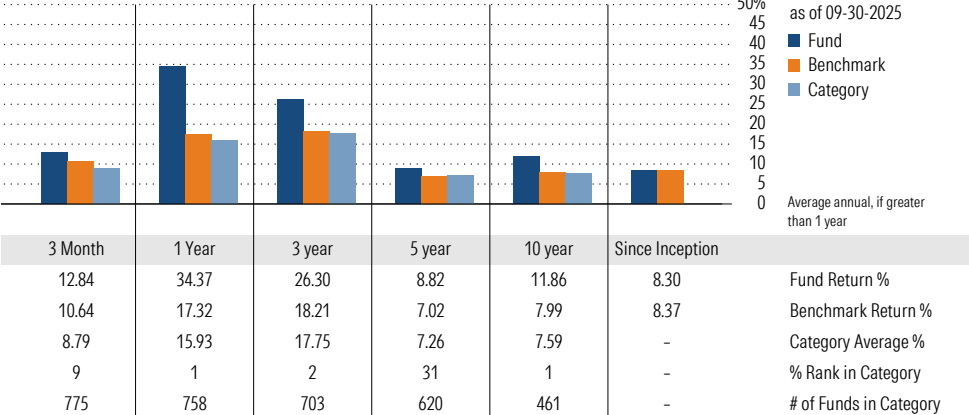
ESG Metrics

Metric	Rating	Updated
Sustainability Rating	3	08-31-2025
Carbon Risk Score	Medium Risk	12-31-2022

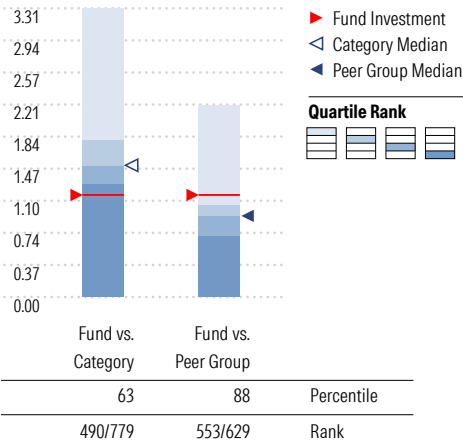
Growth of \$10,000



Trailing Performance



Net Expense



Peer group is a subset of the category and includes funds with the same management style (active vs. passive) and similar share class characteristics.

3-Year Risk Metrics

	Fund	Bmark	Cat
Alpha	3.52	-	1.14
Beta	1.24	-	0.91
R-Squared	78.08	-	86.04
Standard Deviation	22.06	15.75	15.43
Sharpe Ratio	0.95	0.83	0.82
Tracking Error	10.98	-	5.72
Information Ratio	0.74	-	-0.07
Up Capture Ratio	123.58	-	92.73
Down Capture Ratio	102.40	-	87.42

Portfolio Metrics

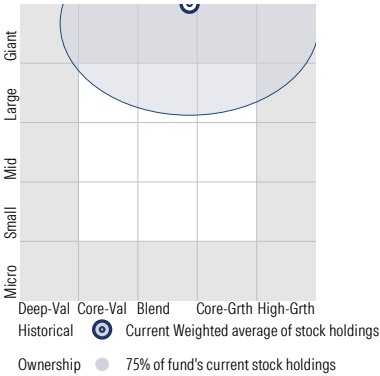
	Fund	Bmark	Cat
Price/Earnings Ratio	9.90	14.23	13.69
Price/Book Ratio	1.62	2.02	2.08
Geom Avg Mkt Cap \$B	78.10	65.29	69.39
ROE	22.40	19.48	21.18

Macquarie Emerging Markets Instl DEMIX

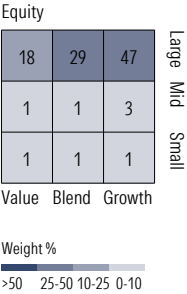
Morningstar Category Diversified Emerging Mkts Morningstar Index MSCI EM NR USD

Style Analysis as of 09-30-2025

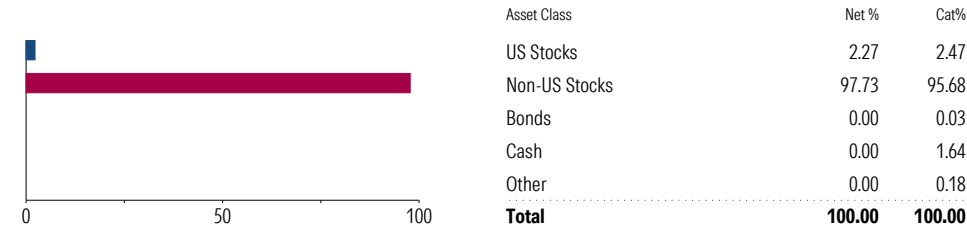
Morningstar Style Box™



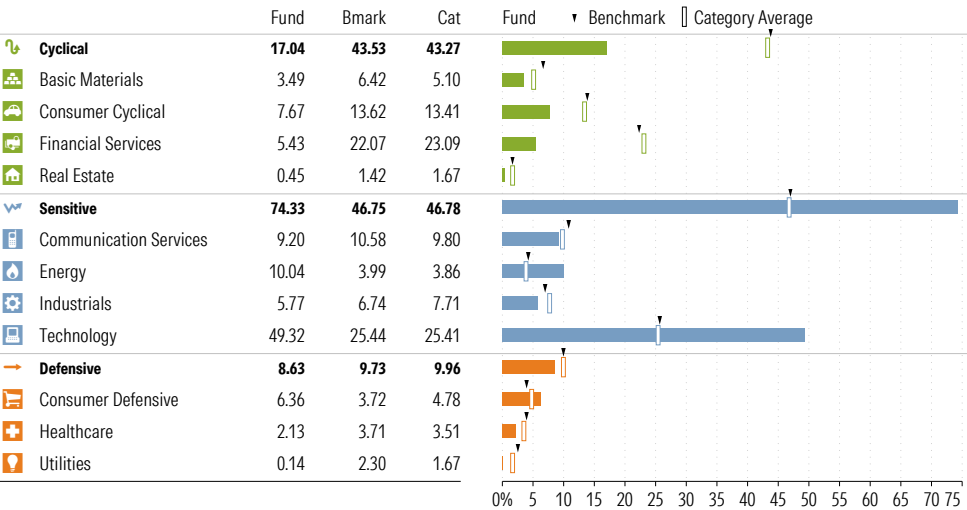
Style Breakdown




Asset Allocation as of 09-30-2025



Sector Weighting as of 09-30-2025



World Regions % Equity 09-30-2025



Top 10 Holdings as of 09-30-2025

Name	% Net Asset	Cumulative %	YTD Return %	Morningstar Sector
Taiwan Semiconductor Manufacturing Co Ltd	15.26	15.26	-	Technology
SK Square	11.69	26.95	-	Technology
SK Hynix Inc	10.42	37.37	-	Technology
Reliance Industries Ltd	5.07	42.44	-	Energy
Alibaba Group Holding Ltd ADR	4.10	46.54	113.15	Consumer Cyclical
Samsung Electronics Co Ltd	4.07	50.62	-	Technology
⊕ Samsung C&T Corp	3.81	54.42	-	Industrials
Tencent Holdings Ltd	3.26	57.68	-	Communication Svc
MediaTek Inc	2.72	60.40	-	Technology
Reliance Industries Ltd GDR - 144A	2.21	62.60	-	Energy

Total Holdings 113

⊕ Increase ⊖ Decrease ✨ New to Portfolio

Macquarie Small Cap Value Instl DEVIX

Morningstar Category
Small Value

Morningstar Index
Russell 2000 Value TR USD

Portfolio Manager(s)

Kelley Carabasi since 07-2012
Kent Madden since 07-2012
Michael Foley since 07-2019

Quantitative Screens

- Performance: The fund has finished in the Small Value category's top three quartiles in 9 of the 10 years it's been in existence.
- Management: The fund's management has been in place for 13.26 years.
- Style: The fund has landed in its primary style box — Small Value — 100 % of the time over the past three years.
- Net Expense: The fund's expense ratio of 0.85 is 21.3% lower than the Small Value category average.

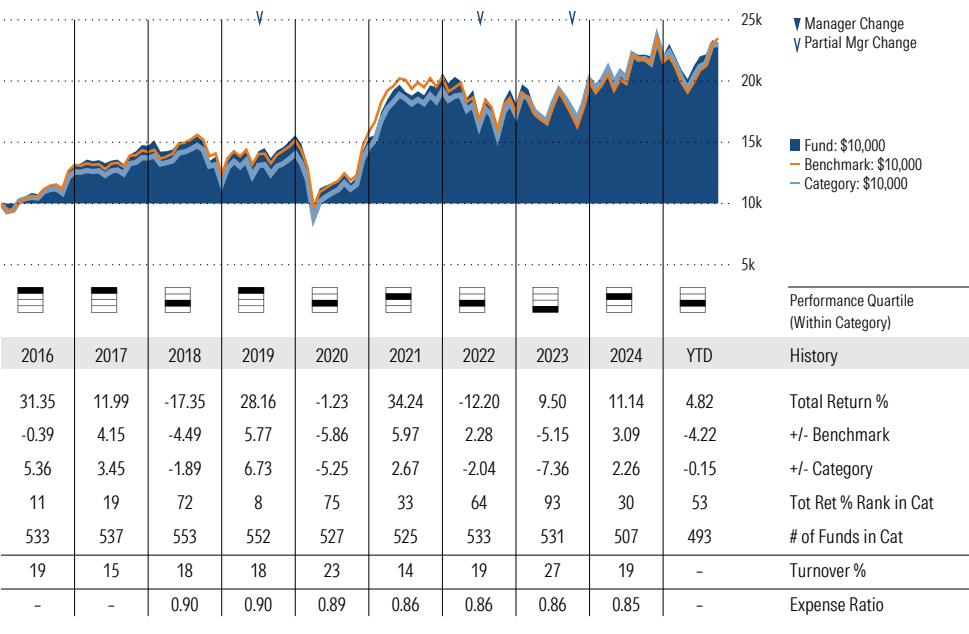
Morningstar Investment Management LLC Analysis

This fund passes all of Morningstar Investment Management's quantitative screens. Morningstar Investment Management has also assessed the fund from a qualitative perspective and, as a fiduciary, is comfortable recommending the fund's use in retirement plans.

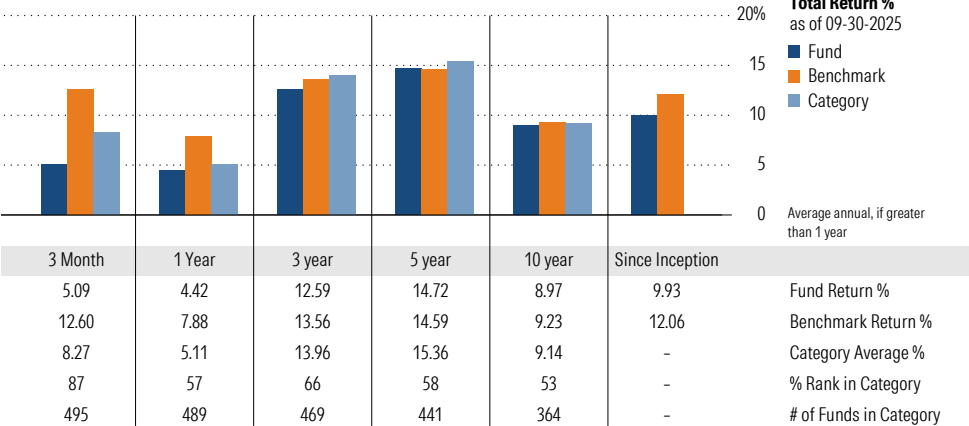
ESG Metrics

Metric	Rating	Updated
Sustainability Rating	4	08-31-2025
Carbon Risk Score	Medium Risk	12-31-2022

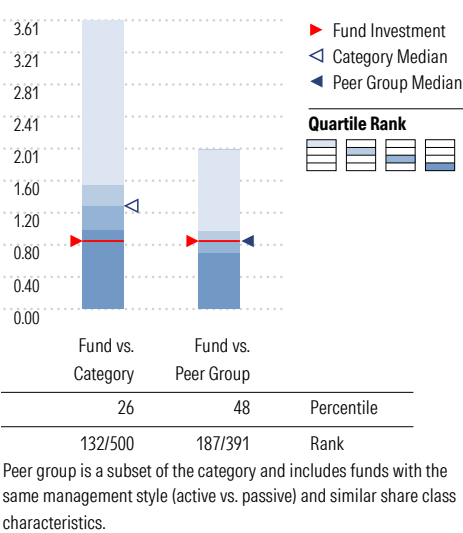
Growth of \$10,000



Trailing Performance



Net Expense



3-Year Risk Metrics

	Fund	Bmark	Cat
Alpha	0.21	-	1.21
Beta	0.91	-	0.91
R-Squared	95.05	-	93.09
Standard Deviation	20.28	21.74	20.56
Sharpe Ratio	0.44	0.47	0.49
Tracking Error	4.92	-	5.65
Information Ratio	-0.20	-	0.01
Up Capture Ratio	92.76	-	93.62
Down Capture Ratio	92.96	-	90.38

Portfolio Metrics

	Fund	Bmark	Cat
Price/Earnings Ratio	17.05	14.44	15.18
Price/Book Ratio	1.67	1.29	1.58
Geom Avg Mkt Cap \$B	5.01	2.28	5.89
ROE	11.15	2.99	13.36

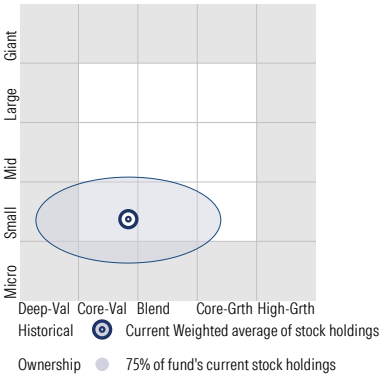
Macquarie Small Cap Value Instl DEVIX

Morningstar Category
Small Value

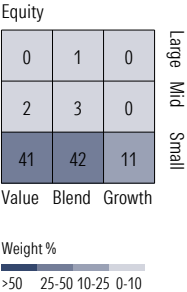
Morningstar Index
Russell 2000 Value TR USD

Style Analysis as of 09-30-2025

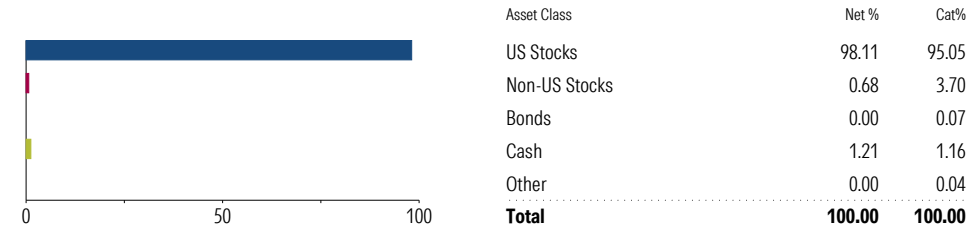
Morningstar Style Box™



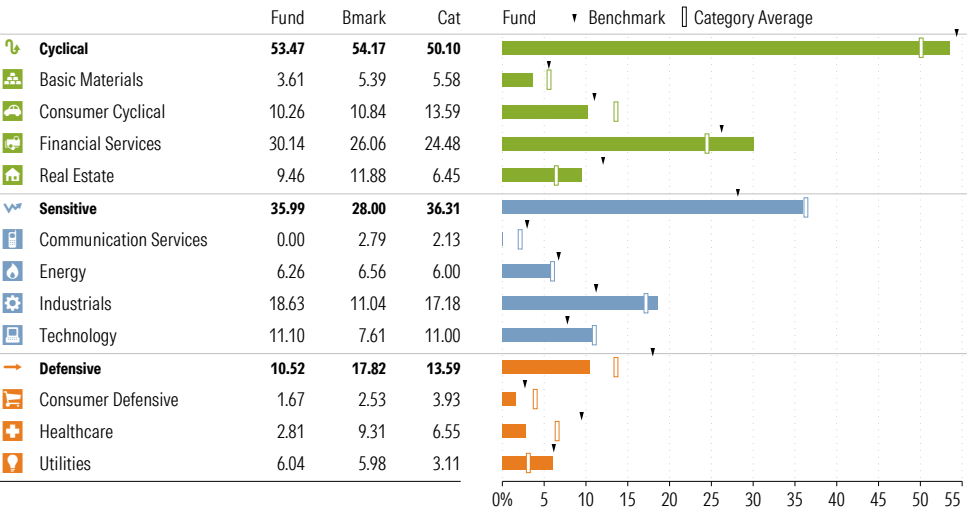
Style Breakdown



Asset Allocation as of 09-30-2025



Sector Weighting as of 09-30-2025



Top 15 Holdings as of 09-30-2025

Name	% Net Asset	Cumulative %	YTD Return %	Morningstar Sector
Webster Financial Corp	2.00	2.00	9.82	Financial Services
⊖ Hancock Whitney Corp	1.96	3.96	16.89	Financial Services
F N B Corp	1.90	5.86	11.43	Financial Services
Axis Capital Holdings Ltd	1.85	7.71	9.59	Financial Services
ITT Inc	1.78	9.49	25.85	Industrials
Stifel Financial Corp	1.69	11.18	8.27	Financial Services
Valley National Bancorp	1.69	12.86	20.64	Financial Services
MasTec Inc	1.64	14.51	56.32	Industrials
Old National Bancorp	1.64	16.14	3.06	Financial Services
Columbia Banking System Inc	1.63	17.77	-0.70	Financial Services
CACI International Inc Class A	1.46	19.23	23.44	Technology
⊖ Synovus Financial Corp	1.44	20.67	-1.91	Financial Services
Group 1 Automotive Inc	1.43	22.10	4.16	Consumer Cyclical
OGE Energy Corp	1.41	23.50	15.23	Utilities
⊖ East West Bancorp Inc	1.35	24.86	13.04	Financial Services

Total Holdings 107

⊕ Increase ⊖ Decrease ✨ New to Portfolio

PIMCO Commodity Real Return Strat I2 PCRPX

Morningstar Category
Commodities Broad Basket

Morningstar Index
Bloomberg Commodity TR USD

Portfolio Manager(s)

Greg Sharenow since 11-2018
Stephen Rodosky since 01-2019
Andrew Dewitt since 02-2022
Daniel He since 06-2025
Michael Cudzil since 06-2025

Quantitative Screens

✔ Performance: The fund has finished in the Commodities Broad Basket category's top three quartiles in 7 of the 10 years it's been in existence.

✔ Management: The fund's management has been in place for 6.92 years.

Style Consistency is not calculated for Fixed Income funds.

✔ Net Expense: The fund's expense ratio of 1 is 3.09% higher than the Commodities Broad Basket category average.

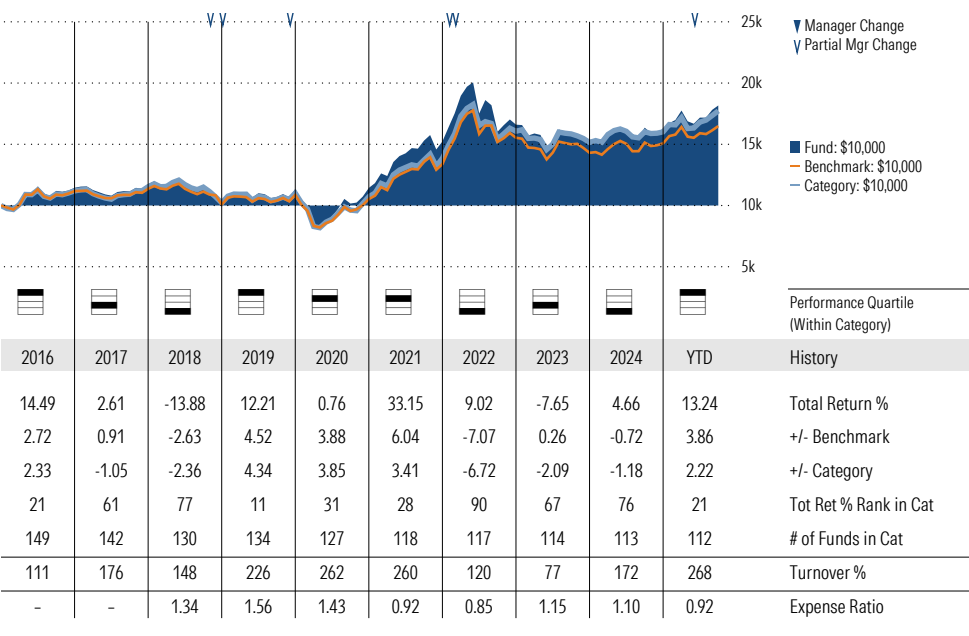
Morningstar Investment Management LLC Analysis

This fund passes all of Morningstar Investment Management's quantitative screens. Morningstar Investment Management has also assessed the fund from a qualitative perspective and, as a fiduciary, is comfortable recommending the fund's use in retirement plans.

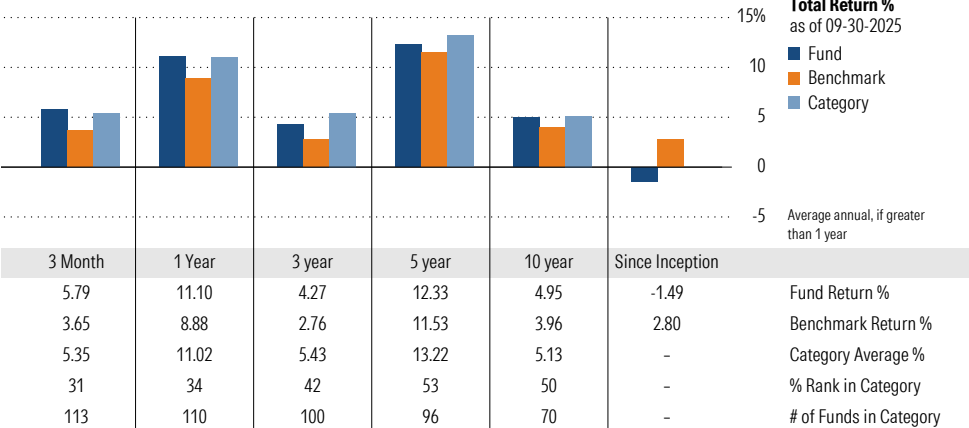
ESG Metrics

Metric	Rating	Updated
Sustainability Rating	3	08-31-2025

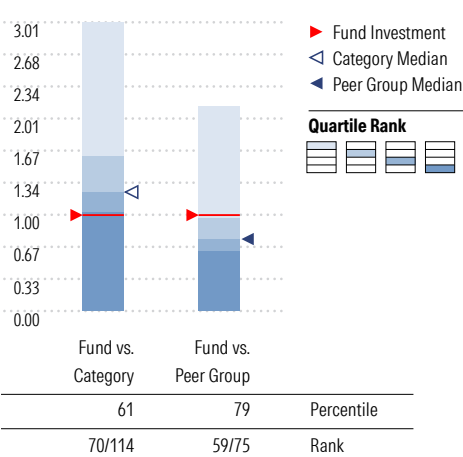
Growth of \$10,000



Trailing Performance



Net Expense



Peer group is a subset of the category and includes funds with the same management style (active vs. passive) and similar share class characteristics.

3-Year Risk Metrics

	Fund	Bmark	Cat
Alpha	1.36	-	2.09
Beta	1.06	-	0.94
R-Squared	95.21	-	81.99
Standard Deviation	10.62	9.77	10.36
Sharpe Ratio	-0.02	-0.18	0.00
Tracking Error	2.40	-	4.06
Information Ratio	0.63	-	0.28
Up Capture Ratio	110.01	-	94.48
Down Capture Ratio	99.91	-	78.15

Portfolio Metrics

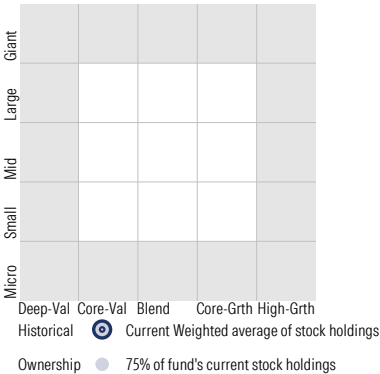
	Fund	Bmark	Cat
Price/Earnings Ratio	12.27	-	-
Price/Book Ratio	3.56	-	1.52
Geom Avg Mkt Cap \$B	16.44	-	15.01
ROE	29.97	-	11.03

PIMCO Commodity Real Return Strat I2 PCRPX

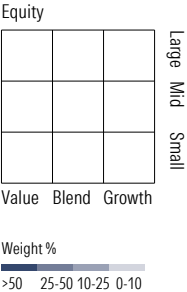
Morningstar Category
Commodities Broad Basket

Morningstar Index
Bloomberg Commodity TR USD

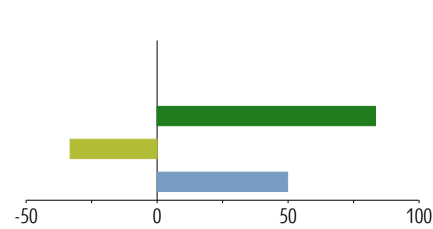
Style Analysis as of 09-30-2025
Morningstar Style Box™



Style Breakdown

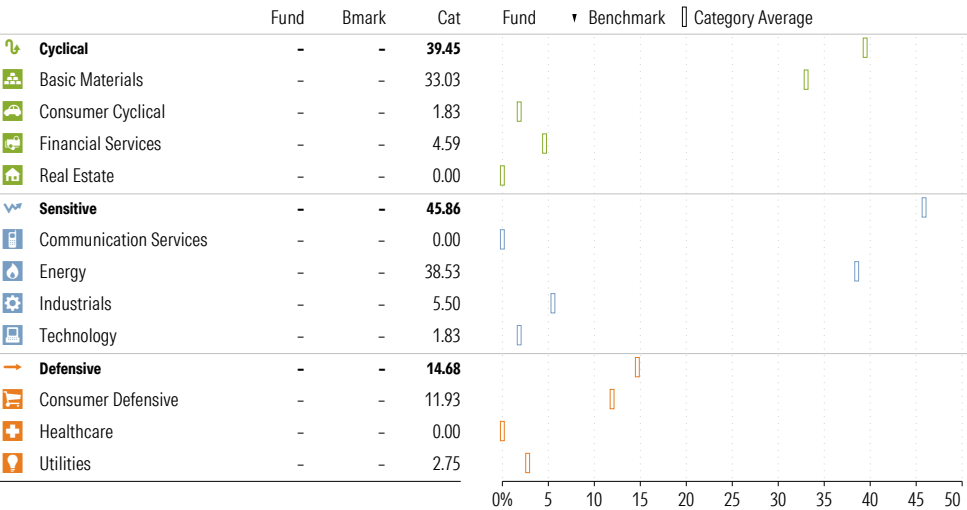


Asset Allocation as of 09-30-2025



Asset Class	Net %	Cat%
US Stocks	0.00	3.74
Non-US Stocks	0.00	0.87
Bonds	83.36	28.38
Cash	-33.19	46.36
Other	49.82	20.65
Total	100.00	100.00

Sector Weighting as of 09-30-2025



Top 15 Holdings as of 09-30-2025

Name	% Net Asset	Cumulative %	YTD Return %	Morningstar Sector
⊖ 2 Year Treasury Note Future Sept 25	26.20	26.20	-	-
⊕ 3 Month Euribor Future Sept26	21.18	47.38	-	-
⊖ 3 Month Euribor Future Sept25	21.17	68.55	-	-
⊕ IRS EUR 2.25000 09/17/25-10Y LCH Pay	15.15	83.70	-	-
⊕ IRS EUR 2.25000 09/17/25-10Y LCH Receive	14.68	98.38	-	-
⊕ JAPANESE YEN Sold	13.93	112.31	-	-
⊕ Pimco Cayman Cmdty Fd Ltd Instl	13.80	126.11	-	-
⊖ U S TIPS REV REPO	13.64	139.75	-	-
⊕ JAPANESE YEN Purchased	13.44	153.19	-	-
⊕ TRS R 4.46/91282CDC2 BPS	12.41	165.59	-	-
⊕ 5 Year Treasury Note Future Sept 25	11.99	177.59	-	-
⊕ TRS R FEDL01+15/9128283R9 SOG	10.01	187.60	-	-
✱ Offset: Unsettled Trades	9.77	197.37	-	-
⊖ US Treasury Bond Future Sept 25	8.33	205.70	-	-
✱ Cash Offset	8.32	214.02	-	-

Total Holdings 670

⊕ Increase ⊖ Decrease ✱ New to Portfolio

PIMCO Income I2 PONPX

Portfolio Manager(s)

Daniel Ivascyn since 03-2007
Alfred Murata since 03-2013
Joshua Anderson since 07-2018

Quantitative Screens

✔ Performance: The fund has finished in the Multisector Bond category's top three quartiles in 9 of the 10 years it's been in existence.

✔ Management: The fund's management has been in place for 18.52 years.

Style Consistency is not calculated for Fixed Income funds.

✔ Net Expense: The fund's expense ratio of 0.64 is 34.02% lower than the Multisector Bond category average.

Morningstar Investment Management LLC Analysis

This fund passes all of Morningstar Investment Management's quantitative screens. Morningstar Investment Management has also assessed the fund from a qualitative perspective and, as a fiduciary, is comfortable recommending the fund's use in retirement plans.

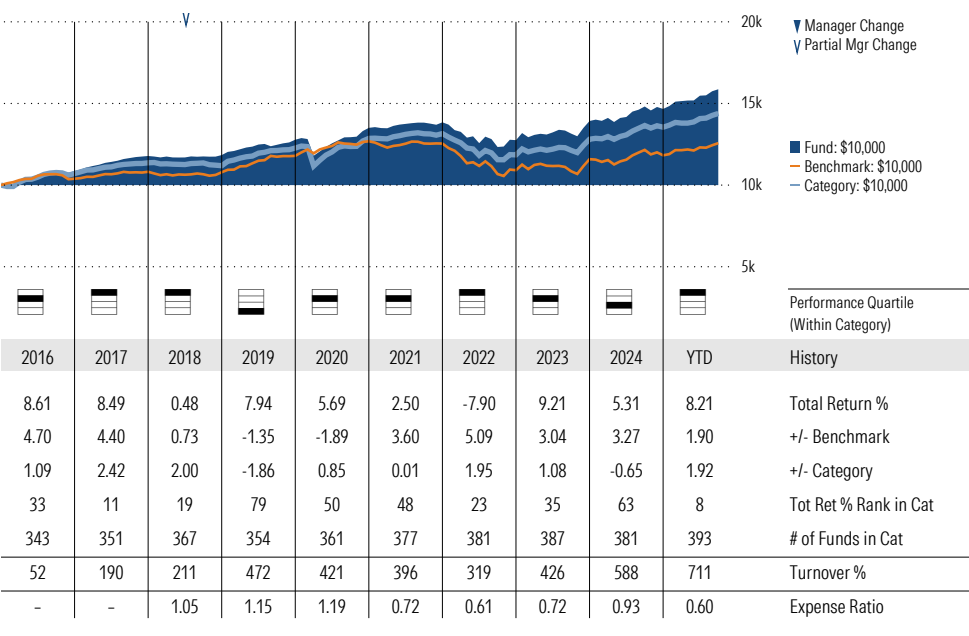
ESG Metrics

Metric	Rating	Updated
Sustainability Rating	4	08-31-2025

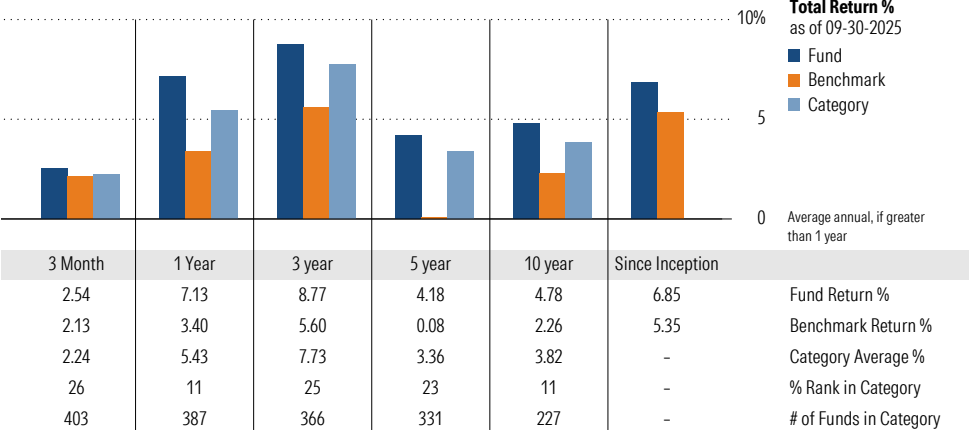
Morningstar Category
Multisector Bond

Morningstar Index
Bloomberg US Universal TR USD

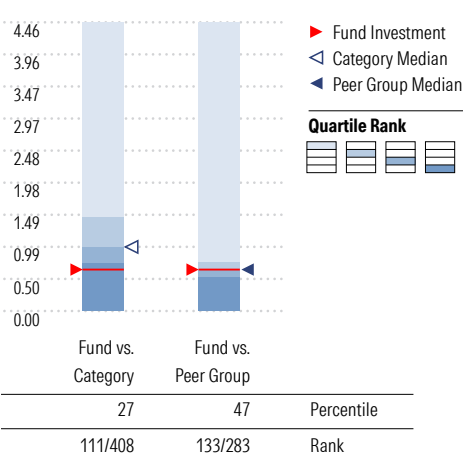
Growth of \$10,000



Trailing Performance



Net Expense



Peer group is a subset of the category and includes funds with the same management style (active vs. passive) and similar share class characteristics.

3-Year Risk Metrics

	Fund	Bmark	Cat
Alpha	4.12	-	3.64
Beta	0.79	-	0.72
R-Squared	91.91	-	79.82
Standard Deviation	5.08	6.20	4.94
Sharpe Ratio	0.72	0.12	0.62
Tracking Error	1.96	-	2.83
Information Ratio	1.61	-	0.93
Up Capture Ratio	96.83	-	87.89
Down Capture Ratio	44.79	-	41.87

Portfolio Metrics

	Fund	Bmark	Cat
Avg Eff Duration	5.10	4.55	3.72
Avg Eff Maturity	7.28	7.69	6.18

PIMCO Income I2 PONPX

Morningstar Category
Multisector Bond

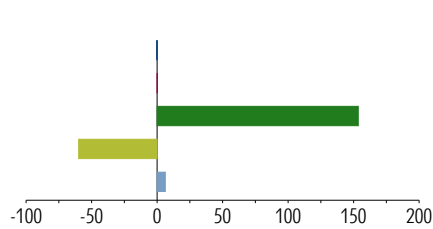
Morningstar Index
Bloomberg US Universal TR USD

Style Analysis as of 09-30-2025

Style Breakdown



Asset Allocation as of 09-30-2025



Asset Class	Net %	Cat%
US Stocks	-0.20	0.75
Non-US Stocks	0.24	0.13
Bonds	153.55	88.21
Cash	-59.87	6.79
Other	6.26	4.14
Total	100.00	100.00

Credit Rating Breakdown

	Fund	Bmark	Cat
AAA	12.85	67.64	9.38
AA	64.03	3.23	13.34
A	2.67	10.03	10.37
BBB	9.24	10.89	23.70
BB	4.56	3.19	17.81
B	2.47	3.64	11.00
Below B	4.18	1.38	5.37
Not Rated	0.00	0.00	9.03

Sector Weighting as of 09-30-2025

	Fund	Bmark	Cat	Fund	Benchmark	Category Average
Government	30.67	-	24.18			
Treasury	4.04	-	8.22			
Inflation - Protected	2.51	-	0.84			
Agency/Quasi Agency	0.01	-	0.26			
Other Government Related	24.11	-	14.86			
Corporate	3.25	-	31.68			
Corporate Bond	2.28	-	26.10			
Bank Loan	0.97	-	3.73			
Convertible	0.00	-	0.37			
Preferred	0.00	-	1.48			
Securitized	30.30	-	26.65			
Agency MBS Pass-Through	16.98	-	10.80			
Agency MBS ARM	0.00	-	0.04			
Agency MBS CMO	0.08	-	1.66			
Non-Agency Residential MBS	4.56	-	0.60			
Commercial MBS	0.24	-	1.62			
Asset-Backed	8.44	-	11.88			
Covered Bond	0.00	-	0.05			
Municipal	0.02	-	0.24			
Cash & Equivalents	25.97	-	12.64			
Other	9.56	-	4.60			

Top 10 Holdings as of 09-30-2025

Name	Maturity Date	% Net Asset	Cumulative %	Fixed Income Sector
✳ Offset: Unsettled Trades	-	59.79	59.79	-
✳ Cash Offset	-	40.20	100.00	-
⊕ 5 Year Treasury Note Future Sept 25	10-2025	17.25	117.25	-
⊕ Federal National Mortgage Association 6%	08-2055	14.27	131.52	-
⊕ 10 Year Treasury Note Future Sept 25	09-2025	14.24	145.76	-
⊕ Federal National Mortgage Association 6.5%	08-2055	13.76	159.51	-
⊕ Pimco Fds	09-2025	11.19	170.70	-
⊕ Low Sulphur Gas Oil Futures Sept25	09-2025	6.93	177.63	-
⊕ Federal National Mortgage Association 5.5%	08-2055	6.91	184.54	-
⊖ BRITISH POUND STERLING Purchased	08-2025	6.46	191.00	-

Total Holdings 10028

⊕ Increase ⊖ Decrease ✳ New to Portfolio

PIMCO International Bond (USD-Hdg) I-2 PFBPX

Morningstar Category
Global Bond-USD Hedged

Morningstar Index
Bloomberg US Agg Bond TR USD

Portfolio Manager(s)

Andrew Balls since 09-2014
Lorenzo Pagani since 09-2014
Sachin Gupta since 09-2014

Quantitative Screens

✔ Performance: The fund has finished in the Global Bond-USD Hedged category's top three quartiles in 9 of the 10 years it's been in existence.

✔ Management: The fund's management has been in place for 11.02 years.

Style Consistency is not calculated for Fixed Income funds.

✔ Net Expense: The fund's expense ratio of 0.67 is 0% higher than the Global Bond-USD Hedged category average.

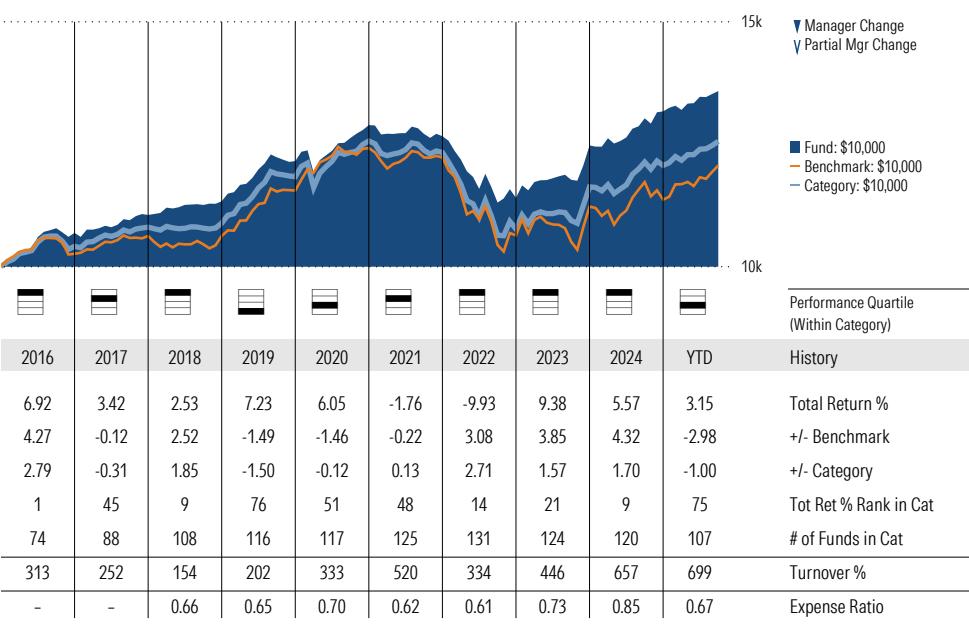
Morningstar Investment Management LLC Analysis

This fund passes all of Morningstar Investment Management's quantitative screens. Morningstar Investment Management has also assessed the fund from a qualitative perspective and, as a fiduciary, is comfortable recommending the fund's use in retirement plans.

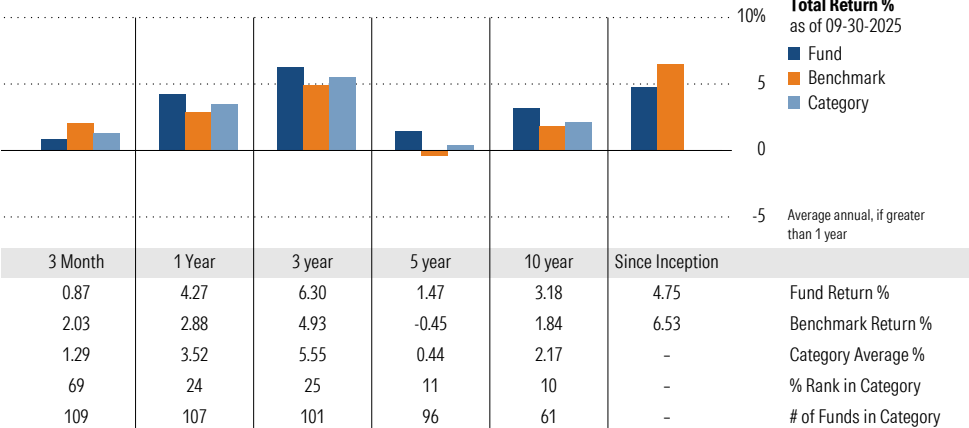
ESG Metrics

Metric	Rating	Updated
Sustainability Rating	3	08-31-2025

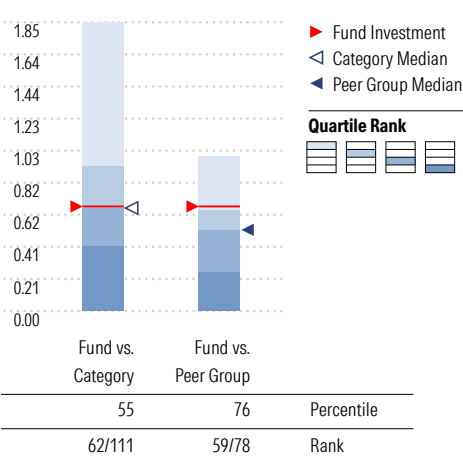
Growth of \$10,000



Trailing Performance



Net Expense



Peer group is a subset of the category and includes funds with the same management style (active vs. passive) and similar share class characteristics.

3-Year Risk Metrics

	Fund	Bmark	Cat
Alpha	3.86	-	2.08
Beta	0.46	-	0.71
R-Squared	69.32	-	82.64
Standard Deviation	3.59	6.44	4.96
Sharpe Ratio	0.36	0.02	0.15
Tracking Error	3.99	-	2.83
Information Ratio	0.35	-	0.27
Up Capture Ratio	63.03	-	78.51
Down Capture Ratio	17.48	-	53.16

Portfolio Metrics

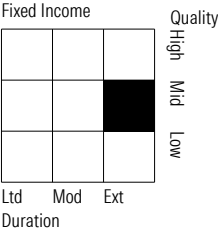
	Fund	Bmark	Cat
Avg Eff Duration	7.49	4.43	6.47
Avg Eff Maturity	9.11	-	8.58

PIMCO International Bond (USD-Hdg) I-2 PFBPX

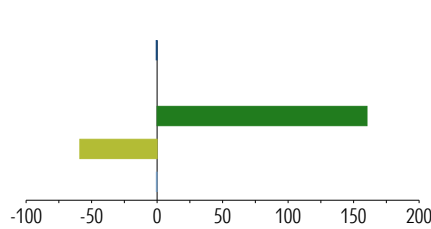
Morningstar Category Global Bond-USD Hedged
Morningstar Index Bloomberg US Agg Bond TR USD

Style Analysis as of 09-30-2025

Style Breakdown



Asset Allocation as of 09-30-2025



Asset Class	Net %	Cat%
US Stocks	-0.69	-0.03
Non-US Stocks	0.00	0.00
Bonds	160.23	115.45
Cash	-58.97	-5.98
Other	-0.58	-9.44
Total	100.00	100.00

Credit Rating Breakdown

	Fund	Bmark	Cat
AAA	11.45	3.53	16.65
AA	52.26	74.59	26.61
A	13.58	10.82	27.91
BBB	18.91	8.32	18.77
BB	2.34	0.28	6.04
B	0.43	0.00	1.51
Below B	1.03	0.00	0.21
Not Rated	0.00	2.46	2.30

Sector Weighting as of 09-30-2025

	Fund	Bmark	Cat	Fund	Benchmark	Category Average
Government	44.35	-	44.40			
Treasury	8.72	-	25.62			
Inflation - Protected	0.73	-	1.55			
Agency/Quasi Agency	1.46	-	3.59			
Other Government Related	33.44	-	13.64			
Corporate	2.77	-	16.01			
Corporate Bond	2.57	-	15.83			
Bank Loan	0.19	-	0.10			
Convertible	0.00	-	0.00			
Preferred	0.01	-	0.08			
Securitized	12.47	-	8.53			
Agency MBS Pass-Through	9.06	-	5.56			
Agency MBS ARM	0.00	-	0.00			
Agency MBS CMO	0.20	-	0.35			
Non-Agency Residential MBS	0.82	-	0.56			
Commercial MBS	0.14	-	0.24			
Asset-Backed	1.71	-	1.49			
Covered Bond	0.54	-	0.33			
Municipal	0.03	-	0.08			
Cash & Equivalents	24.11	-	6.32			
Other	16.25	-	24.66			

Top 10 Holdings as of 09-30-2025

Name	Maturity Date	% Net Asset	Cumulative %	Fixed Income Sector
✱ Offset: Unsettled Trades	-	19.82	19.82	-
⊖ EUROPEAN MONETARY UNION EURO Purchased	08-2025	16.38	36.20	-
⊖ EUROPEAN MONETARY UNION EURO Sold	08-2025	16.38	52.58	-
⊕ IRS EUR 2.25000 09/17/25-5Y LCH Pay	09-2030	15.77	68.35	-
⊕ IRS EUR 2.25000 09/17/25-5Y LCH Receive	09-2030	15.75	84.10	-
⊕ CDX IG44 5Y ICE	06-2030	14.21	98.31	-
⊕ IRS EUR 2.25000 09/17/25-10Y LCH Pay	09-2035	13.02	111.33	-
⊕ IRS EUR 2.25000 09/17/25-10Y LCH Receive	09-2035	12.61	123.94	-
⊕ IRS CNY 1.50000 03/18/26-4Y* LCH Receive	06-2030	12.57	136.51	-
⊕ IRS CNY 1.50000 03/18/26-4Y* LCH Pay	06-2030	12.56	149.07	-

Total Holdings 1898

⊕ Increase ⊖ Decrease ✱ New to Portfolio

PIMCO Short-Term I2 PTSPX

Morningstar Category
Ultrashort Bond

Morningstar Index
Bloomberg US Agg Bond TR USD

Portfolio Manager(s)

Jerome Schneider since 01-2011
Nathan Chiaverini since 04-2019
Andrew Wittkop since 04-2019

Quantitative Screens

- Performance: The fund has finished in the Ultrashort Bond category's top three quartiles in 8 of the 10 years it's been in existence.
- Management: The fund's management has been in place for 14.76 years.

Style Consistency is not calculated for Fixed Income funds.

Net Expense: The fund's expense ratio of 0.59 is 51.28% higher than the Ultrashort Bond category average.

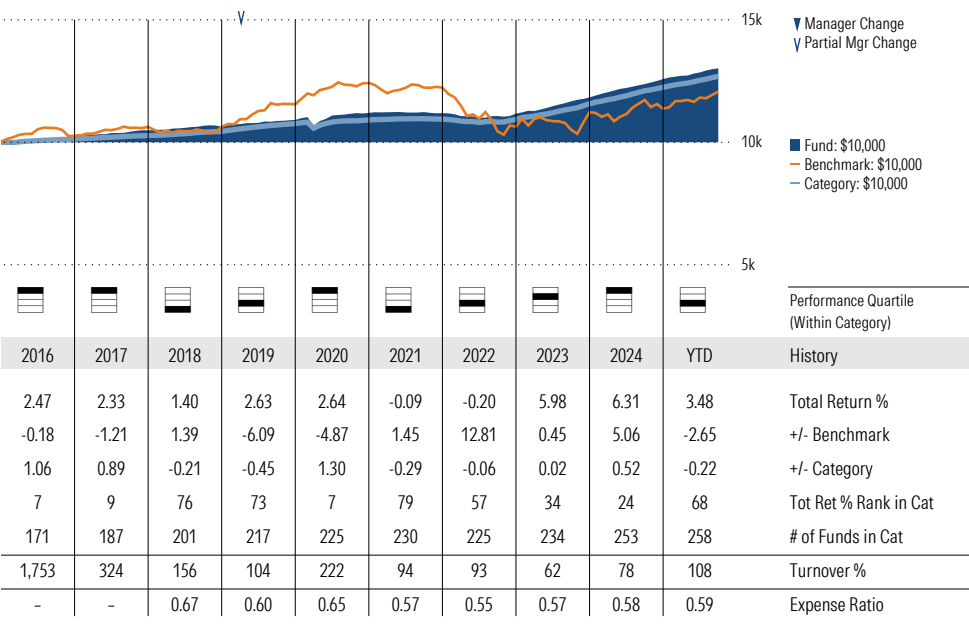
Morningstar Investment Management LLC Analysis

This fund fails our expense screen with fees that are higher than the broad category average. Plan costs are sometimes wrapped into fund fees, but because costs are predictive of a fund's future relative performance, we would still like to see lower overall expenses here.

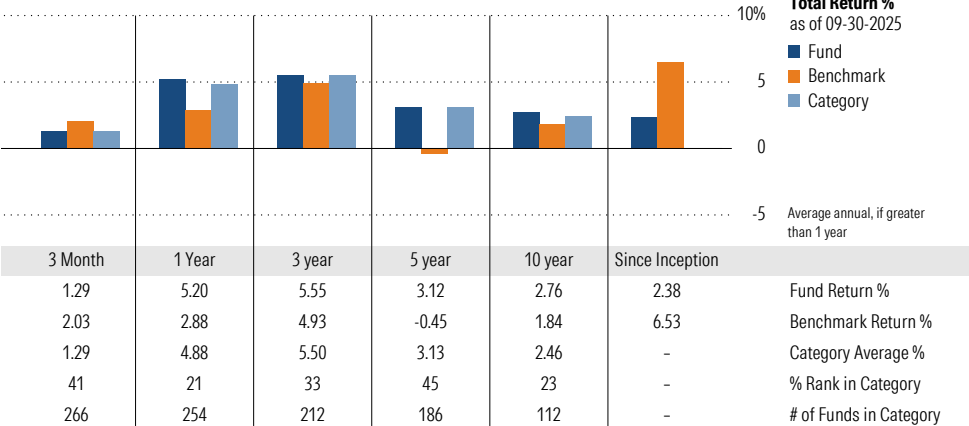
ESG Metrics

Metric	Rating	Updated
Sustainability Rating	3	08-31-2025

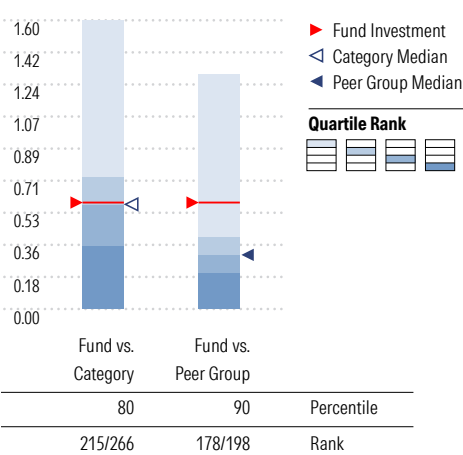
Growth of \$10,000



Trailing Performance



Net Expense



Peer group is a subset of the category and includes funds with the same management style (active vs. passive) and similar share class characteristics.

3-Year Risk Metrics

	Fund	Bmark	Cat
Alpha	5.61	-	5.06
Beta	-0.04	-	0.06
R-Squared	11.46	-	33.96
Standard Deviation	0.73	6.44	0.70
Sharpe Ratio	0.74	0.02	0.51
Tracking Error	6.73	-	6.10
Information Ratio	0.09	-	0.09
Up Capture Ratio	21.33	-	29.25
Down Capture Ratio	-44.09	-	-29.31

Portfolio Metrics

	Fund	Bmark	Cat
Avg Eff Duration	0.46	4.43	0.95
Avg Eff Maturity	0.26	-	1.66

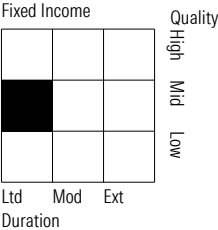
PIMCO Short-Term I2 PTSPX

Morningstar Category
Ultrashort Bond

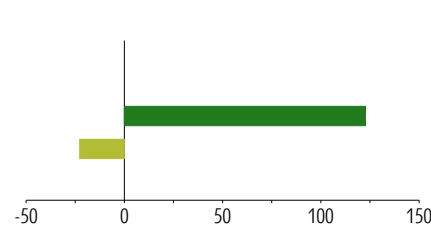
Morningstar Index
Bloomberg US Agg Bond TR USD

Style Analysis as of 09-30-2025

Style Breakdown



Asset Allocation as of 09-30-2025



Credit Rating Breakdown	Fund	Bmark	Cat
AAA	32.42	3.53	28.60
AA	26.29	74.59	23.21
A	23.05	10.82	18.99
BBB	15.81	8.32	22.91
BB	1.97	0.28	2.84
B	0.25	0.00	1.01
Below B	0.20	0.00	0.22
Not Rated	0.00	2.46	2.21

Sector Weighting as of 09-30-2025

	Fund	Bmark	Cat	Fund	Benchmark	Category Average
Government	39.84	-	29.91			
Treasury	2.96	-	21.51			
Inflation - Protected	0.27	-	0.05			
Agency/Quasi Agency	0.02	-	0.42			
Other Government Related	36.59	-	7.93			
Corporate	16.11	-	30.60			
Corporate Bond	16.11	-	30.18			
Bank Loan	0.00	-	0.29			
Convertible	0.00	-	0.05			
Preferred	0.00	-	0.08			
Securitized	18.31	-	22.98			
Agency MBS Pass-Through	1.22	-	1.55			
Agency MBS ARM	0.24	-	0.17			
Agency MBS CMO	5.97	-	2.91			
Non-Agency Residential MBS	1.78	-	0.06			
Commercial MBS	1.08	-	0.92			
Asset-Backed	8.01	-	17.37			
Covered Bond	0.01	-	0.00			
Municipal	0.12	-	0.04			
Cash & Equivalents	22.95	-	16.38			
Other	2.67	-	0.09			

Top 10 Holdings as of 09-30-2025

Name	Maturity Date	% Net Asset	Cumulative %	Fixed Income Sector
✱ Cash Offset	-	67.48	67.48	-
⊕ 5 Year Treasury Note Future Sept 25	10-2025	32.58	100.06	-
⊕ 3 Month SOFR Future June 25	09-2025	31.01	131.06	-
⊕ 3 Month SOFR Future Mar 26	06-2026	27.30	158.36	-
⊖ 2 Year Treasury Note Future Sept 25	10-2025	27.06	185.42	-
⊖ RFR USD SOFR/3.62000 09/02/25-4Y* LCH Pay	11-2029	25.44	210.86	-
⊖ RFR USD SOFR/3.62000 09/02/25-4Y* LCH Receive	11-2029	25.17	236.03	-
⊖ RFR USD SOFR/4.10000 02/11/25-1Y LCH Receive	02-2026	18.40	254.43	-
⊖ RFR USD SOFR/4.10000 02/11/25-1Y LCH Pay	02-2026	18.39	272.83	-
✱ Offset: Unsettled Trades	-	9.56	282.39	-

Total Holdings 1178

⊕ Increase ⊖ Decrease ✱ New to Portfolio

Vanguard 500 Index Admiral VFIAX

Morningstar Category
Large Blend
Morningstar Index
S&P 500 TR USD

Portfolio Manager(s)

Michelle Louie since 11-2017
Nick Birkett since 08-2023
Aur lie Denis since 02-2025

Quantitative Screens

- Performance: The fund has finished in the Large Blend category's top three quartiles in 10 of the 10 years it's been in existence.
- Management: The fund's management has been in place for 7.84 years.
- Style: The fund has landed in its primary style box — Large Blend — 77.14 % of the time over the past three years.
- Net Expense: The fund's expense ratio of 0.04 is 94.2% lower than the Large Blend category average.

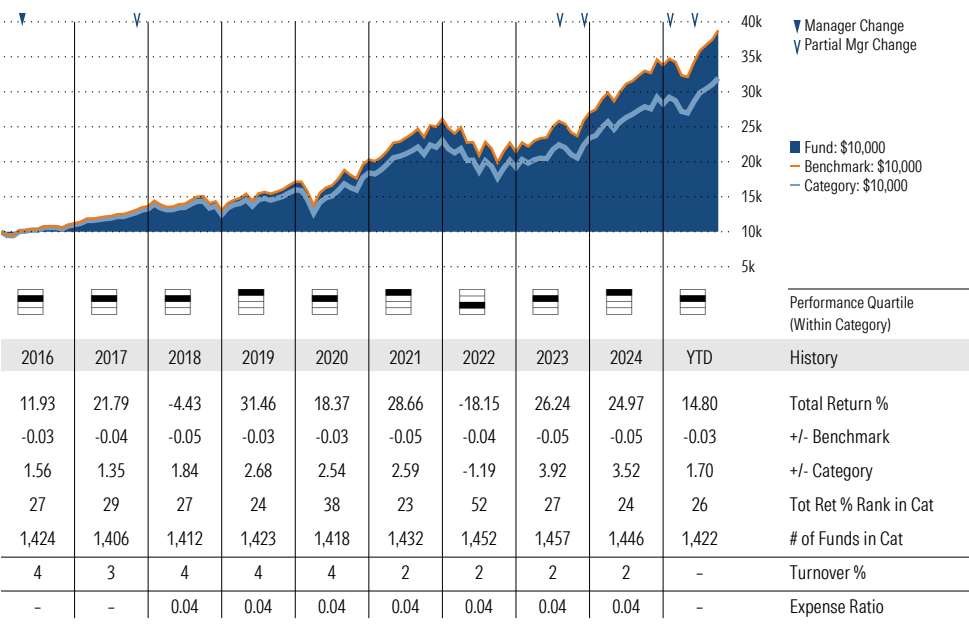
Morningstar Investment Management LLC Analysis

This fund passes all of Morningstar Investment Management's quantitative screens. Morningstar Investment Management has also assessed the fund from a qualitative perspective and, as a fiduciary, is comfortable recommending the fund's use in retirement plans.

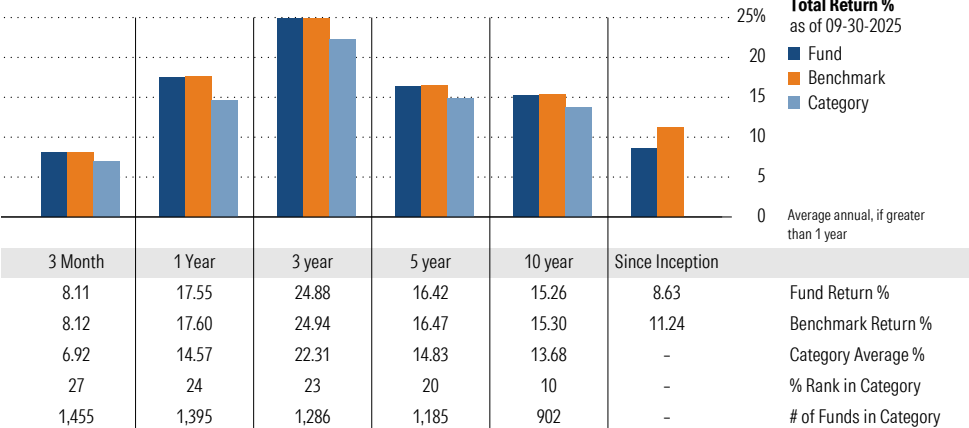
ESG Metrics

Metric	Rating	Updated
Sustainability Rating	3	08-31-2025
Carbon Risk Score	Low Risk	12-31-2022
ESG Commitment	1-Low	02-15-2022

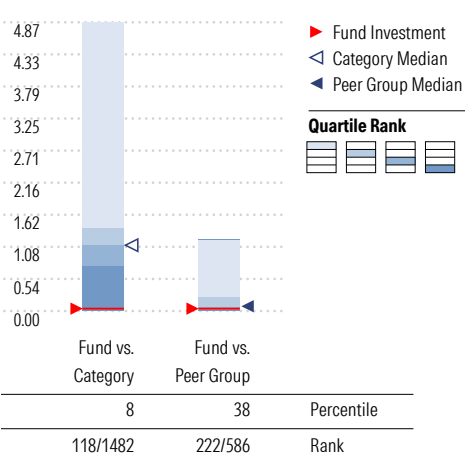
Growth of \$10,000



Trailing Performance



Net Expense



Peer group is a subset of the category and includes funds with the same management style (active vs. passive) and similar share class characteristics.

3-Year Risk Metrics

	Fund	Bmark	Cat
Alpha	-0.04	-	-1.59
Beta	1.00	-	0.99
R-Squared	100.00	-	93.13
Standard Deviation	13.37	13.37	13.72
Sharpe Ratio	1.37	1.38	1.21
Tracking Error	0.00	-	3.09
Information Ratio	-12.27	-	-1.71
Up Capture Ratio	99.91	-	95.42
Down Capture Ratio	100.11	-	103.55

Portfolio Metrics

	Fund	Bmark	Cat
Price/Earnings Ratio	28.17	28.13	27.25
Price/Book Ratio	5.13	5.10	5.28
Geom Avg Mkt Cap \$B	439.63	439.39	477.25
ROE	35.24	35.20	34.08

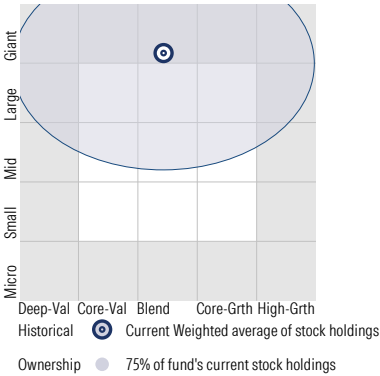
Vanguard 500 Index Admiral VFIAX

Morningstar Category
Large Blend

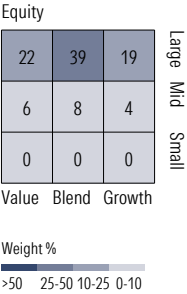
Morningstar Index
S&P 500 TR USD

Style Analysis as of 09-30-2025

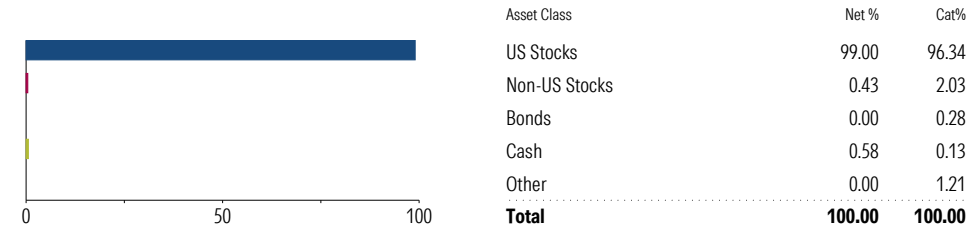
Morningstar Style Box™



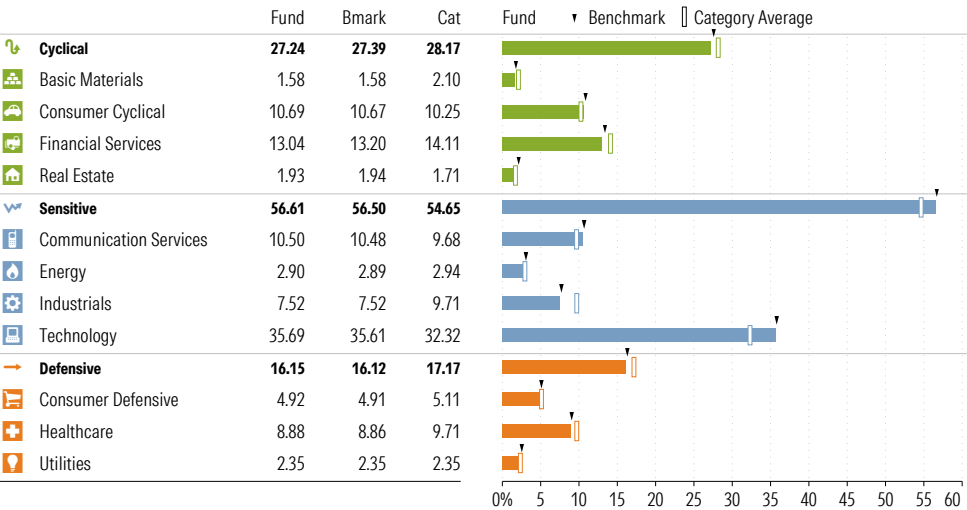
Style Breakdown



Asset Allocation as of 09-30-2025



Sector Weighting as of 09-30-2025



Top 15 Holdings as of 09-30-2025

Name	% Net Asset	Cumulative %	YTD Return %	Morningstar Sector
⊖ NVIDIA Corp	7.95	7.95	38.96	Technology
⊖ Microsoft Corp	6.72	14.68	23.47	Technology
⊖ Apple Inc	6.60	21.27	1.99	Technology
⊕ Amazon.com Inc	3.72	25.00	0.08	Consumer Cyclical
⊖ Meta Platforms Inc Class A	2.78	27.78	25.69	Communication Svc
⊖ Broadcom Inc	2.71	30.49	43.06	Technology
⊖ Alphabet Inc Class A	2.47	32.96	28.75	Communication Svc
⊖ Tesla Inc	2.18	35.14	10.12	Consumer Cyclical
⊖ Alphabet Inc Class C	1.99	37.12	28.21	Communication Svc
⊖ Berkshire Hathaway Inc Class B	1.61	38.73	10.91	Financial Services
⊖ JPMorgan Chase & Co	1.46	40.20	33.28	Financial Services
⊖ Eli Lilly and Co	1.06	41.25	-0.58	Healthcare
⊖ Visa Inc Class A	0.99	42.24	8.58	Financial Services
⊖ Netflix Inc	0.89	43.13	34.51	Communication Svc
⊖ Exxon Mobil Corp	0.84	43.97	7.58	Energy

Total Holdings 507

⊕ Increase ⊖ Decrease ✨ New to Portfolio

Vanguard International Value Inv VTRIX

Morningstar Category
Foreign Large Value

Morningstar Index
MSCI EAFE NR USD

Portfolio Manager(s)

Michael Bennett since 05-2010
Michael Fry since 05-2010
Steven Morrow since 08-2012
A. Rama Krishna since 12-2012
Arjun Kumar since 10-2020
Shirley Woo since 10-2020

Quantitative Screens

- Performance: The fund has finished in the Foreign Large Value category's top three quartiles in 7 of the 10 years it's been in existence.
- Management: The fund's management has been in place for 15.35 years.
- Style: The fund has landed in its primary style box — Large Value — 8.33 % of the time over the past three years.
- Net Expense: The fund's expense ratio of 0.36 is 62.11% lower than the Foreign Large Value category average.

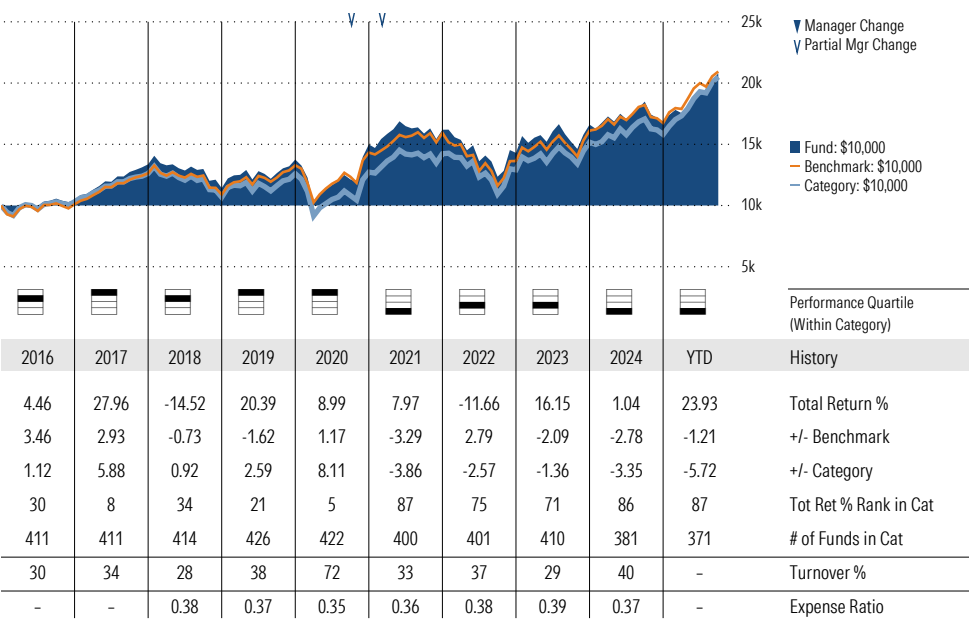
Morningstar Investment Management LLC Analysis

We are placing Vanguard International Value on watch due to a change in subadvisor. Vanguard announced on June 16th that they had replaced Lazard as a subadvisor with Altrinsic Global Investors, effectively immediately, due to performance concerns. Altrinsic, ARGA, and Sprucegrove will each manage 1/3 of the portfolio. We are placing the fund on watch while we monitor the new subadvisor mix.

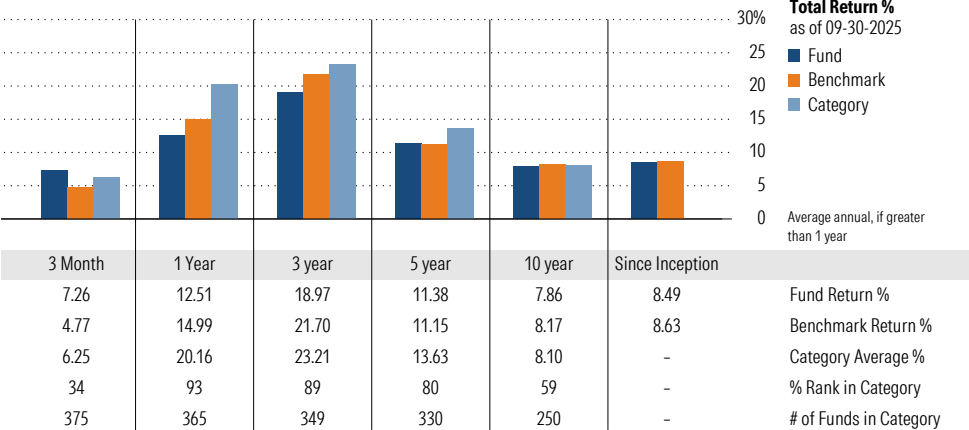
ESG Metrics

Metric	Rating	Updated
Sustainability Rating	3	08-31-2025
Carbon Risk Score	Medium Risk	12-31-2022

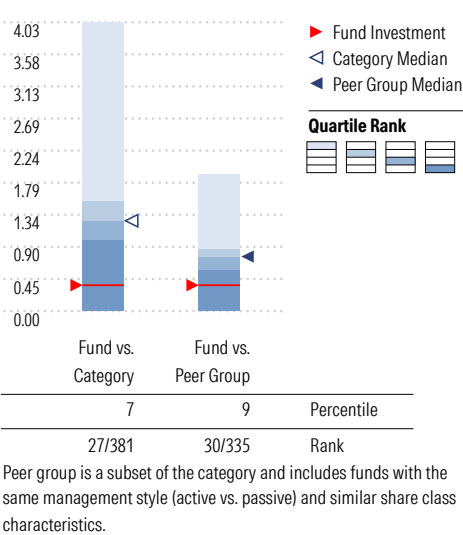
Growth of \$10,000



Trailing Performance



Net Expense



3-Year Risk Metrics

	Fund	Bmark	Cat
Alpha	-3.05	-	2.05
Beta	1.04	-	0.97
R-Squared	91.75	-	87.23
Standard Deviation	14.76	13.54	14.16
Sharpe Ratio	0.92	1.16	1.23
Tracking Error	4.28	-	5.11
Information Ratio	-0.64	-	0.38
Up Capture Ratio	97.61	-	99.60
Down Capture Ratio	114.19	-	86.15

Portfolio Metrics

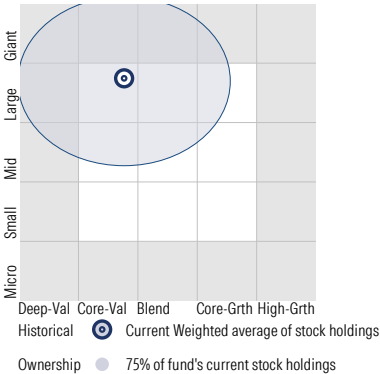
	Fund	Bmark	Cat
Price/Earnings Ratio	14.08	18.15	14.38
Price/Book Ratio	1.48	2.04	1.48
Geom Avg Mkt Cap \$B	30.09	62.57	44.25
ROE	14.15	17.79	14.13

Vanguard International Value Inv VTRIX

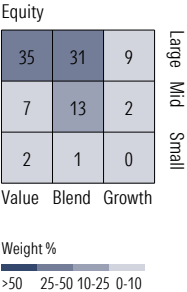
Morningstar Category
Foreign Large Value

Morningstar Index
MSCI EAFE NR USD

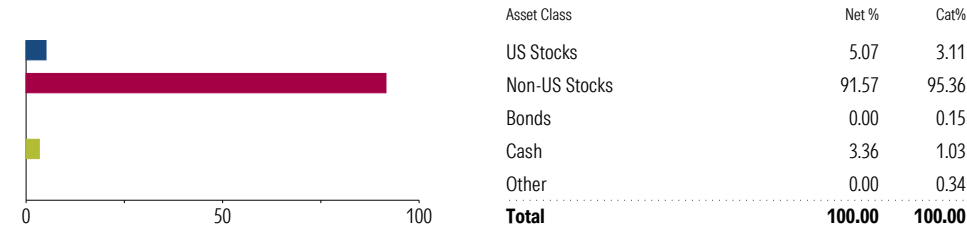
Style Analysis as of 09-30-2025
Morningstar Style Box™



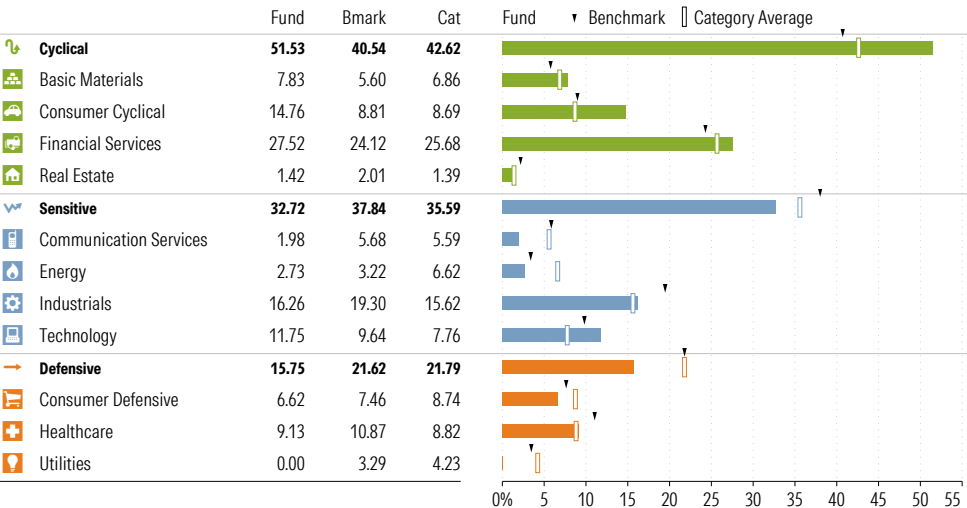
Style Breakdown




Asset Allocation as of 09-30-2025



Sector Weighting as of 09-30-2025



World Regions % Equity 09-30-2025



Top 10 Holdings as of 09-30-2025

Name	% Net Asset	Cumulative %	YTD Return %	Morningstar Sector
⊕ Mktliq 12/31/2049	3.09	3.09	-	-
⊖ STMicroelectronics NV	1.83	4.92	-	Technology
⊖ Kering SA	1.73	6.65	-	Consumer Cyclical
⊖ HSBC Holdings PLC	1.62	8.27	-	Financial Services
⊖ Nidec Corp	1.61	9.88	-	Industrials
⊕ Samsung Electronics Co Ltd DR	1.46	11.34	-	Technology
⊕ Nokia Oyj	1.41	12.75	-	Technology
⊕ GSK PLC	1.31	14.06	-	Healthcare
⊖ SK Hynix Inc	1.21	15.27	-	Technology
⊕ TotalEnergies SE	1.21	16.48	-	Energy

Total Holdings 208

⊕ Increase ⊖ Decrease ✨ New to Portfolio