

American Funds Intl Gr and Inc R6 RIGGX

Morningstar Category  
Foreign Large Blend

Morningstar Index  
MSCI ACWI Ex USA NR USD

Portfolio Manager(s)

Steven Watson since 10-2008  
Andrew Suzman since 10-2008  
Patrice Collette since 09-2010  
Leo Hee since 07-2015  
Michael Cohen since 07-2018  
Lisa Thompson since 09-2018  
Bobby Chada since 09-2024  
Barbara Burtin since 09-2024

Quantitative Screens

- Performance: The fund has finished in the Foreign Large Blend category's top three quartiles in 10 of the 10 years it's been in existence.
- Management: The fund's management has been in place for 17.01 years.
- Style: The fund has landed in its primary style box — Large Blend — 100 % of the time over the past three years.
- Net Expense: The fund's expense ratio of 0.53 is 32.91% lower than the Foreign Large Blend category average.

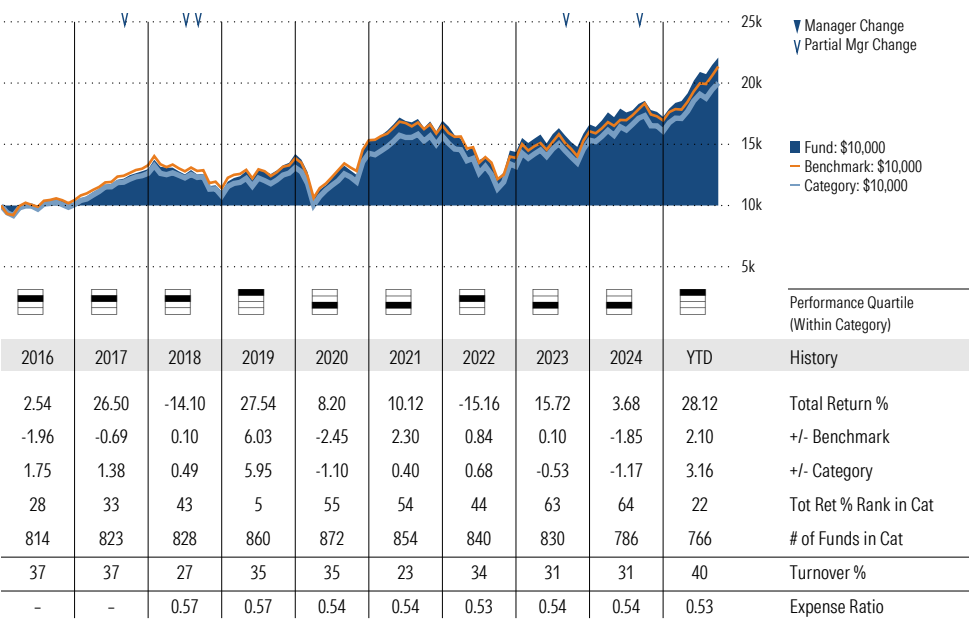
Morningstar Investment Management LLC Analysis

This fund passes all of Morningstar Investment Management's quantitative screens. Morningstar Investment Management has also assessed the fund from a qualitative perspective and, as a fiduciary, is comfortable recommending the fund's use in retirement plans.

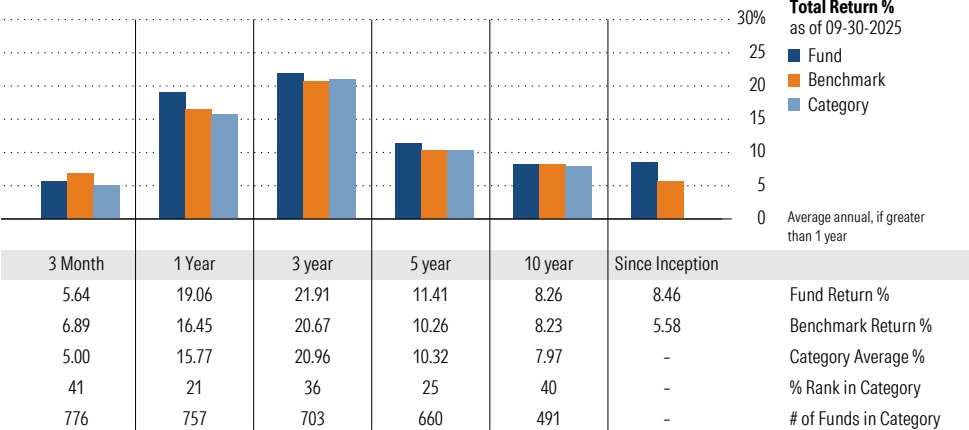
ESG Metrics

Metric	Rating	Updated
Sustainability Rating	2	08-31-2025
Carbon Risk Score	Low Risk	12-31-2022
ESG Commitment	1-Low	02-15-2022

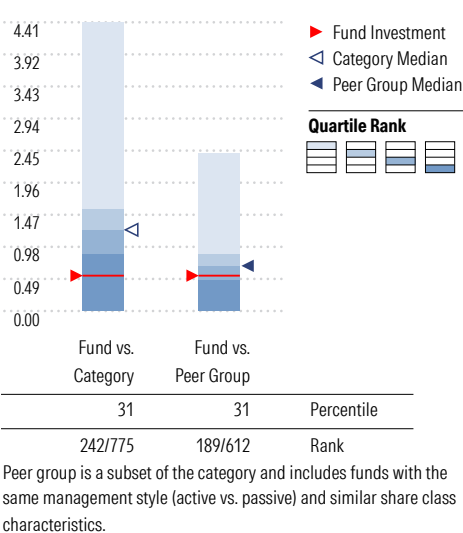
Growth of \$10,000



Trailing Performance



Net Expense



3-Year Risk Metrics

	Fund	Bmark	Cat
Alpha	1.11	-	0.01
Beta	1.00	-	1.02
R-Squared	94.50	-	90.69
Standard Deviation	13.56	13.21	14.14
Sharpe Ratio	1.17	1.12	1.08
Tracking Error	3.18	-	4.25
Information Ratio	0.39	-	0.11
Up Capture Ratio	102.71	-	104.10
Down Capture Ratio	97.74	-	108.66

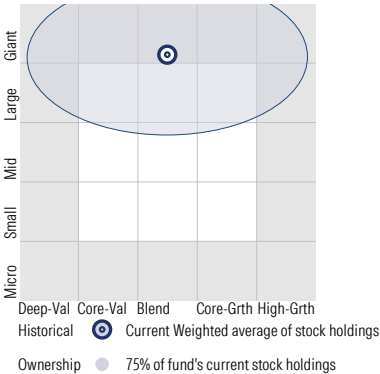
Portfolio Metrics

	Fund	Bmark	Cat
Price/Earnings Ratio	16.90	16.87	17.69
Price/Book Ratio	2.05	2.07	2.11
Geom Avg Mkt Cap \$B	63.72	62.76	67.92
ROE	19.16	18.05	18.02


American Funds Intl Gr and Inc R6 RIGGX

Morningstar Category Foreign Large Blend  
Morningstar Index MSCI ACWI Ex USA NR USD

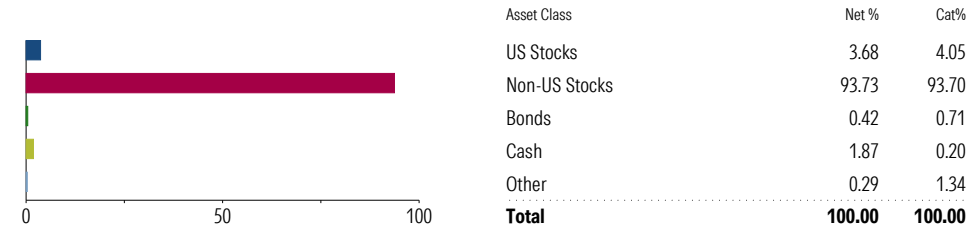
Style Analysis as of 09-30-2025  
Morningstar Style Box™



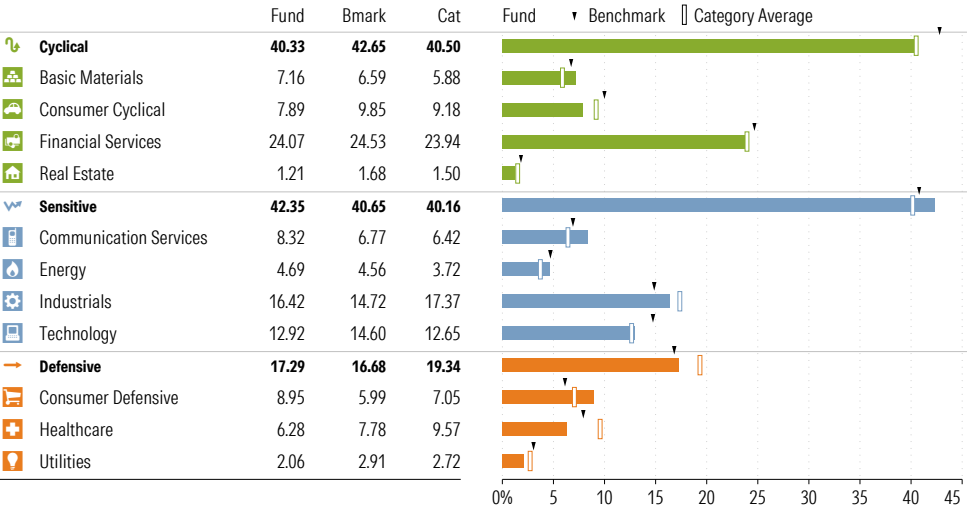
Style Breakdown




Asset Allocation as of 09-30-2025



Sector Weighting as of 09-30-2025



World Regions % Equity 09-30-2025



Top 10 Holdings as of 09-30-2025

Name	% Net Asset	Cumulative %	YTD Return %	Morningstar Sector
Taiwan Semiconductor Manufacturing Co Ltd	4.18	4.18	-	Technology
Capital Group Central Cash M	2.19	6.37	-	-
BAE Systems PLC	2.11	8.48	-	Industrials
ASML Holding NV	1.83	10.31	-	Technology
Airbus SE	1.70	12.01	-	Industrials
British American Tobacco PLC	1.66	13.67	-	Consumer Defensive
UniCredit SpA	1.55	15.21	-	Financial Services
Sanofi SA	1.51	16.73	-	Healthcare
TotalEnergies SE	1.44	18.17	-	Energy
AstraZeneca PLC	1.41	19.58	-	Healthcare

Total Holdings 293

⊕ Increase ⊖ Decrease ✨ New to Portfolio

American Funds New World R6 RNWGX

Morningstar Category Diversified Emerging Mkts  
Morningstar Index MSCI EM NR USD

Portfolio Manager(s)

Carl Kawaja since 06-1999  
Robert Lovelace since 06-1999  
Christopher Thomsen since 01-2009  
Winnie Kwan since 01-2009  
Tomonori Tani since 10-2013  
Bradford Freer since 01-2017  
Akira Shiraishi since 01-2017  
Lisa Thompson since 10-2019  
Kirstie Spence since 12-2019  
Dawid Justus since 01-2020  
Piyada Phanaphat since 01-2020  
Matt Hochstetler since 01-2024

Quantitative Screens

- Performance: The fund has finished in the Diversified Emerging Mkts category's top three quartiles in 10 of the 10 years it's been in existence.
- Management: The fund's management has been in place for 26.31 years.
- Style: The fund has landed in its primary style box — Large Growth — 100 % of the time over the past three years.
- Net Expense: The fund's expense ratio of 0.57 is 47.22% lower than the Diversified Emerging Mkts category average.

Morningstar Investment Management LLC Analysis

This fund passes all of Morningstar Investment Management's quantitative screens. Morningstar Investment Management has also assessed the fund from a qualitative perspective and, as a fiduciary, is comfortable recommending the fund's use in retirement plans.

ESG Metrics

Metric	Rating	Updated
Sustainability Rating	3	08-31-2025
Carbon Risk Score	Medium Risk	12-31-2022
ESG Commitment	1-Low	02-15-2022

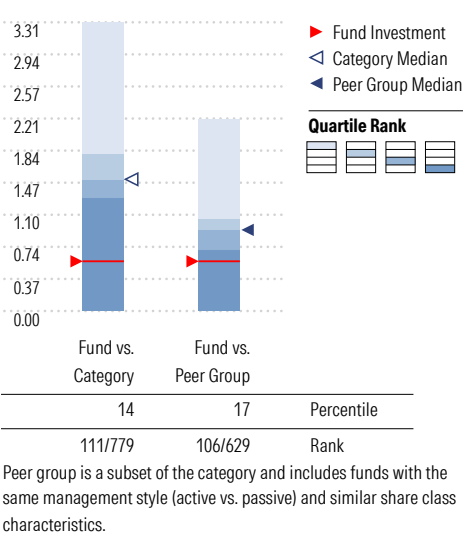
Growth of \$10,000



Trailing Performance



Net Expense



3-Year Risk Metrics

	Fund	Bmark	Cat
Alpha	5.24	-	1.14
Beta	0.73	-	0.91
R-Squared	79.67	-	86.04
Standard Deviation	12.80	15.75	15.43
Sharpe Ratio	1.05	0.83	0.82
Tracking Error	7.21	-	5.72
Information Ratio	0.11	-	-0.07
Up Capture Ratio	84.83	-	92.73
Down Capture Ratio	61.75	-	87.42

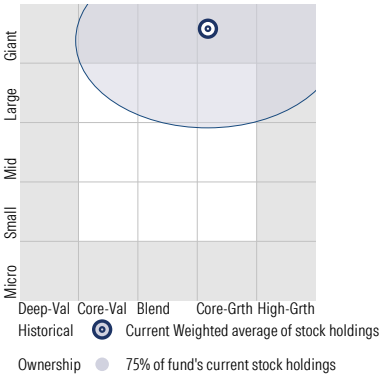
Portfolio Metrics

	Fund	Bmark	Cat
Price/Earnings Ratio	16.62	14.23	13.69
Price/Book Ratio	3.14	2.02	2.08
Geom Avg Mkt Cap \$B	95.48	65.29	69.39
ROE	26.38	19.48	21.18

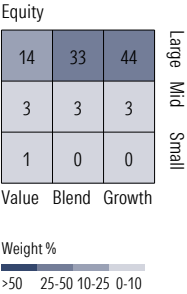
American Funds New World R6 RNWGX

Morningstar Category Diversified Emerging Mkts  
Morningstar Index MSCI EM NR USD

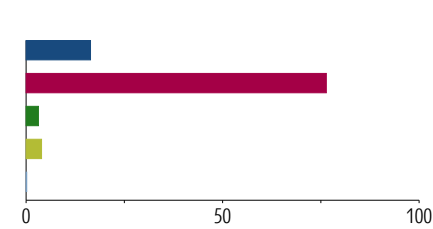
Style Analysis as of 09-30-2025  
Morningstar Style Box™



Style Breakdown

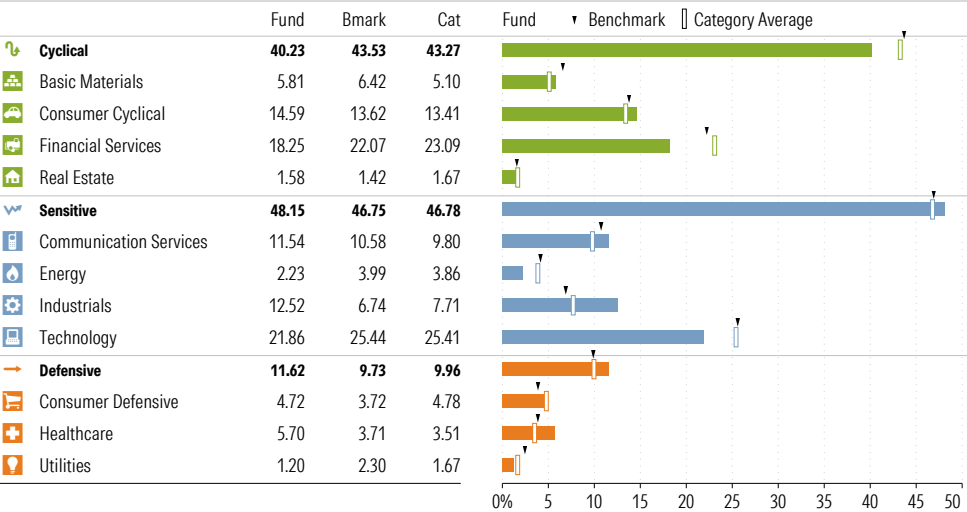


Asset Allocation as of 09-30-2025

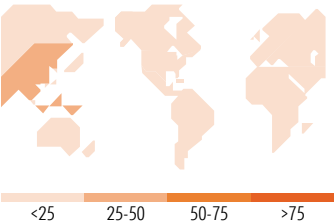


Asset Class	Net %	Cat%
US Stocks	16.39	2.47
Non-US Stocks	76.39	95.68
Bonds	3.13	0.03
Cash	3.93	1.64
Other	0.16	0.18
Total	100.00	100.00

Sector Weighting as of 09-30-2025



World Regions % Equity 09-30-2025



Region	Fund %	Cat %	Region	Fund %	Cat %	Region	Fund %	Cat %	Region	Fund %
Greater Asia	48.07	74.80	Americas	30.42	13.77	Greater Europe	21.52	11.42	Market Maturity	Fund %
Japan	2.74	0.04	North America	19.84	2.27	United Kingdom	3.42	0.50	Developed Markets	57.17
Australasia	0.00	0.03	Central/Latin	10.58	11.50	W euro-ex UK	12.78	1.86	Emerging Markets	42.83
Asia-4 Tigers	16.72	29.81				Emrgng Europe	0.59	2.32	Not Available	0.00
Asia-ex 4 Tigers	28.61	44.92				Africa	4.73	6.74		
Not Classified	0.00	0.00								

Top 10 Holdings as of 09-30-2025

Name	% Net Asset	Cumulative %	YTD Return %	Morningstar Sector
⊖ Taiwan Semiconductor Manufacturing Co Ltd	7.20	7.20	-	Technology
⊕ Capital Group Central Cash Fund	3.75	10.95	-	-
⊕ Tencent Holdings Ltd	2.92	13.87	-	Communication Svc
⊖ Microsoft Corp	2.07	15.94	23.47	Technology
⊖ MercadoLibre Inc	1.97	17.92	37.43	Consumer Cyclical
⊖ SK Hynix Inc	1.64	19.56	-	Technology
⊖ Broadcom Inc	1.61	21.16	43.06	Technology
⊖ Airbus SE	1.46	22.63	-	Industrials
⊕ NVIDIA Corp	1.44	24.07	38.96	Technology
⊖ Meta Platforms Inc Class A	1.29	25.36	25.69	Communication Svc

Total Holdings 593

⊕ Increase ⊖ Decrease ✨ New to Portfolio

BlackRock Global Allocation Instl

MALOX

Morningstar Category  
Global Moderate Allocation

Morningstar Index  
Morningstar Mod Tgt Risk TR USD

Portfolio Manager(s)

Russ Koesterich since 01-2017  
Rick Rieder since 04-2019

Quantitative Screens

- ✓ Performance: The fund has finished in the Global Moderate Allocation category's top three quartiles in 8 of the 10 years it's been in existence.
- ✓ Management: The fund's management has been in place for 8.75 years.
- ✗ Style: The fund has landed in its primary style box — Large Blend — 65.38 % of the time over the past three years.
- ✓ Net Expense: The fund's expense ratio of 0.87 is 14.71% lower than the Global Moderate Allocation category average.

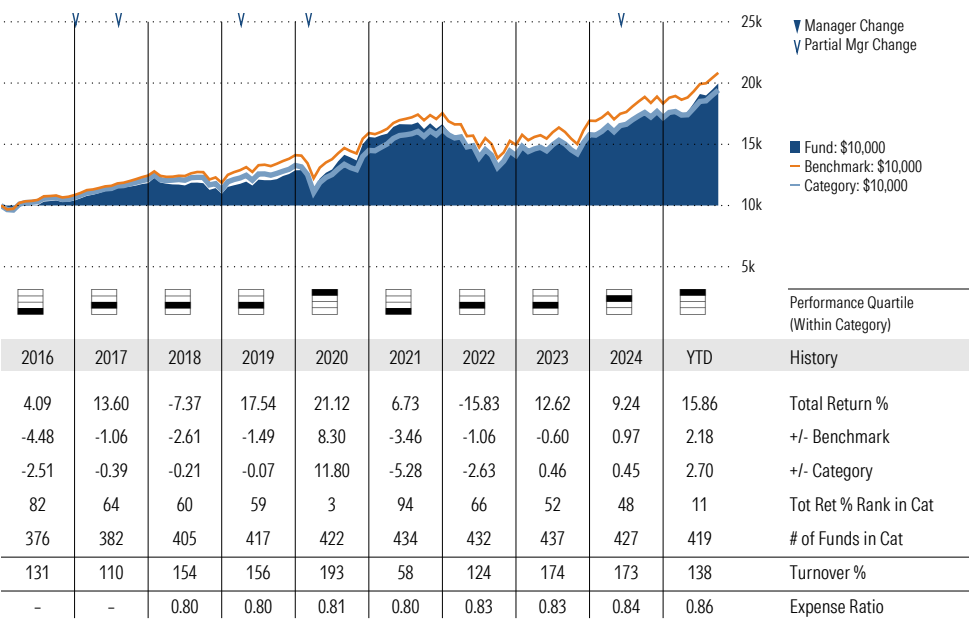
Morningstar Investment Management LLC Analysis

This allocation fund fails the style consistency screen because the equity portion of the fund can move within the Stylebox at times. This is not surprising, given that part of the equity bucket is dedicated to a thematic sleeve, that can lead to different parts of the stock market depending on which themes are in play. But, as a broad, global allocation fund, we are not concerned with this screen failure.

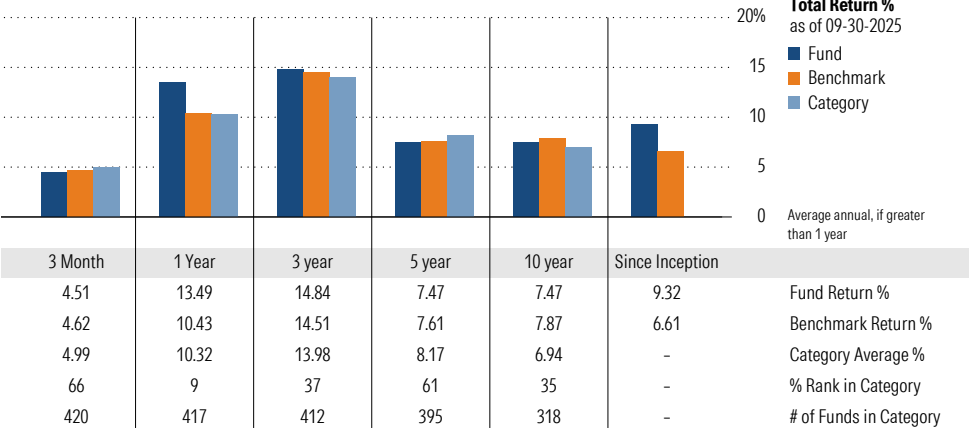
ESG Metrics

Metric	Rating	Updated
Sustainability Rating	2	08-31-2025
Carbon Risk Score	Low Risk	09-30-2022

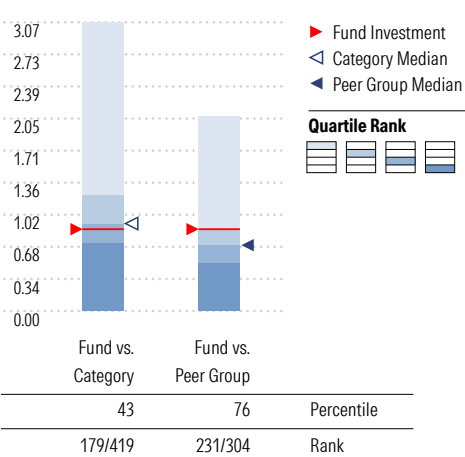
Growth of \$10,000



Trailing Performance



Net Expense



Peer group is a subset of the category and includes funds with the same management style (active vs. passive) and similar share class characteristics.

3-Year Risk Metrics

	Fund	Bmark	Cat
Alpha	0.49	-	0.11
Beta	0.99	-	0.95
R-Squared	93.53	-	90.64
Standard Deviation	9.93	9.73	9.72
Sharpe Ratio	0.95	0.94	0.89
Tracking Error	2.53	-	2.85
Information Ratio	0.13	-	-0.22
Up Capture Ratio	102.45	-	96.05
Down Capture Ratio	102.86	-	96.72

Portfolio Metrics

	Fund	Bmark	Cat
Price/Earnings Ratio	23.83	20.75	21.91
Price/Book Ratio	3.44	2.63	2.94
Avg Eff Duration	8.23	-	4.94

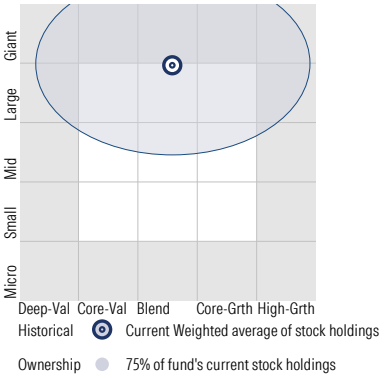
BlackRock Global Allocation Instl MALOX

Morningstar Category  
Global Moderate Allocation

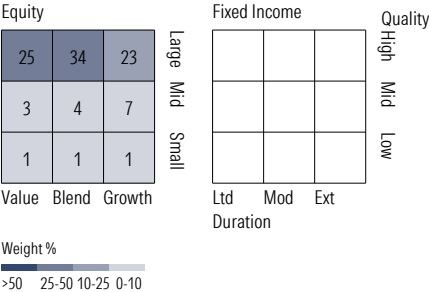
Morningstar Index  
Morningstar Mod Tgt Risk TR USD

Style Analysis as of 09-30-2025

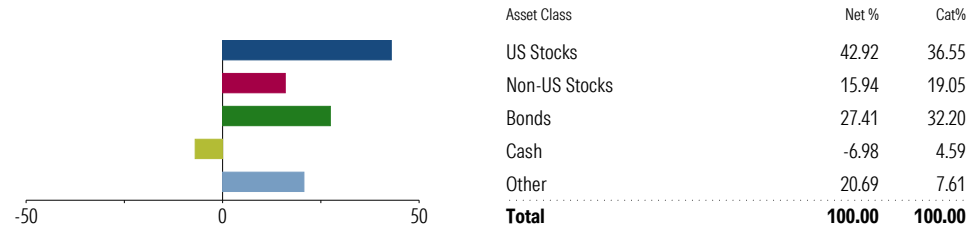
Morningstar Style Box™



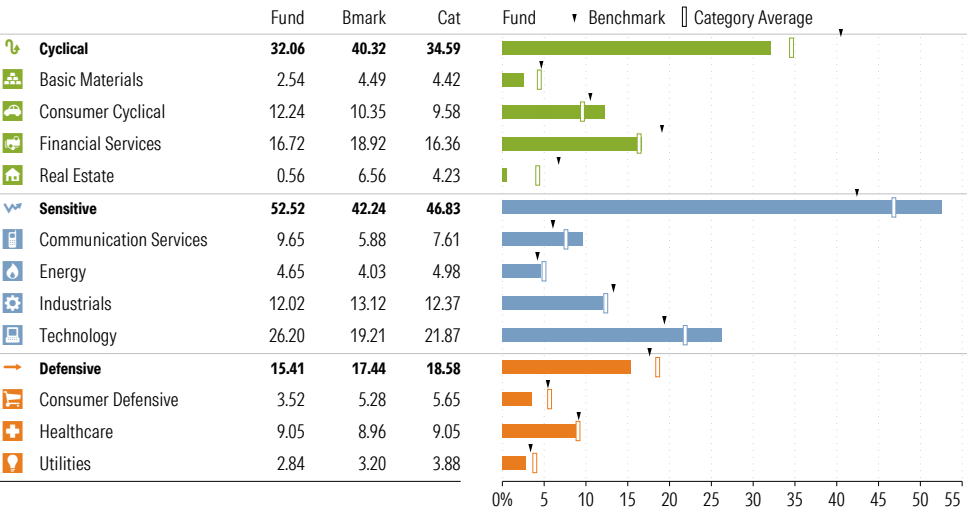
Style Breakdown



Asset Allocation as of 09-30-2025



Sector Weighting as of 09-30-2025



Top 10 Holdings as of 09-30-2025

Name	Maturity Date	% Net Asset	Cumulative %	YTD Return %	Morningstar Sector
✱ Cash Offset	-	11.32	11.32	-	-
⊖ JPY/USD Purchased	09-2025	6.56	17.88	-	-
⊕ JPY/USD Purchased	09-2025	6.28	24.16	-	-
1Y Rtr 3.600000 01-May-2026 1	05-2026	4.88	29.03	-	-
⊖ E-mini Nasdaq 100 Future Sept 25	09-2025	3.55	32.58	-	-
1Y Rtr 3.500000 22-Apr-2026 1	04-2026	3.46	36.04	-	-
⊕ USD CASH(Committed)	08-2025	3.10	39.15	-	-
⊕ NVIDIA Corp	-	2.91	42.05	38.96	Technology
⊕ Microsoft Corp	-	2.87	44.92	23.47	Technology
⊖ E-mini S&P 500 Future Sept 25	09-2025	2.71	47.63	-	-

Total Holdings 3298

⊕ Increase ⊖ Decrease ✱ New to Portfolio

BlackRock Inflation Protected Bond Instl BPRIX

Morningstar Category  
Inflation-Protected Bond

Morningstar Index  
Bloomberg US Treasury US TIPS TR USD

Portfolio Manager(s)

Harrison Segall since 02-2024  
Johan Sjogren since 02-2024  
Russell Brownback since 09-2025

Quantitative Screens

✔ Performance: The fund has finished in the Inflation-Protected Bond category's top three quartiles in 10 of the 10 years it's been in existence.

✗ Management: The fund's management team has been in place for less than three years.

Style Consistency is not calculated for Fixed Income funds.

✗ Net Expense: The fund's expense ratio of 1.09 is 60.29% higher than the Inflation-Protected Bond category average.

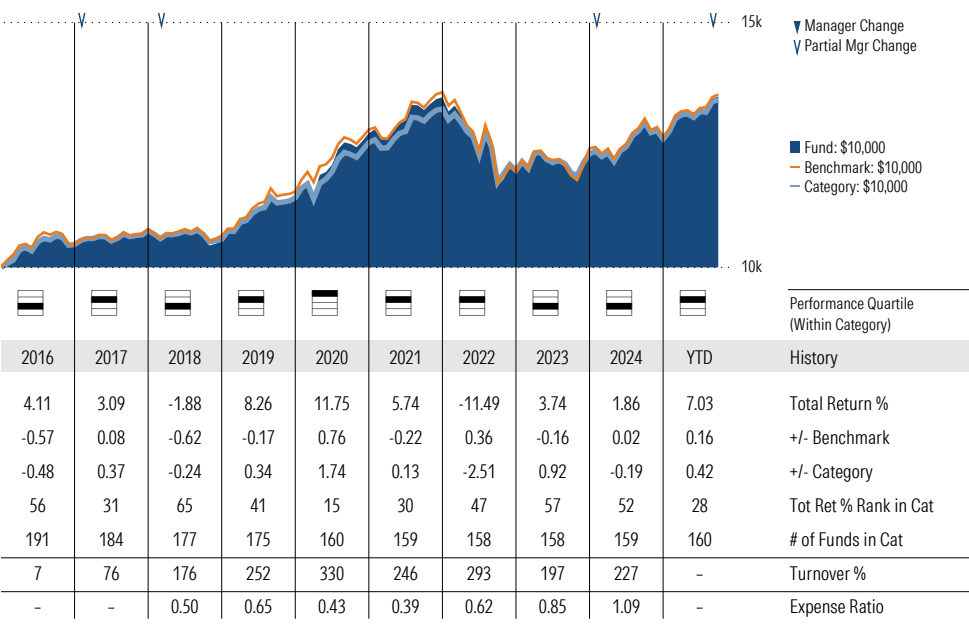
Morningstar Investment Management LLC Analysis

We are placing BlackRock Inflation Protected Bond on watch following the abrupt departure of its lead and longest-tenured manager, David Rogal. While the fund is on watch, we'll assess the ability of the current team--comanagers Harrison Segall, Johan Sjorgren, who joined the fund in February 2024, and newly appointed comanager Russell Brownback--to deliver competitive risk-adjusted results comparable to those the fund achieved during Rogal's tenure.

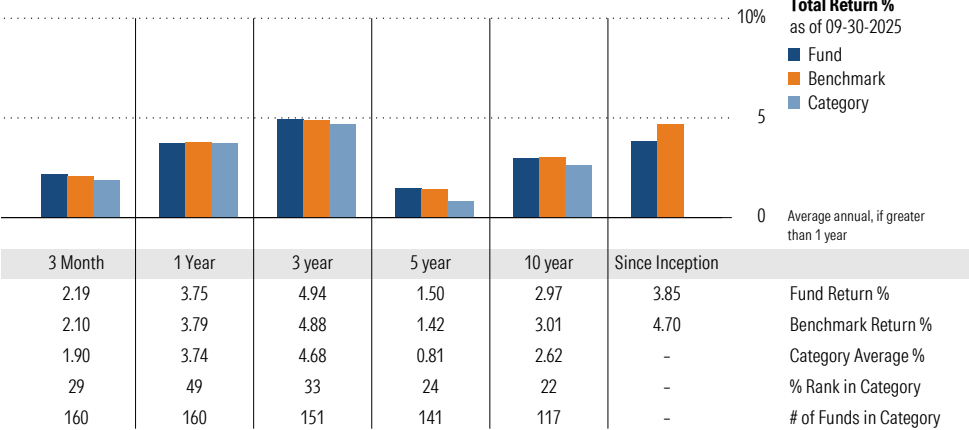
ESG Metrics

Metric	Rating	Updated
Sustainability Rating	3	08-31-2025

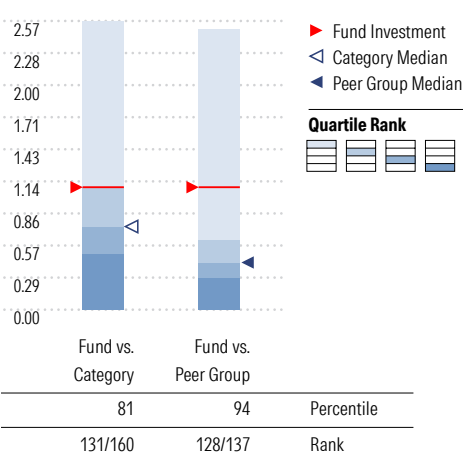
Growth of \$10,000



Trailing Performance



Net Expense



Peer group is a subset of the category and includes funds with the same management style (active vs. passive) and similar share class characteristics.

3-Year Risk Metrics

	Fund	Bmark	Cat
Alpha	0.03	-	-0.08
Beta	1.01	-	0.99
R-Squared	98.65	-	94.42
Standard Deviation	4.80	4.73	5.36
Sharpe Ratio	0.01	-0.01	-0.04
Tracking Error	0.56	-	1.49
Information Ratio	0.11	-	-0.41
Up Capture Ratio	100.68	-	98.94
Down Capture Ratio	100.14	-	101.54

Portfolio Metrics

	Fund	Bmark	Cat
Avg Eff Duration	6.73	4.52	6.89
Avg Eff Maturity	-	-	7.77

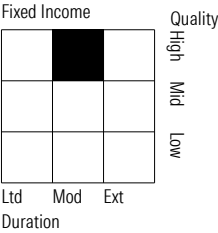
BlackRock Inflation Protected Bond Instl BPRIX

Morningstar Category  
Inflation-Protected Bond

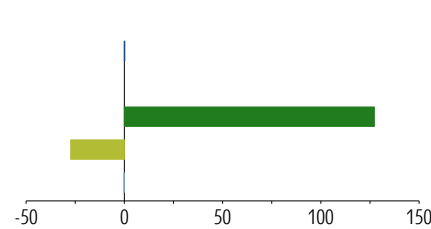
Morningstar Index  
Bloomberg US Treasury US TIPS TR USD

Style Analysis as of 09-30-2025

Style Breakdown



Asset Allocation as of 09-30-2025



Asset Class	Net %	Cat%
US Stocks	0.22	0.25
Non-US Stocks	0.00	0.00
Bonds	127.21	101.52
Cash	-27.28	-2.14
Other	-0.15	0.37
Total	100.00	100.00

Credit Rating Breakdown

	Fund	Bmark	Cat
AAA	2.99	0.00	10.05
AA	113.77	99.60	86.92
A	0.81	0.00	0.78
BBB	1.57	0.00	1.20
BB	0.80	0.00	0.27
B	0.09	0.00	0.04
Below B	0.00	0.00	0.06
Not Rated	-20.03	0.40	0.68

Sector Weighting as of 09-30-2025

	Fund	Bmark	Cat	Fund	Benchmark	Category Average
<b>Government</b>	<b>75.96</b>	-	<b>88.87</b>			
Treasury	2.42	-	0.84			
Inflation - Protected	72.91	-	80.27			
Agency/Quasi Agency	0.00	-	0.06			
Other Government Related	0.63	-	7.70			
<b>Corporate</b>	<b>0.75</b>	-	<b>0.91</b>			
Corporate Bond	0.75	-	0.88			
Bank Loan	0.00	-	0.00			
Convertible	0.00	-	0.00			
Preferred	0.00	-	0.03			
<b>Securitized</b>	<b>13.42</b>	-	<b>5.09</b>			
Agency MBS Pass-Through	8.35	-	2.84			
Agency MBS ARM	0.00	-	0.00			
Agency MBS CMO	1.25	-	0.56			
Non-Agency Residential MBS	0.44	-	0.09			
Commercial MBS	0.88	-	0.11			
Asset-Backed	2.50	-	1.47			
Covered Bond	0.00	-	0.02			
<b>Municipal</b>	<b>0.00</b>	-	<b>0.00</b>			
<b>Cash &amp; Equivalents</b>	<b>0.99</b>	-	<b>5.11</b>			
<b>Other</b>	<b>8.90</b>	-	<b>0.01</b>			

Top 10 Holdings as of 09-30-2025

Name	Maturity Date	% Net Asset	Cumulative %	Fixed Income Sector
⊖ USD CASH(Alpha Committed)	09-2025	11.54	11.54	-
⊕ Federal National Mortgage Association	09-2025	6.03	17.57	-
⊕ United States Treasury Notes	01-2035	4.60	22.17	-
⊕ United States Treasury Notes	04-2030	4.59	26.76	-
⊖ RRP TREASURY (CPI) NOTE 1.625 15-A BNPNR	09-2025	4.58	31.34	-
⊕ Federal National Mortgage Association	09-2025	4.44	35.78	-
⊖ RRP TREASURY (CPI) NOTE 2.125 15-J BNPNR	09-2025	4.05	39.83	-
⊕ United States Treasury Notes	07-2034	3.94	43.76	-
⊖ United States Treasury Notes	01-2034	3.75	47.51	-
⊖ United States Treasury Notes	10-2029	3.52	51.04	-

Total Holdings 442

⊕ Increase ⊖ Decrease ✨ New to Portfolio



Federated Hermes Govt Ultrashort IS FGUSX

Morningstar Category  
Ultrashort Bond

Morningstar Index  
Bloomberg US Agg Bond TR USD

Portfolio Manager(s)

Susan Hill since 07-1997  
Liam O'Connell since 11-2010

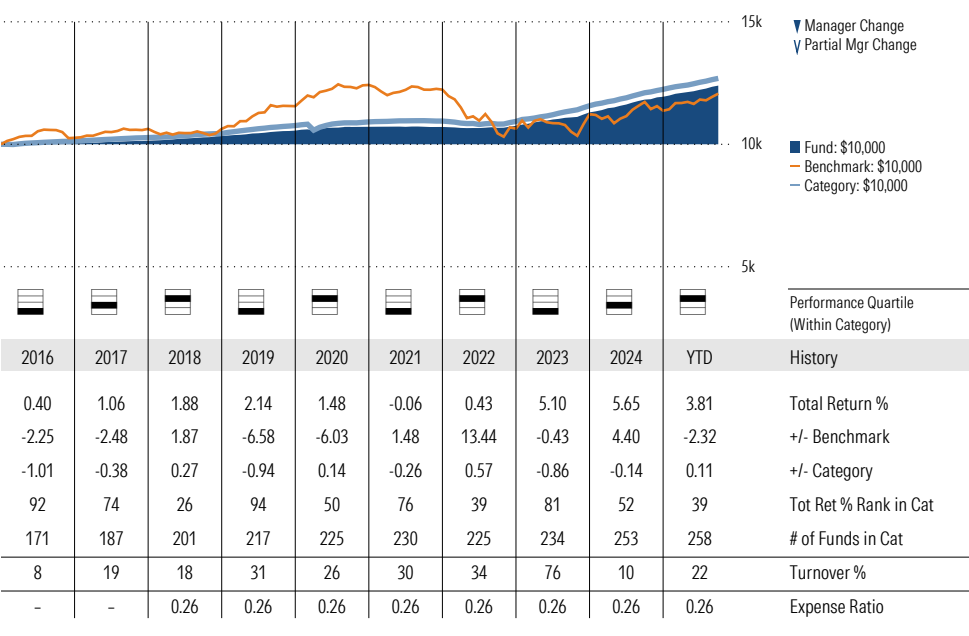
Quantitative Screens

- ✗ Performance: The fund has finished in the Ultrashort Bond category's top three quartiles in 6 of the 10 years it's been in existence.
- ✔ Management: The fund's management has been in place for 28.24 years.
- Style Consistency is not calculated for Fixed Income funds.
- ✔ Net Expense: The fund's expense ratio of 0.26 is 33.33% lower than the Ultrashort Bond category average.

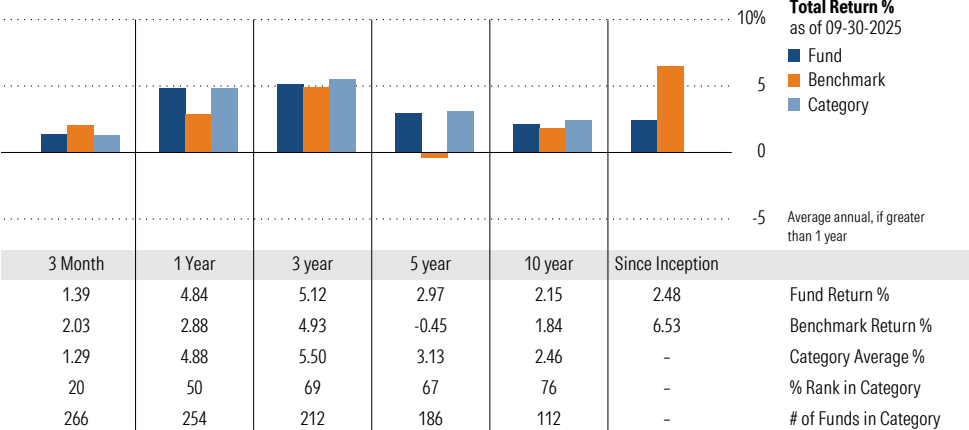
Morningstar Investment Management LLC Analysis

This fund fails our performance consistency screen. Its relative performance versus typical peers in the ultrashort bond category has struggled, partly due to its strict adherence to investing in government securities, which have lagged credit instruments. We believe those results are consistent with the strategy and do not merit putting the fund on watch at this time.

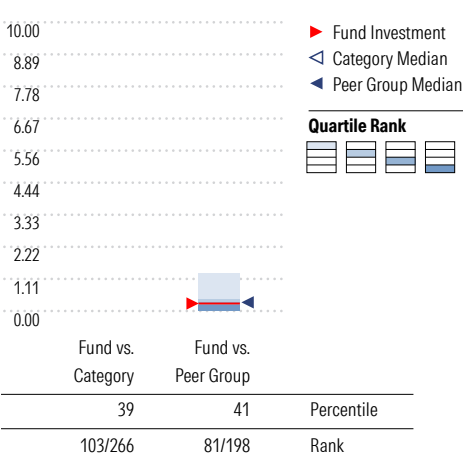
Growth of \$10,000



Trailing Performance



Net Expense



Peer group is a subset of the category and includes funds with the same management style (active vs. passive) and similar share class characteristics.

3-Year Risk Metrics

	Fund	Bmark	Cat
Alpha	4.62	-	5.06
Beta	0.08	-	0.06
R-Squared	60.84	-	33.96
Standard Deviation	0.64	6.44	0.70
Sharpe Ratio	0.15	0.02	0.51
Tracking Error	5.96	-	6.10
Information Ratio	0.03	-	0.09
Up Capture Ratio	30.22	-	29.25
Down Capture Ratio	-22.42	-	-29.31

Portfolio Metrics

	Fund	Bmark	Cat
Avg Eff Duration	0.81	4.43	0.95
Avg Eff Maturity	3.90	-	1.66

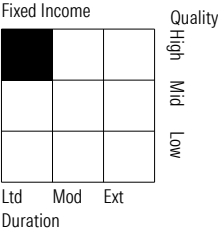
Federated Hermes Govt Ultrashort IS FGUSX

Morningstar Category  
Ultrashort Bond

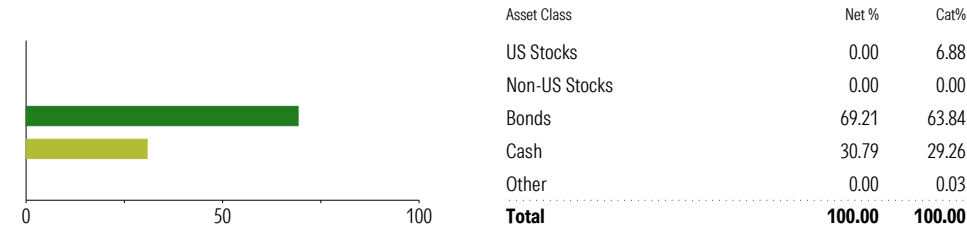
Morningstar Index  
Bloomberg US Agg Bond TR USD

Style Analysis as of 09-30-2025

Style Breakdown

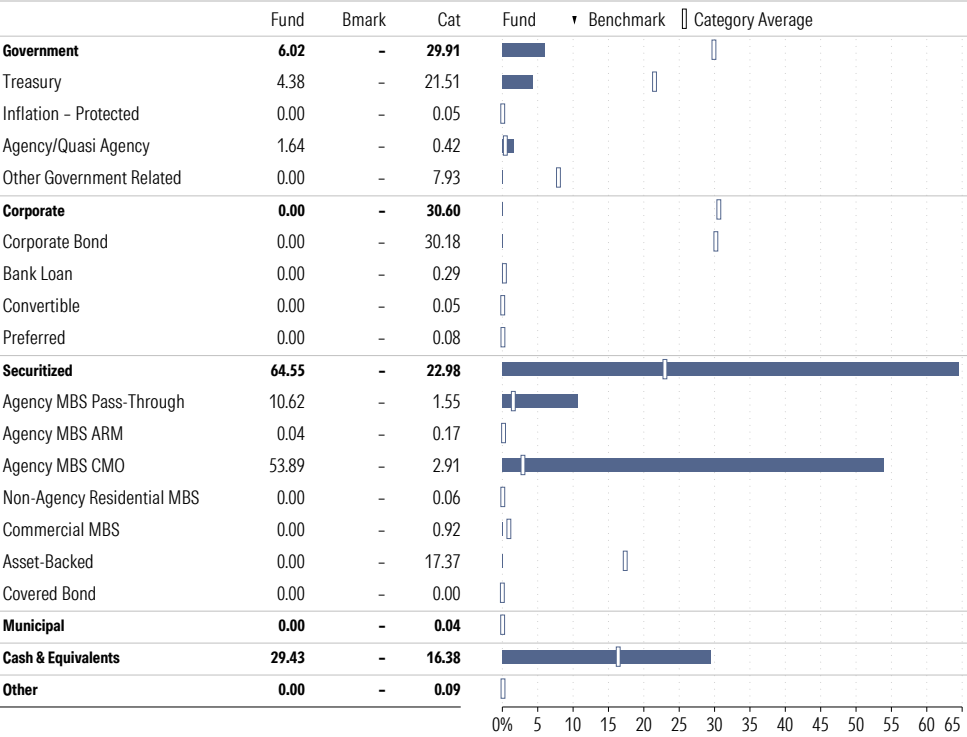


Asset Allocation as of 09-30-2025



Credit Rating Breakdown	Fund	Bmark	Cat
AAA	100.00	3.53	28.60
AA	0.00	74.59	23.21
A	0.00	10.82	18.99
BBB	0.00	8.32	22.91
BB	0.00	0.28	2.84
B	0.00	0.00	1.01
Below B	0.00	0.00	0.22
Not Rated	0.00	2.46	2.21

Sector Weighting as of 09-30-2025



Top 10 Holdings as of 09-30-2025

Name	Maturity Date	% Net Asset	Cumulative %	Fixed Income Sector
⊕ Hsbc Repo 4 Repo	07-2025	11.29	11.29	-
⊕ Bank Of Montreal 6 Repo	07-2025	11.29	22.58	-
⊕ Repo Bank America Repo	07-2025	6.40	28.98	-
⊖ Government National Mortgage Association 5.13185%	10-2054	2.48	31.46	-
FEDERAL HOME LN MTG CORP MULTICLASS MTG PARTN CTFS GTD 4.97155%	04-2033	2.44	33.90	-
⊖ Government National Mortgage Association 5.15185%	03-2054	2.33	36.24	-
FEDERAL HOME LN MTG CORP MULTICLASS MTG PARTN CTFS GTD 4.87155%	01-2035	2.17	38.41	-
⊖ Government National Mortgage Association 5.35185%	08-2053	2.04	40.45	-
FEDERAL HOME LN MTG CORP MULTICLASS MTG PARTN CTFS GTD 4.82155%	12-2032	1.96	42.41	-
⊖ FEDERAL HOME LN MTG CORP MULTICLASS MTG PARTN CTFS GTD 4.87155%	12-2032	1.95	44.37	-

Total Holdings 233

⊕ Increase ⊖ Decrease ✨ New to Portfolio

PIMCO Income I2 PONPX

Portfolio Manager(s)

Daniel Ivascyn since 03-2007  
Alfred Murata since 03-2013  
Joshua Anderson since 07-2018

Quantitative Screens

✔ Performance: The fund has finished in the Multisector Bond category's top three quartiles in 9 of the 10 years it's been in existence.

✔ Management: The fund's management has been in place for 18.52 years.

Style Consistency is not calculated for Fixed Income funds.

✔ Net Expense: The fund's expense ratio of 0.64 is 34.02% lower than the Multisector Bond category average.

Morningstar Investment Management LLC Analysis

This fund passes all of Morningstar Investment Management's quantitative screens. Morningstar Investment Management has also assessed the fund from a qualitative perspective and, as a fiduciary, is comfortable recommending the fund's use in retirement plans.

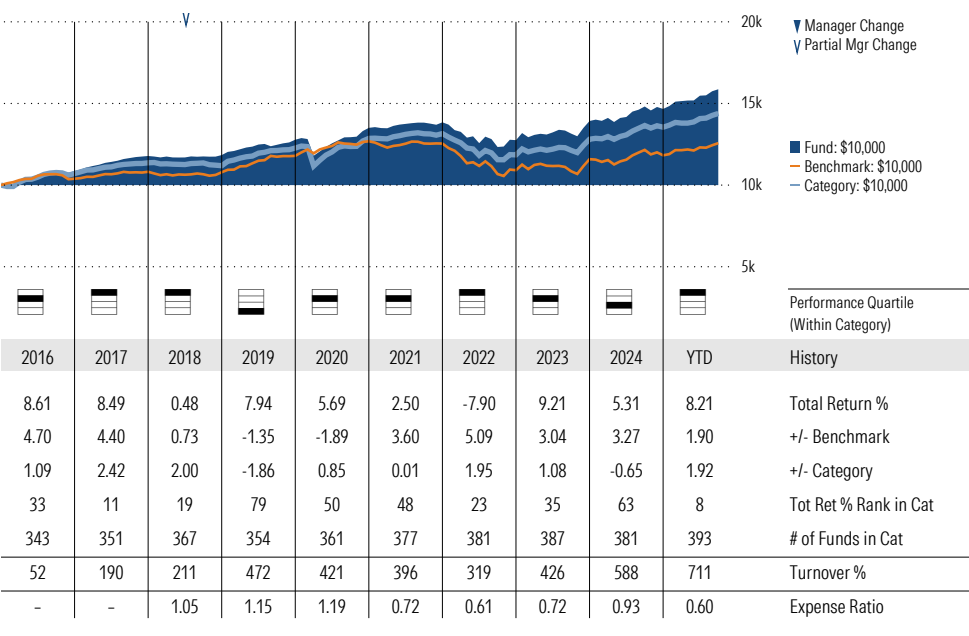
ESG Metrics

Metric	Rating	Updated
Sustainability Rating	4	08-31-2025

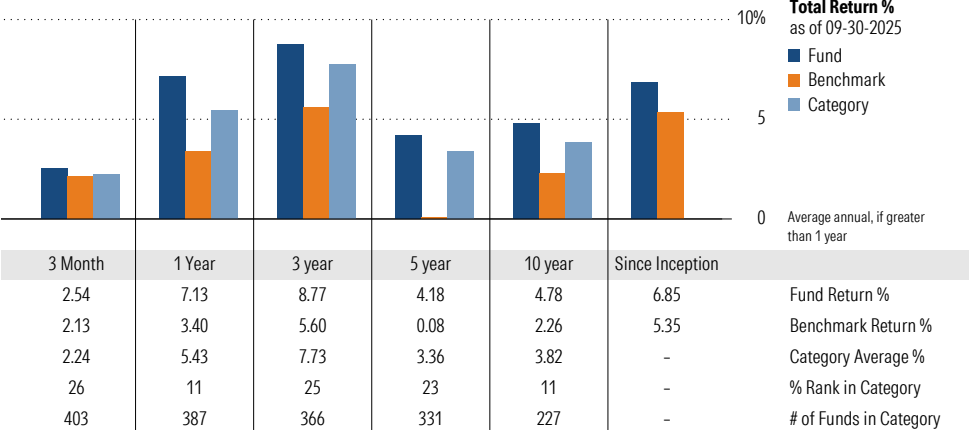
Morningstar Category  
Multisector Bond

Morningstar Index  
Bloomberg US Universal TR USD

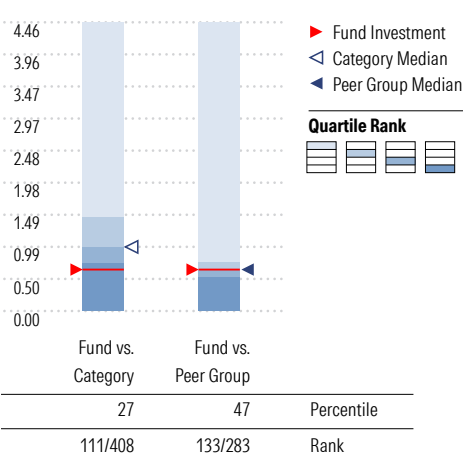
Growth of \$10,000



Trailing Performance



Net Expense



Peer group is a subset of the category and includes funds with the same management style (active vs. passive) and similar share class characteristics.

3-Year Risk Metrics

	Fund	Bmark	Cat
Alpha	4.12	-	3.64
Beta	0.79	-	0.72
R-Squared	91.91	-	79.82
Standard Deviation	5.08	6.20	4.94
Sharpe Ratio	0.72	0.12	0.62
Tracking Error	1.96	-	2.83
Information Ratio	1.61	-	0.93
Up Capture Ratio	96.83	-	87.89
Down Capture Ratio	44.79	-	41.87

Portfolio Metrics

	Fund	Bmark	Cat
Avg Eff Duration	5.10	4.55	3.72
Avg Eff Maturity	7.28	7.69	6.18

PIMCO Income I2 PONPX

Morningstar Category  
Multisector Bond

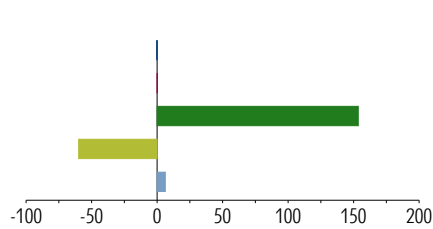
Morningstar Index  
Bloomberg US Universal TR USD

Style Analysis as of 09-30-2025

Style Breakdown

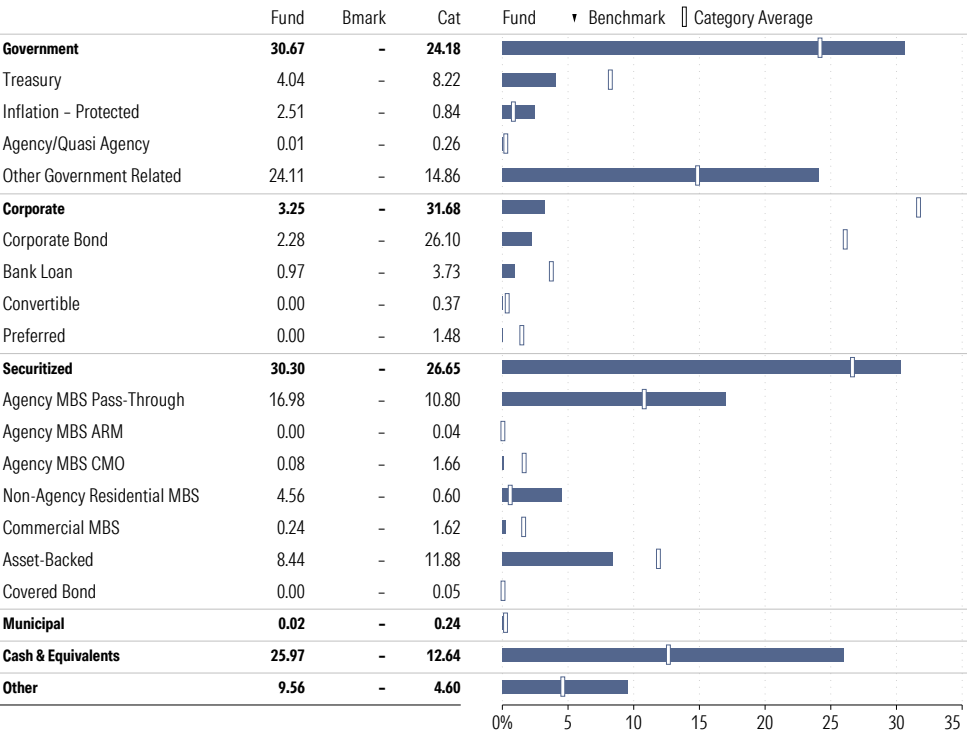


Asset Allocation as of 09-30-2025



Credit Rating Breakdown	Fund	Bmark	Cat
AAA	12.85	67.64	9.38
AA	64.03	3.23	13.34
A	2.67	10.03	10.37
BBB	9.24	10.89	23.70
BB	4.56	3.19	17.81
B	2.47	3.64	11.00
Below B	4.18	1.38	5.37
Not Rated	0.00	0.00	9.03

Sector Weighting as of 09-30-2025



Top 10 Holdings as of 09-30-2025

Name	Maturity Date	% Net Asset	Cumulative %	Fixed Income Sector
✱ Offset: Unsettled Trades	-	59.79	59.79	-
✱ Cash Offset	-	40.20	100.00	-
⊕ 5 Year Treasury Note Future Sept 25	10-2025	17.25	117.25	-
⊕ Federal National Mortgage Association 6%	08-2055	14.27	131.52	-
⊕ 10 Year Treasury Note Future Sept 25	09-2025	14.24	145.76	-
⊕ Federal National Mortgage Association 6.5%	08-2055	13.76	159.51	-
⊕ Pimco Fds	09-2025	11.19	170.70	-
⊕ Low Sulphur Gas Oil Futures Sept25	09-2025	6.93	177.63	-
⊕ Federal National Mortgage Association 5.5%	08-2055	6.91	184.54	-
⊖ BRITISH POUND STERLING Purchased	08-2025	6.46	191.00	-

Total Holdings 10028

⊕ Increase ⊖ Decrease ✱ New to Portfolio

# Vanguard 500 Index Admiral VFIAX

Morningstar Category  
Large Blend

Morningstar Index  
S&P 500 TR USD

Portfolio Manager(s)

Michelle Louie since 11-2017  
Nick Birkett since 08-2023  
Aur lie Denis since 02-2025

Quantitative Screens

- Performance: The fund has finished in the Large Blend category's top three quartiles in 10 of the 10 years it's been in existence.
- Management: The fund's management has been in place for 7.84 years.
- Style: The fund has landed in its primary style box — Large Blend — 77.14 % of the time over the past three years.
- Net Expense: The fund's expense ratio of 0.04 is 94.2% lower than the Large Blend category average.

Morningstar Investment Management LLC Analysis

This fund passes all of Morningstar Investment Management's quantitative screens. Morningstar Investment Management has also assessed the fund from a qualitative perspective and, as a fiduciary, is comfortable recommending the fund's use in retirement plans.

ESG Metrics

Metric	Rating	Updated
Sustainability Rating	3	08-31-2025
Carbon Risk Score	Low Risk	12-31-2022
ESG Commitment	1-Low	02-15-2022

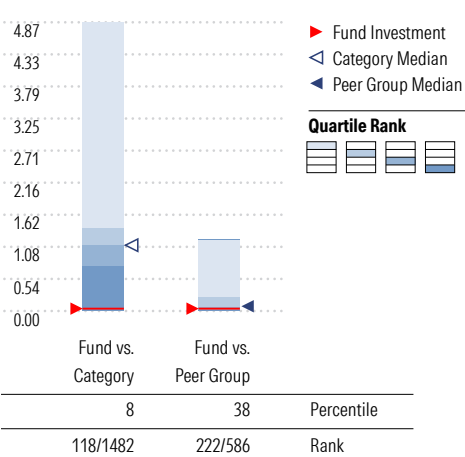
Growth of \$10,000



Trailing Performance



Net Expense



Peer group is a subset of the category and includes funds with the same management style (active vs. passive) and similar share class characteristics.

3-Year Risk Metrics

	Fund	Bmark	Cat
Alpha	-0.04	-	-1.59
Beta	1.00	-	0.99
R-Squared	100.00	-	93.13
Standard Deviation	13.37	13.37	13.72
Sharpe Ratio	1.37	1.38	1.21
Tracking Error	0.00	-	3.09
Information Ratio	-12.27	-	-1.71
Up Capture Ratio	99.91	-	95.42
Down Capture Ratio	100.11	-	103.55

Portfolio Metrics

	Fund	Bmark	Cat
Price/Earnings Ratio	28.17	28.13	27.25
Price/Book Ratio	5.13	5.10	5.28
Geom Avg Mkt Cap \$B	439.63	439.39	477.25
ROE	35.24	35.20	34.08

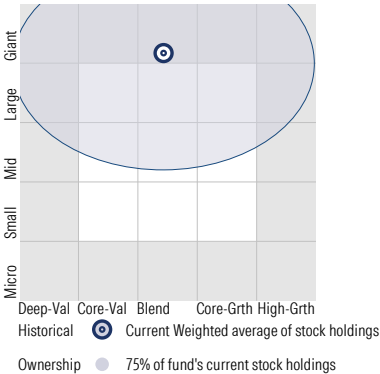
# Vanguard 500 Index Admiral VFIAX

Morningstar Category  
Large Blend

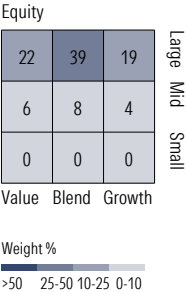
Morningstar Index  
S&P 500 TR USD

## Style Analysis as of 09-30-2025

Morningstar Style Box™



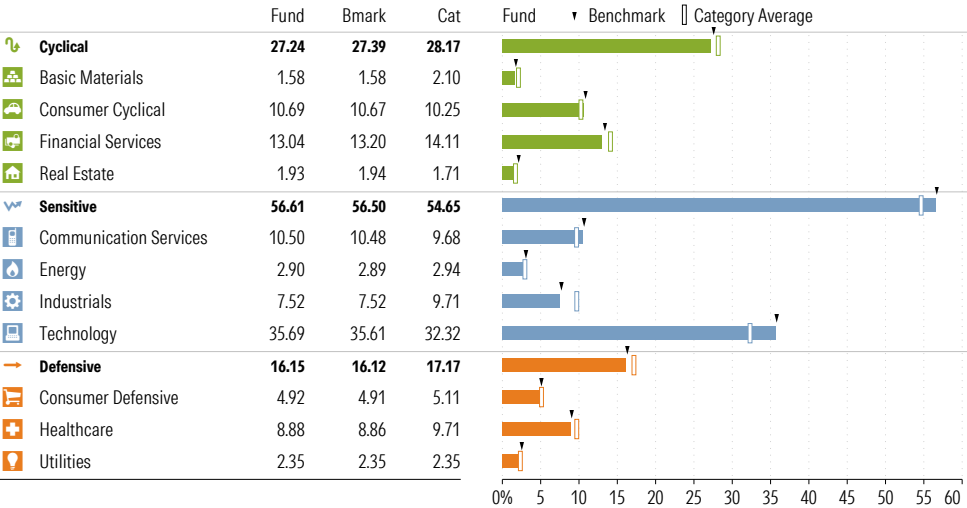
### Style Breakdown



## Asset Allocation as of 09-30-2025



## Sector Weighting as of 09-30-2025



## Top 15 Holdings as of 09-30-2025

Name	% Net Asset	Cumulative %	YTD Return %	Morningstar Sector
⊖ NVIDIA Corp	7.95	7.95	38.96	Technology
⊖ Microsoft Corp	6.72	14.68	23.47	Technology
⊖ Apple Inc	6.60	21.27	1.99	Technology
⊕ Amazon.com Inc	3.72	25.00	0.08	Consumer Cyclical
⊖ Meta Platforms Inc Class A	2.78	27.78	25.69	Communication Svc
⊖ Broadcom Inc	2.71	30.49	43.06	Technology
⊖ Alphabet Inc Class A	2.47	32.96	28.75	Communication Svc
⊖ Tesla Inc	2.18	35.14	10.12	Consumer Cyclical
⊖ Alphabet Inc Class C	1.99	37.12	28.21	Communication Svc
⊖ Berkshire Hathaway Inc Class B	1.61	38.73	10.91	Financial Services
⊖ JPMorgan Chase & Co	1.46	40.20	33.28	Financial Services
⊖ Eli Lilly and Co	1.06	41.25	-0.58	Healthcare
⊖ Visa Inc Class A	0.99	42.24	8.58	Financial Services
⊖ Netflix Inc	0.89	43.13	34.51	Communication Svc
⊖ Exxon Mobil Corp	0.84	43.97	7.58	Energy

Total Holdings 507

⊕ Increase ⊖ Decrease ✨ New to Portfolio

Vanguard Developed Markets Index Admiral VTMGX

Morningstar Category  
Foreign Large Blend

Morningstar Index  
MSCI ACWI Ex USA NR USD

Portfolio Manager(s)

Christine Franquin since 02-2013  
Michael Perre since 11-2017  
Nicole Brubaker since 02-2025

Quantitative Screens

- Performance: The fund has finished in the Foreign Large Blend category's top three quartiles in 10 of the 10 years it's been in existence.
- Management: The fund's management has been in place for 12.61 years.
- Style: The fund has landed in its primary style box — Large Blend — 100 % of the time over the past three years.
- Net Expense: The fund's expense ratio of 0.05 is 93.67% lower than the Foreign Large Blend category average.

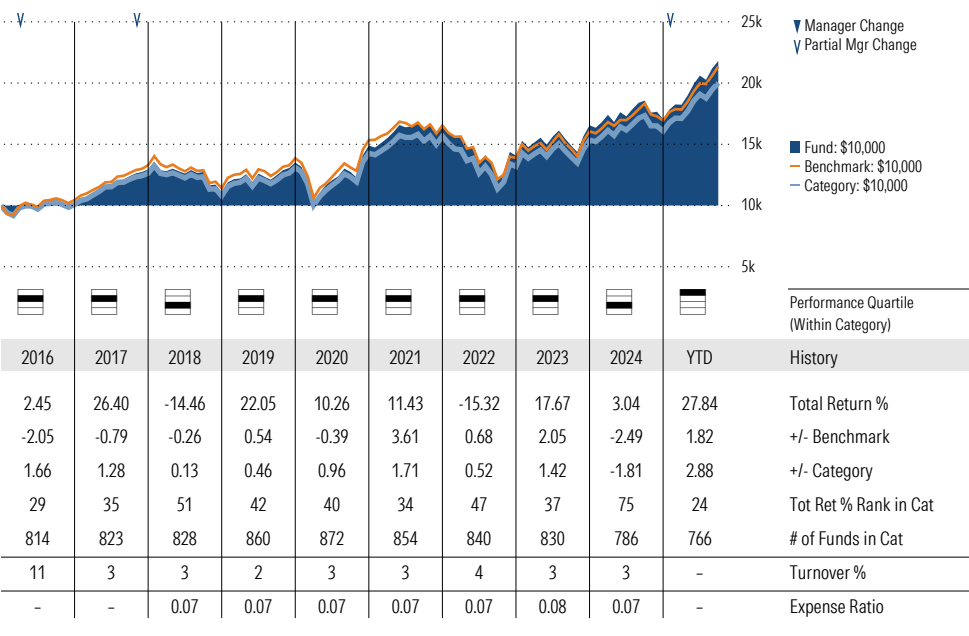
Morningstar Investment Management LLC Analysis

This fund passes all of Morningstar Investment Management's quantitative screens. Morningstar Investment Management has also assessed the fund from a qualitative perspective and, as a fiduciary, is comfortable recommending the fund's use in retirement plans.

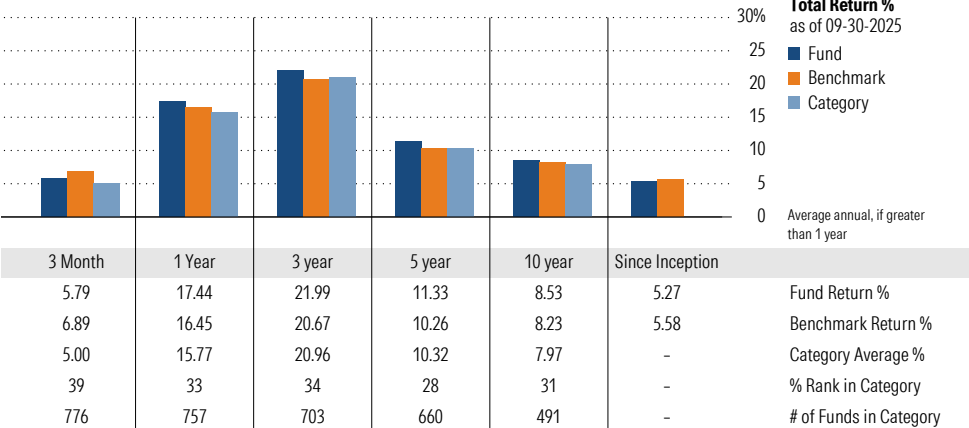
ESG Metrics

Metric	Rating	Updated
Sustainability Rating	2	08-31-2025
Carbon Risk Score	Low Risk	12-31-2022
ESG Commitment	1-Low	02-15-2022

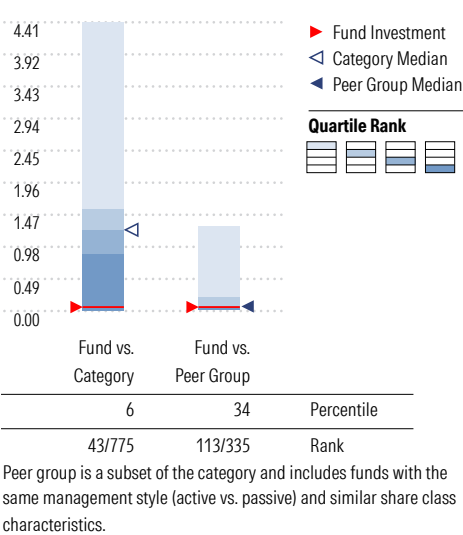
Growth of \$10,000



Trailing Performance



Net Expense



3-Year Risk Metrics

	Fund	Bmark	Cat
Alpha	-0.32	-	0.01
Beta	1.08	-	1.02
R-Squared	94.53	-	90.69
Standard Deviation	14.70	13.21	14.14
Sharpe Ratio	1.10	1.12	1.08
Tracking Error	3.61	-	4.25
Information Ratio	0.36	-	0.11
Up Capture Ratio	111.35	-	104.10
Down Capture Ratio	120.41	-	108.66

Portfolio Metrics

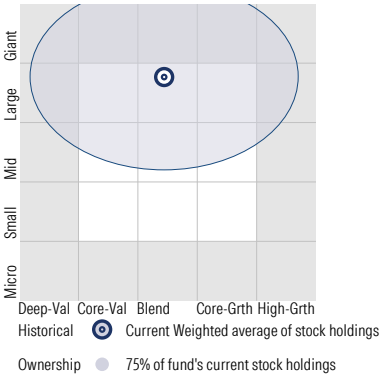
	Fund	Bmark	Cat
Price/Earnings Ratio	17.43	16.87	17.69
Price/Book Ratio	1.88	2.07	2.11
Geom Avg Mkt Cap \$B	39.11	62.76	67.92
ROE	16.48	18.05	18.02

# Vanguard Developed Markets Index Admiral VTMGX

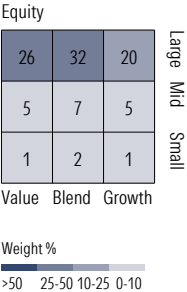
Morningstar Category  
Foreign Large Blend

Morningstar Index  
MSCI ACWI Ex USA NR USD

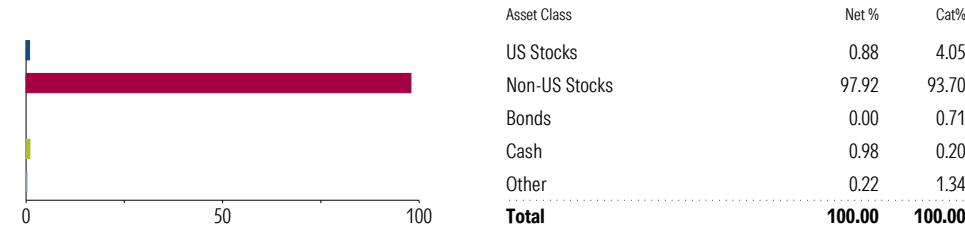
Style Analysis as of 09-30-2025  
Morningstar Style Box™



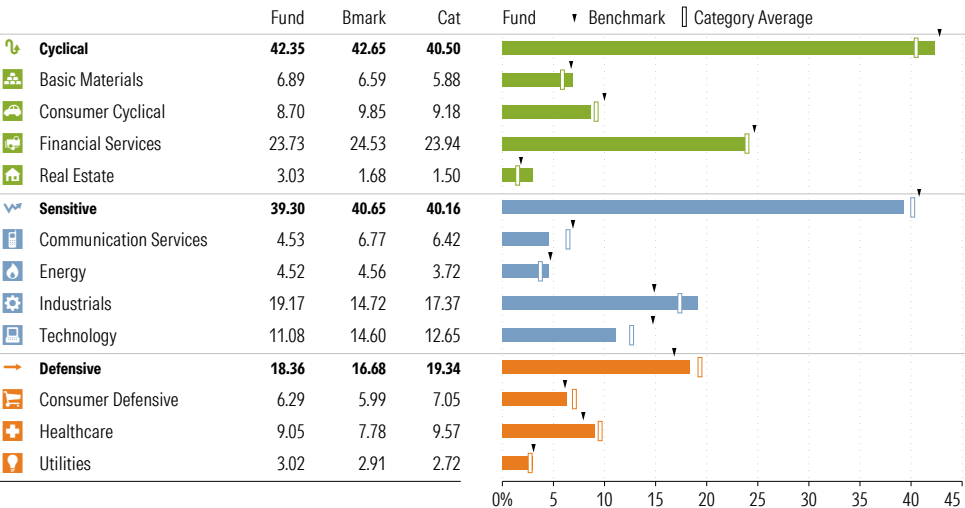
Style Breakdown




Asset Allocation as of 09-30-2025



Sector Weighting as of 09-30-2025



World Regions % Equity 09-30-2025



Top 10 Holdings as of 09-30-2025

Name	% Net Asset	Cumulative %	YTD Return %	Morningstar Sector
⊕ ASML Holding NV	1.41	1.41	-	Technology
⊕ Samsung Electronics Co Ltd	1.03	2.45	-	Technology
⊕ SAP SE	1.01	3.46	-	Technology
⊖ HSBC Holdings PLC	0.90	4.36	-	Financial Services
⊕ Novartis AG Registered Shares	0.88	5.25	-	Healthcare
⊕ Roche Holding AG	0.86	6.11	-	Healthcare
⊕ Nestle SA	0.86	6.96	-	Consumer Defensive
⊕ AstraZeneca PLC	0.85	7.81	-	Healthcare
⊕ Slbbh1142	0.84	8.65	-	-
⊖ Shell PLC	0.77	9.42	-	Energy

Total Holdings 3923

⊕ Increase ⊖ Decrease ✨ New to Portfolio



# Vanguard Growth Index Admiral VIGAX

Morningstar Category  
Large Growth

Morningstar Index  
Russell 1000 Growth TR USD

Portfolio Manager(s)

Gerard O'Reilly since 12-1994  
Aaron Choi since 02-2025  
Jena Stenger since 02-2025

Quantitative Screens

- Performance: The fund has finished in the Large Growth category's top three quartiles in 10 of the 10 years it's been in existence.
- Management: The fund's management has been in place for 30.77 years.
- Style: The fund has landed in its primary style box — Large Growth — 100 % of the time over the past three years.
- Net Expense: The fund's expense ratio of 0.05 is 94.51% lower than the Large Growth category average.

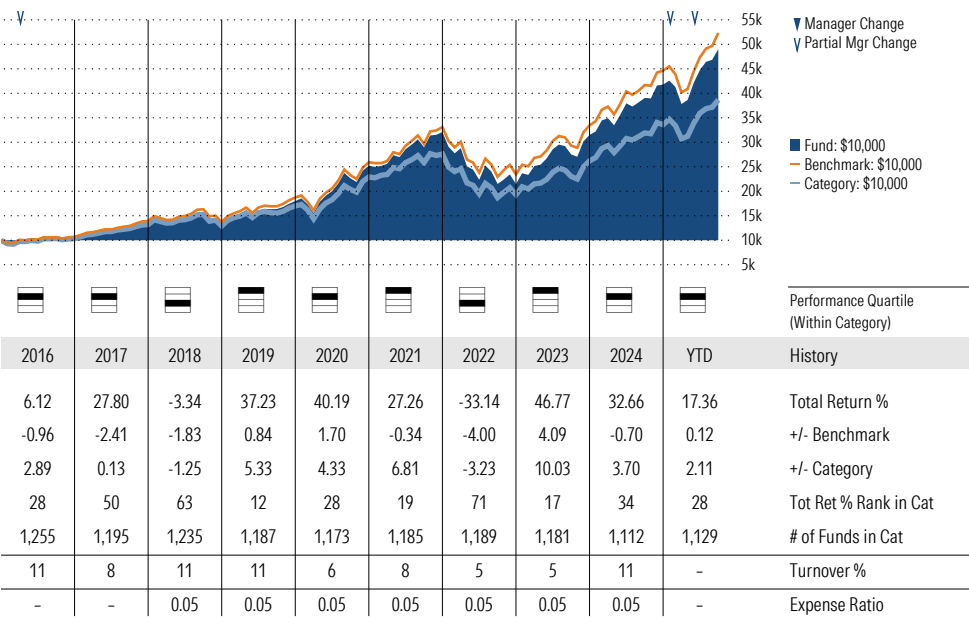
Morningstar Investment Management LLC Analysis

This fund passes all of Morningstar Investment Management's quantitative screens. Morningstar Investment Management has also assessed the fund from a qualitative perspective and, as a fiduciary, is comfortable recommending the fund's use in retirement plans.

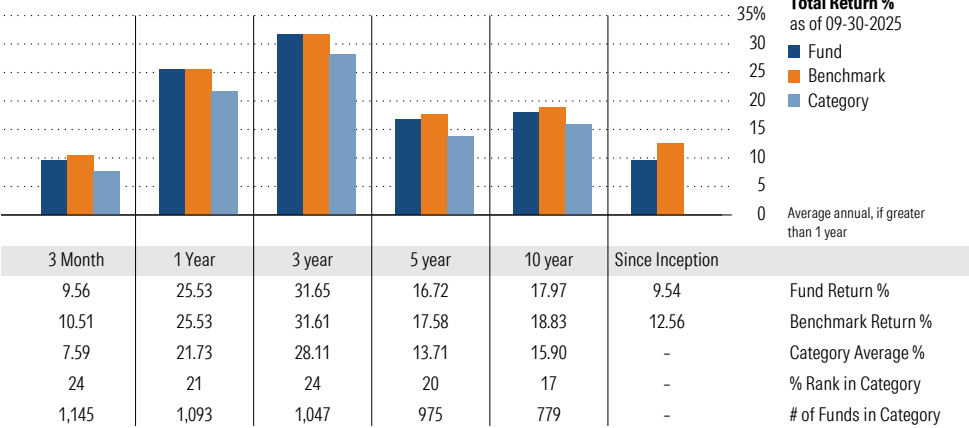
ESG Metrics

Metric	Rating	Updated
Sustainability Rating	3	08-31-2025
Carbon Risk Score	Low Risk	12-31-2022
ESG Commitment	1-Low	02-15-2022

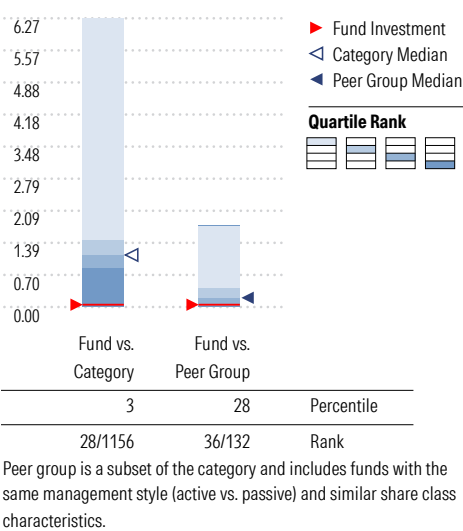
Growth of \$10,000



Trailing Performance



Net Expense



3-Year Risk Metrics

	Fund	Bmark	Cat
Alpha	-1.08	-	-2.66
Beta	1.04	-	1.00
R-Squared	98.70	-	89.18
Standard Deviation	16.70	15.91	16.99
Sharpe Ratio	1.45	1.51	1.27
Tracking Error	2.02	-	5.53
Information Ratio	0.02	-	-0.74
Up Capture Ratio	101.27	-	95.21
Down Capture Ratio	103.76	-	107.36

Portfolio Metrics

	Fund	Bmark	Cat
Price/Earnings Ratio	38.57	38.61	35.44
Price/Book Ratio	11.80	13.60	10.12
Geom Avg Mkt Cap \$B	832.91	897.90	697.70
ROE	42.35	45.99	39.98

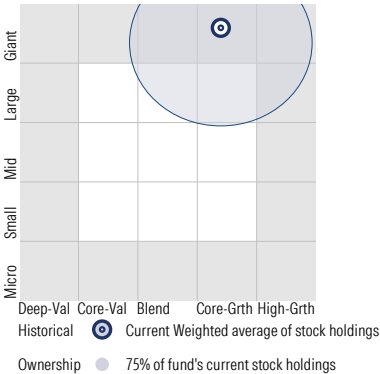
# Vanguard Growth Index Admiral VIGAX

Morningstar Category  
Large Growth

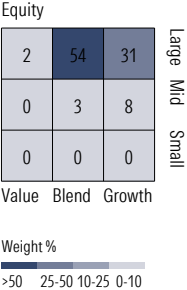
Morningstar Index  
Russell 1000 Growth TR USD

## Style Analysis as of 09-30-2025

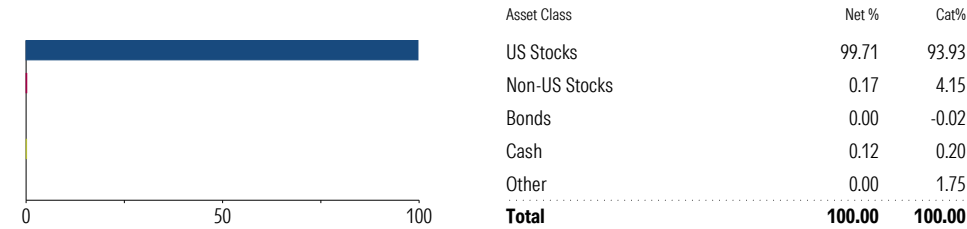
Morningstar Style Box™



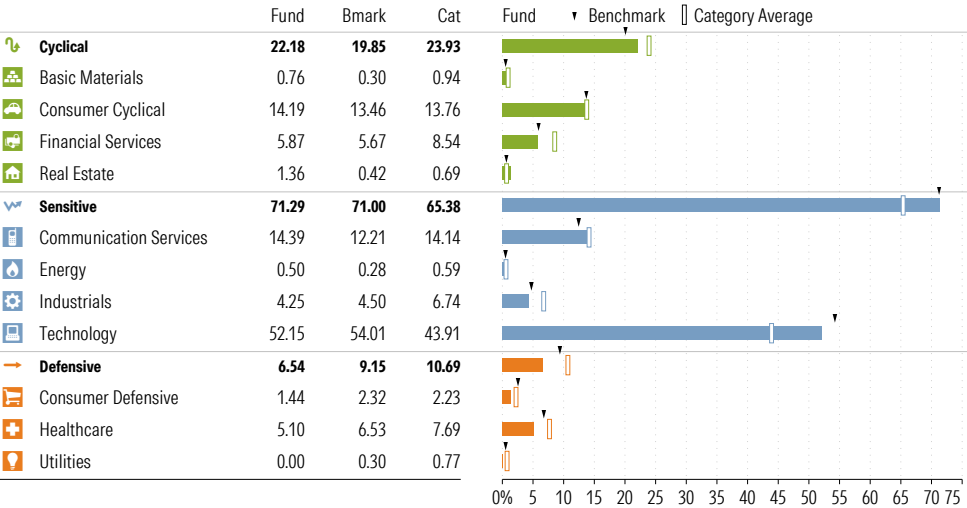
### Style Breakdown



## Asset Allocation as of 09-30-2025



## Sector Weighting as of 09-30-2025



## Top 15 Holdings as of 09-30-2025

Name	% Net Asset	Cumulative %	YTD Return %	Morningstar Sector
⊖ NVIDIA Corp	12.02	12.02	38.96	Technology
⊖ Microsoft Corp	10.70	22.72	23.47	Technology
⊖ Apple Inc	10.47	33.19	1.99	Technology
⊖ Amazon.com Inc	5.55	38.74	0.08	Consumer Cyclical
⊖ Broadcom Inc	4.26	43.00	43.06	Technology
⊕ Meta Platforms Inc Class A	4.22	47.22	25.69	Communication Svc
⊖ Alphabet Inc Class A	3.77	51.00	28.75	Communication Svc
⊕ Tesla Inc	3.71	54.70	10.12	Consumer Cyclical
⊖ Alphabet Inc Class C	3.00	57.70	28.21	Communication Svc
⊕ Eli Lilly and Co	1.99	59.69	-0.58	Healthcare
⊖ Visa Inc Class A	1.70	61.39	8.58	Financial Services
⊕ Netflix Inc	1.56	62.96	34.51	Communication Svc
⊕ Mastercard Inc Class A	1.41	64.37	8.45	Financial Services
⊕ Costco Wholesale Corp	1.27	65.63	1.43	Consumer Defensive
⊕ Palantir Technologies Inc Ordinary Shares - Class A	1.23	66.86	141.20	Technology

Total Holdings 163

⊕ Increase ⊖ Decrease ✨ New to Portfolio

Vanguard Interm-Term Bond Index Adm VBILX

Morningstar Category  
Intermediate Core Bond

Morningstar Index  
Bloomberg US Agg Bond TR USD

Portfolio Manager(s)

Joshua Barrickman since 04-2008

Quantitative Screens

- Performance: The fund has finished in the Intermediate Core Bond category's top three quartiles in 9 of the 10 years it's been in existence.
- Management: The fund's management has been in place for 17.44 years.

Style Consistency is not calculated for Fixed Income funds.

- Net Expense: The fund's expense ratio of 0.06 is 88% lower than the Intermediate Core Bond category average.

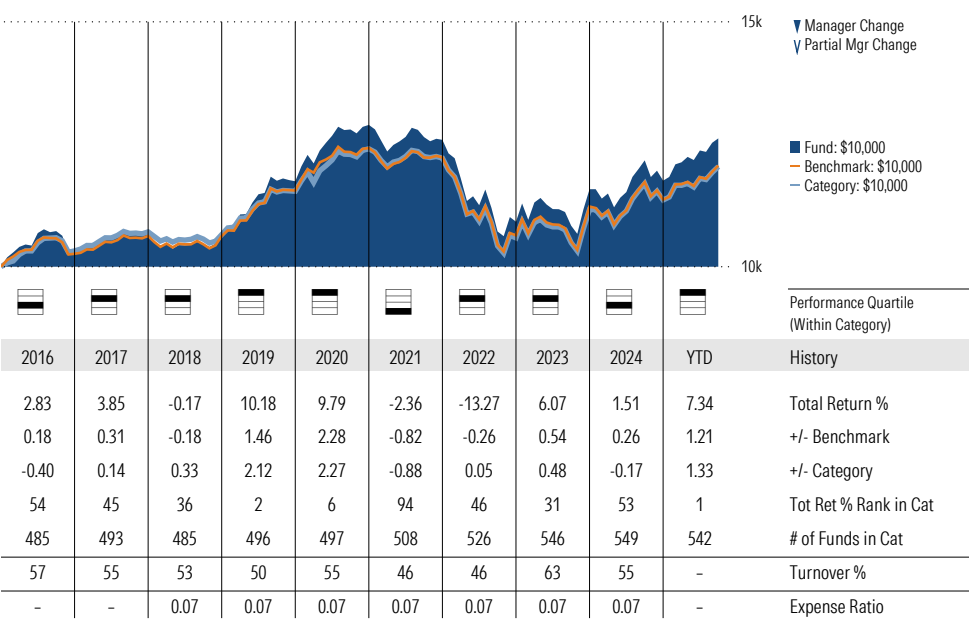
Morningstar Investment Management LLC Analysis

This fund passes all of Morningstar Investment Management's quantitative screens. Morningstar Investment Management has also assessed the fund from a qualitative perspective and, as a fiduciary, is comfortable recommending the fund's use in retirement plans.

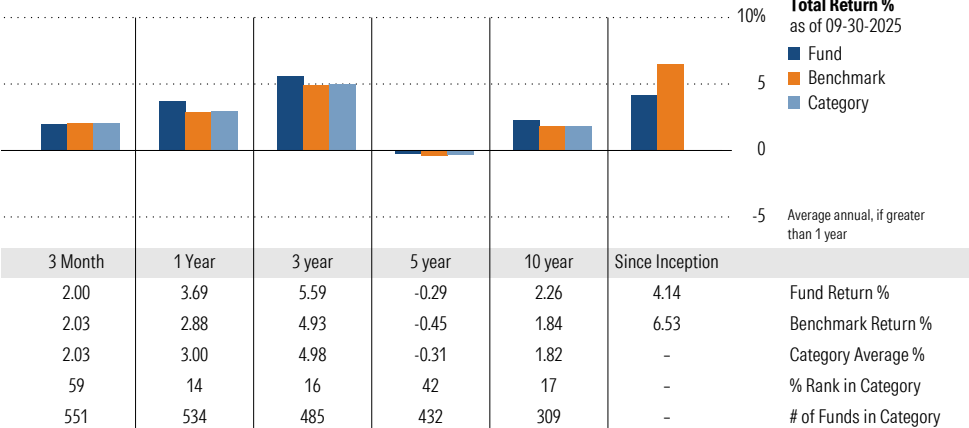
ESG Metrics

Metric	Rating	Updated
Sustainability Rating	2	08-31-2025
ESG Commitment	1-Low	02-15-2022

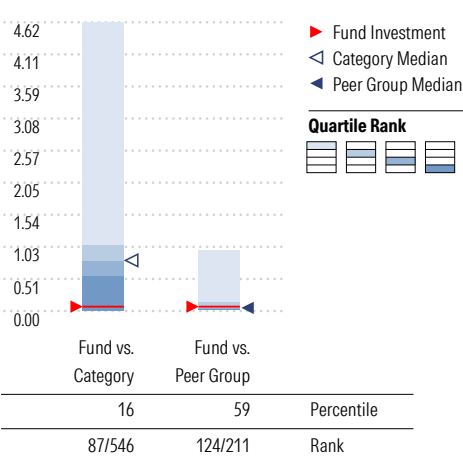
Growth of \$10,000



Trailing Performance



Net Expense



3-Year Risk Metrics

	Fund	Bmark	Cat
Alpha	0.45	-	0.07
Beta	1.04	-	0.99
R-Squared	98.41	-	98.24
Standard Deviation	6.77	6.44	6.42
Sharpe Ratio	0.11	0.02	0.02
Tracking Error	0.89	-	0.79
Information Ratio	0.75	-	-0.08
Up Capture Ratio	107.74	-	98.59
Down Capture Ratio	103.69	-	97.60

Portfolio Metrics

	Fund	Bmark	Cat
Avg Eff Duration	6.09	4.43	5.54
Avg Eff Maturity	7.20	-	8.01

Vanguard Interm-Term Bond Index Adm VBILX

Morningstar Category  
Intermediate Core Bond

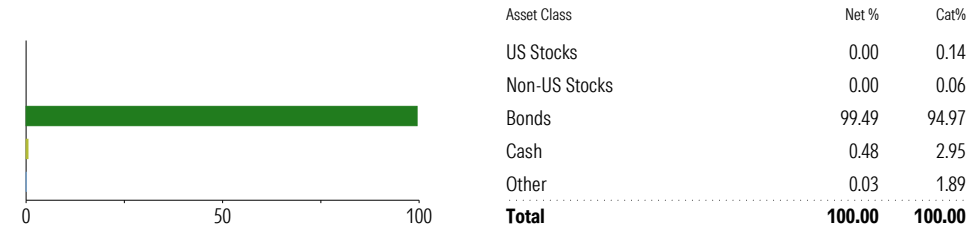
Morningstar Index  
Bloomberg US Agg Bond TR USD

Style Analysis as of 09-30-2025

Style Breakdown



Asset Allocation as of 09-30-2025



Credit Rating Breakdown

	Fund	Bmark	Cat
AAA	60.82	3.53	17.14
AA	2.55	74.59	47.02
A	16.53	10.82	21.22
BBB	20.12	8.32	12.53
BB	0.00	0.28	0.69
B	0.00	0.00	0.32
Below B	0.00	0.00	0.09
Not Rated	-0.02	2.46	1.00

Sector Weighting as of 09-30-2025

	Fund	Bmark	Cat	Fund	Benchmark	Category Average
<b>Government</b>	<b>62.11</b>	-	<b>32.33</b>			
Treasury	58.69	-	24.81			
Inflation - Protected	0.00	-	0.74			
Agency/Quasi Agency	1.45	-	0.56			
Other Government Related	1.97	-	6.22			
<b>Corporate</b>	<b>37.04</b>	-	<b>23.62</b>			
Corporate Bond	37.01	-	23.24			
Bank Loan	0.00	-	0.04			
Convertible	0.03	-	0.00			
Preferred	0.00	-	0.34			
<b>Securitized</b>	<b>0.05</b>	-	<b>37.85</b>			
Agency MBS Pass-Through	0.00	-	28.18			
Agency MBS ARM	0.00	-	0.24			
Agency MBS CMO	0.00	-	2.46			
Non-Agency Residential MBS	0.00	-	0.25			
Commercial MBS	0.00	-	0.38			
Asset-Backed	0.05	-	6.34			
Covered Bond	0.00	-	0.00			
<b>Municipal</b>	<b>0.33</b>	-	<b>1.47</b>			
<b>Cash &amp; Equivalents</b>	<b>0.49</b>	-	<b>4.21</b>			
<b>Other</b>	<b>0.00</b>	-	<b>0.51</b>			

Top 10 Holdings as of 09-30-2025

Name	Maturity Date	% Net Asset	Cumulative %	Fixed Income Sector
⊕ United States Treasury Notes	-	2.29	2.29	-
⊕ United States Treasury Notes	-	2.24	4.53	-
⊕ United States Treasury Notes	-	2.23	6.77	-
⊕ United States Treasury Notes	-	2.22	8.98	-
⊕ United States Treasury Notes	-	2.17	11.15	-
⊕ United States Treasury Notes	-	2.10	13.25	-
⊕ United States Treasury Notes	-	2.05	15.31	-
⊕ United States Treasury Notes	-	2.02	17.33	-
⊕ United States Treasury Notes	-	1.90	19.23	-
United States Treasury Notes	-	1.86	21.09	-

Total Holdings 2247

⊕ Increase ⊖ Decrease ✨ New to Portfolio

Vanguard Mid Cap Index Admiral VIMAX

Morningstar Category  
Mid-Cap Blend  
Morningstar Index  
Russell Mid Cap TR USD

Portfolio Manager(s)

Aaron Choi since 08-2023  
Kenny Narzikul since 02-2025

Quantitative Screens

- Performance: The fund has finished in the Mid-Cap Blend category's top three quartiles in 9 of the 10 years it's been in existence.
- Management: The fund's management team has been in place for less than three years.
- Style: The fund has landed in its primary style box — Mid-Cap Blend — 100 % of the time over the past three years.
- Net Expense: The fund's expense ratio of 0.05 is 93.75% lower than the Mid-Cap Blend category average.

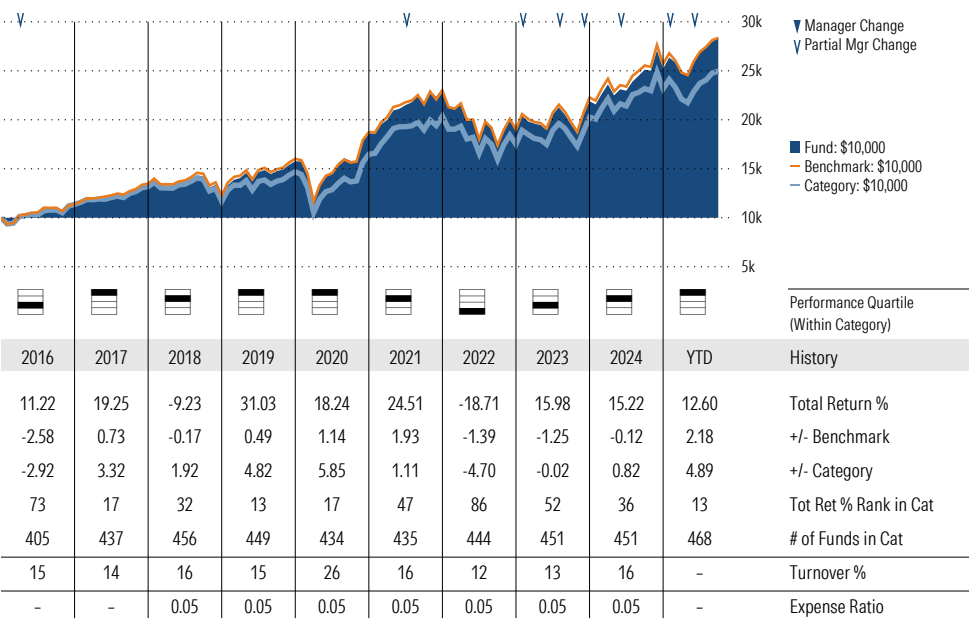
Morningstar Investment Management LLC Analysis

This fund fails the manager tenure screen due to the retirement of a long-serving manager. Since this is a team-managed index fund, we are not concerned about the change.

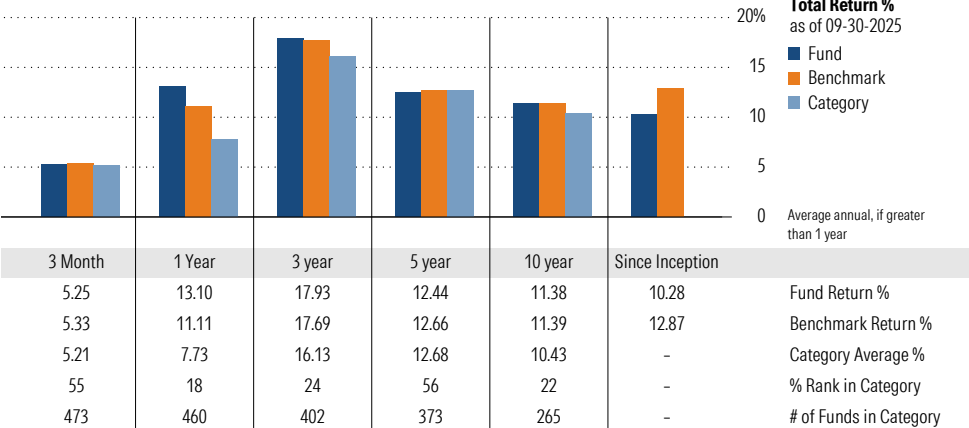
ESG Metrics

Metric	Rating	Updated
Sustainability Rating	4	08-31-2025
Carbon Risk Score	Medium Risk	12-31-2022
ESG Commitment	1-Low	02-15-2022

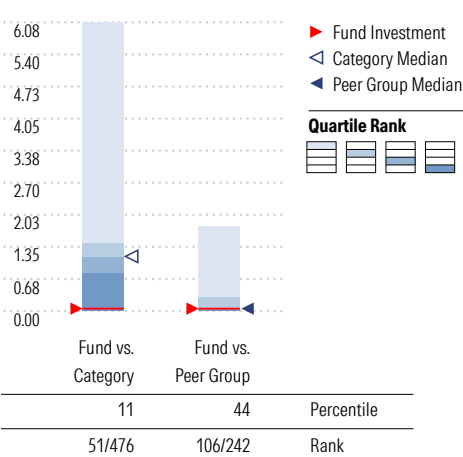
Growth of \$10,000



Trailing Performance



Net Expense



Peer group is a subset of the category and includes funds with the same management style (active vs. passive) and similar share class characteristics.

3-Year Risk Metrics

	Fund	Bmark	Cat
Alpha	0.91	-	-1.41
Beta	0.95	-	0.99
R-Squared	99.40	-	92.88
Standard Deviation	16.02	16.74	17.29
Sharpe Ratio	0.81	0.77	0.65
Tracking Error	1.46	-	4.59
Information Ratio	0.17	-	-0.56
Up Capture Ratio	97.38	-	97.27
Down Capture Ratio	93.85	-	104.00

Portfolio Metrics

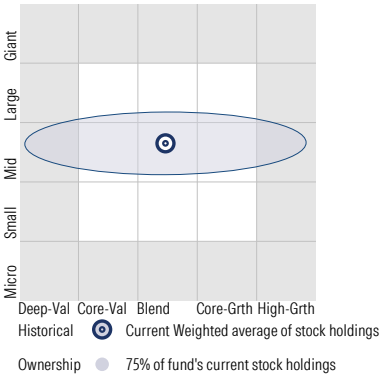
	Fund	Bmark	Cat
Price/Earnings Ratio	23.66	22.49	22.60
Price/Book Ratio	3.19	2.90	3.19
Geom Avg Mkt Cap \$B	41.12	23.77	16.47
ROE	20.06	17.82	20.59

Vanguard Mid Cap Index Admiral VIMAX


Morningstar Category  
Mid-Cap Blend

Morningstar Index  
Russell Mid Cap TR USD

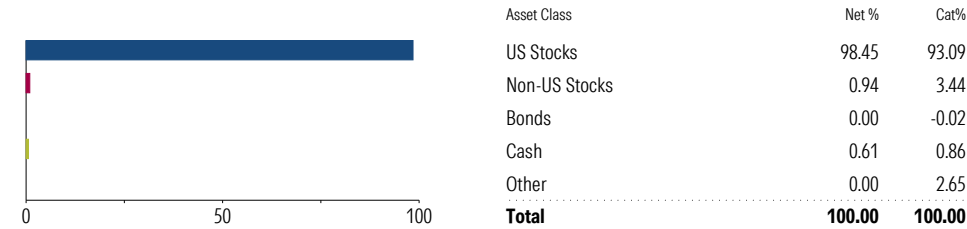
Style Analysis as of 09-30-2025  
Morningstar Style Box™



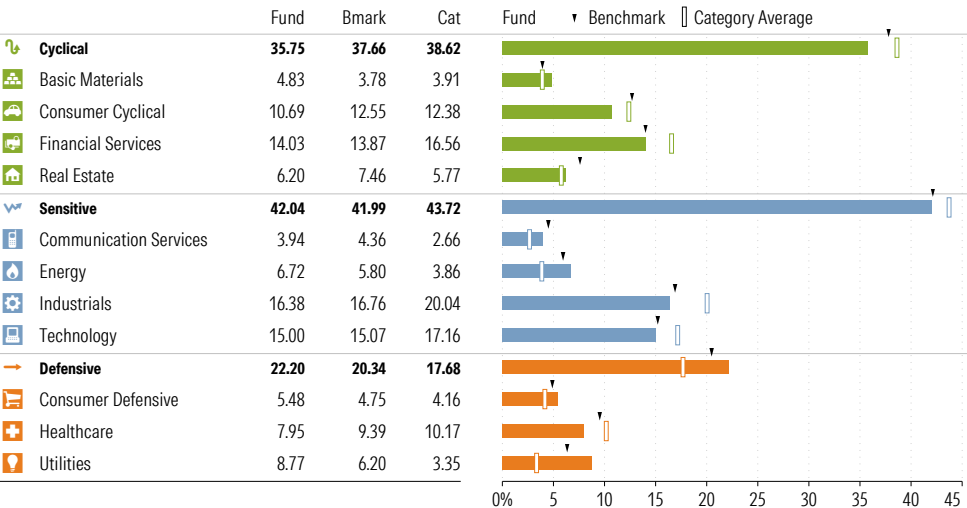
Style Breakdown



Asset Allocation as of 09-30-2025



Sector Weighting as of 09-30-2025



Top 15 Holdings as of 09-30-2025

Name	% Net Asset	Cumulative %	YTD Return %	Morningstar Sector
⊕ Robinhood Markets Inc Class A	1.21	1.21	-	Financial Services
⊖ Constellation Energy Corp	1.13	2.34	-	Utilities
⊖ Newmont Corp	1.01	3.35	128.53	Basic Materials
⊖ DoorDash Inc Ordinary Shares - Class A	1.01	4.36	62.14	Consumer Cyclical
⊕ Roblox Corp Ordinary Shares - Class A	0.93	5.29	139.41	Communication Svc
⊖ CRH PLC	0.88	6.17	30.79	Basic Materials
⊖ Arthur J. Gallagher & Co	0.87	7.04	9.81	Financial Services
⊖ Howmet Aerospace Inc	0.87	7.91	79.71	Industrials
⊖ Royal Caribbean Group	0.87	8.78	41.35	Consumer Cyclical
⊖ Motorola Solutions Inc	0.83	9.61	-0.36	Technology
⊖ TransDigm Group Inc	0.81	10.42	11.11	Industrials
⊕ Coinbase Global Inc Ordinary Shares - Class A	0.73	11.15	35.92	Financial Services
⊖ Vistra Corp	0.73	11.88	42.59	Utilities
⊖ TE Connectivity PLC Registered Shares	0.71	12.59	55.00	Technology
⊕ Cloudflare Inc	0.70	13.28	99.28	Technology

Total Holdings 293

⊕ Increase ⊖ Decrease ✨ New to Portfolio

Vanguard Real Estate Index Admiral VGSLX

Morningstar Category  
Real Estate

Morningstar Index  
S&P United States REIT TR USD

Portfolio Manager(s)

Gerard O'Reilly since 05-1996  
Chris Nieves since 02-2025  
Jena Stenger since 02-2025

Quantitative Screens

- Performance: The fund has finished in the Real Estate category's top three quartiles in 10 of the 10 years it's been in existence.
- Management: The fund's management has been in place for 29.4 years.
- Style: The fund has landed in its primary style box — Mid-Cap Blend — 91.43 % of the time over the past three years.
- Net Expense: The fund's expense ratio of 0.13 is 88.5% lower than the Real Estate category average.

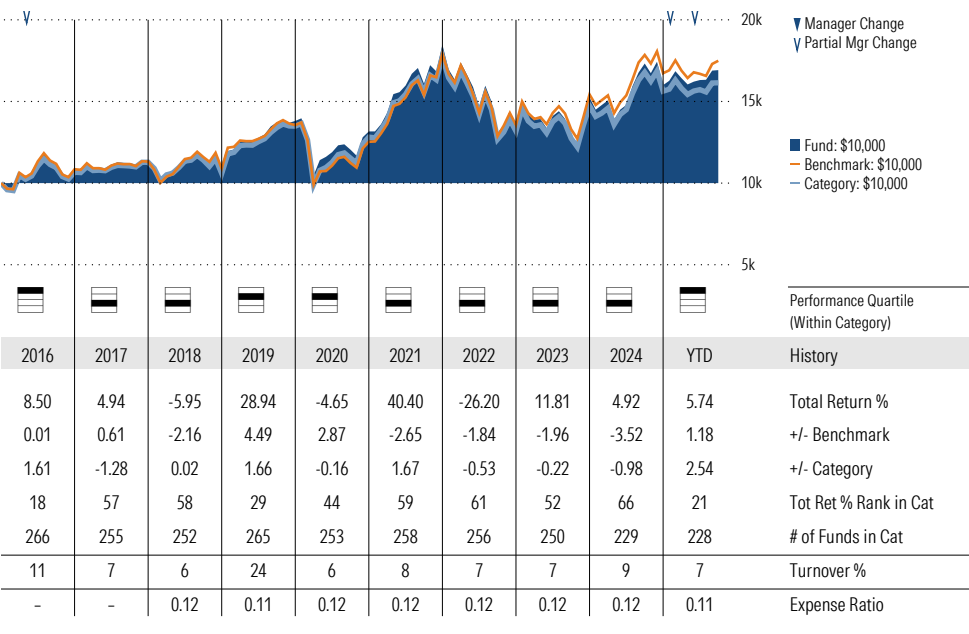
Morningstar Investment Management LLC Analysis

This fund passes all of Morningstar Investment Management's quantitative screens. Morningstar Investment Management has also assessed the fund from a qualitative perspective and, as a fiduciary, is comfortable recommending the fund's use in retirement plans.

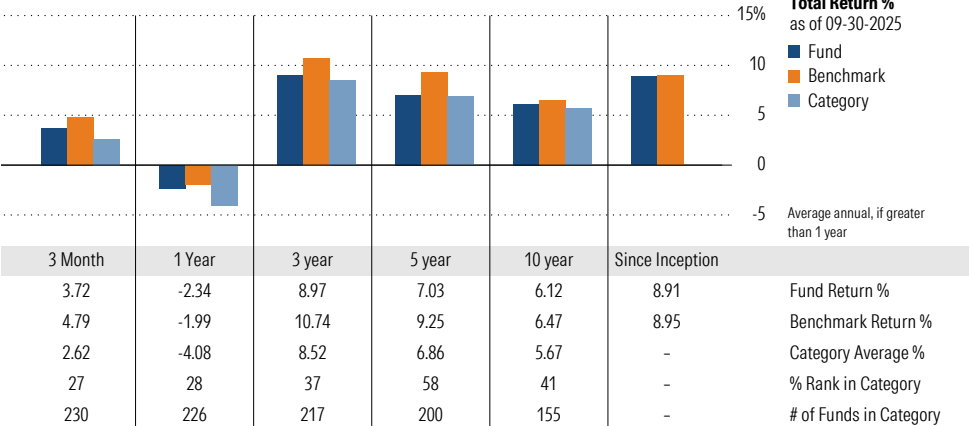
ESG Metrics

Metric	Rating	Updated
Sustainability Rating	2	08-31-2025
Carbon Risk Score	Low Risk	12-31-2022
ESG Commitment	1-Low	02-15-2022

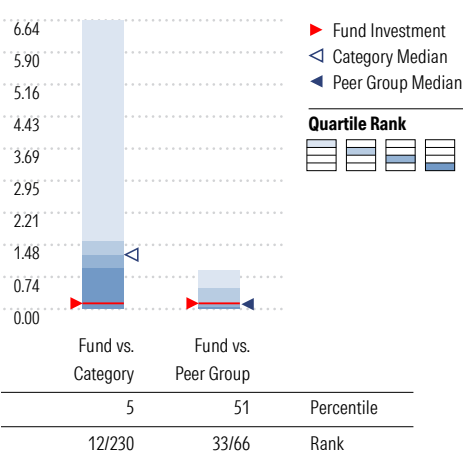
Growth of \$10,000



Trailing Performance



Net Expense



Peer group is a subset of the category and includes funds with the same management style (active vs. passive) and similar share class characteristics.

3-Year Risk Metrics

	Fund	Bmark	Cat
Alpha	-1.83	-	-1.92
Beta	1.03	-	0.96
R-Squared	97.63	-	93.09
Standard Deviation	17.73	17.05	16.96
Sharpe Ratio	0.29	0.39	0.22
Tracking Error	2.77	-	4.02
Information Ratio	-0.64	-	-0.71
Up Capture Ratio	96.26	-	90.53
Down Capture Ratio	102.45	-	97.73

Portfolio Metrics

	Fund	Bmark	Cat
Price/Earnings Ratio	32.98	38.46	35.69
Price/Book Ratio	2.40	2.42	2.89
Geom Avg Mkt Cap \$B	26.99	9.35	37.63
ROE	11.89	9.56	14.86

# Vanguard Real Estate Index Admiral VGSLX

Morningstar Category  
Real Estate

Morningstar Index  
S&P United States REIT TR USD

## Style Analysis as of 09-30-2025

Morningstar Style Box™



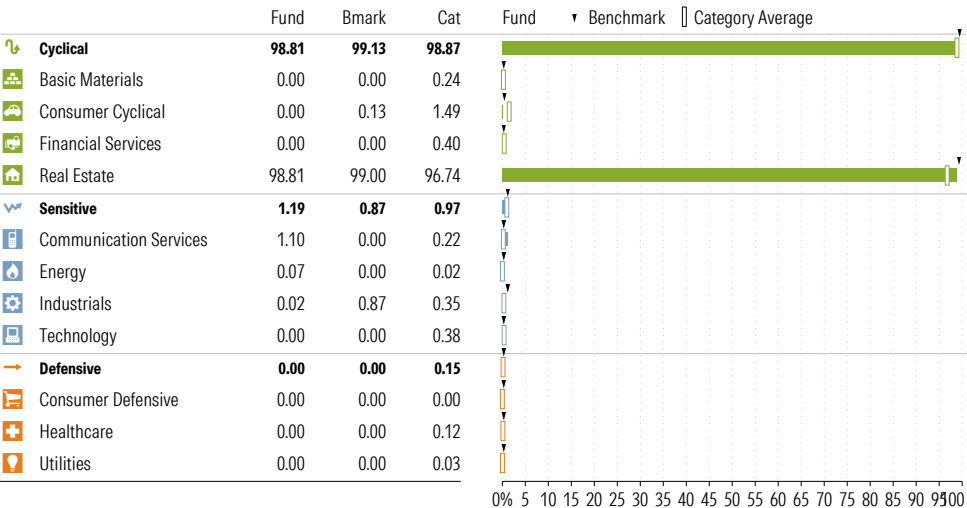
## Style Breakdown



## Asset Allocation as of 09-30-2025



## Sector Weighting as of 09-30-2025



## Top 15 Holdings as of 09-30-2025

Name	% Net Asset	Cumulative %	YTD Return %	Morningstar Sector
⊕ Vanguard Real Estate II Index	14.43	14.43	-	-
⊕ Welltower Inc	6.55	20.98	43.00	Real Estate
⊕ Prologis Inc	5.97	26.95	11.21	Real Estate
⊕ American Tower Corp	5.06	32.00	7.64	Real Estate
⊕ Equinix Inc	4.30	36.31	-15.44	Real Estate
⊕ Simon Property Group Inc	3.44	39.75	12.66	Real Estate
⊕ Digital Realty Trust Inc	3.27	43.02	-0.45	Real Estate
⊕ Realty Income Corp	3.08	46.11	18.33	Real Estate
⊕ CBRE Group Inc Class A	2.64	48.74	20.01	Real Estate
⊕ Public Storage	2.56	51.31	-0.53	Real Estate
⊕ Crown Castle Inc	2.36	53.67	10.38	Real Estate
⊕ CoStar Group Inc	1.99	55.66	17.85	Real Estate
⊕ Ventas Inc	1.77	57.43	21.29	Real Estate
⊕ VICI Properties Inc Ordinary Shares	1.76	59.20	16.14	Real Estate
⊕ Iron Mountain Inc	1.69	60.89	-0.78	Real Estate

Total Holdings 158

⊕ Increase ⊖ Decrease ✨ New to Portfolio



Vanguard Small Cap Growth Index Admiral VSGAX

Morningstar Category  
Small Growth  
Morningstar Index  
Russell 2000 Growth TR USD

Portfolio Manager(s)

Gerard O'Reilly since 12-2004  
Aaron Choi since 02-2025  
Kenny Narzikul since 02-2025

Quantitative Screens

- Performance: The fund has finished in the Small Growth category's top three quartiles in 10 of the 10 years it's been in existence.
- Management: The fund's management has been in place for 20.76 years.
- Style: The fund has landed in its primary style box — Small Growth — 100 % of the time over the past three years.
- Net Expense: The fund's expense ratio of 0.07 is 93.91% lower than the Small Growth category average.

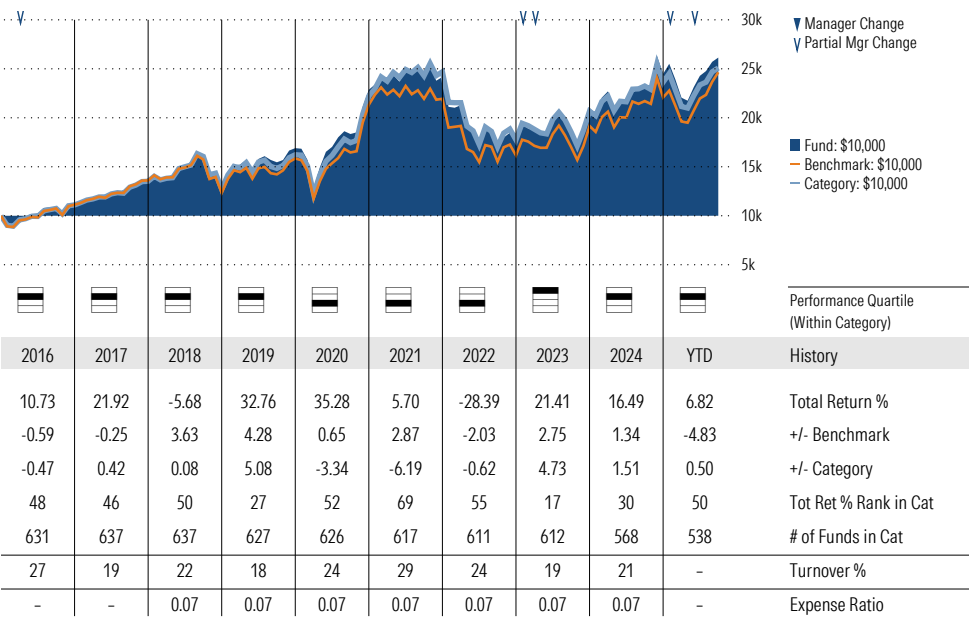
Morningstar Investment Management LLC Analysis

This fund passes all of Morningstar Investment Management's quantitative screens. Morningstar Investment Management has also assessed the fund from a qualitative perspective and, as a fiduciary, is comfortable recommending the fund's use in retirement plans.

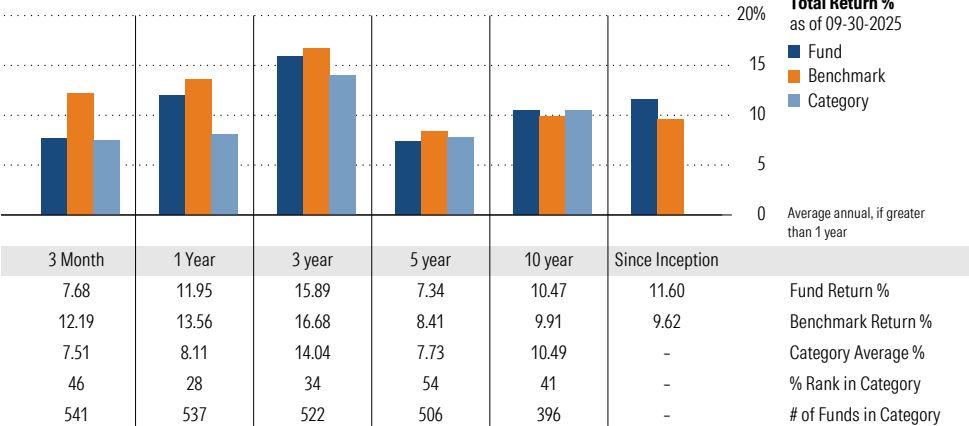
ESG Metrics

Metric	Rating	Updated
Sustainability Rating	4	08-31-2025
Carbon Risk Score	Medium Risk	12-31-2022
ESG Commitment	1-Low	02-15-2022

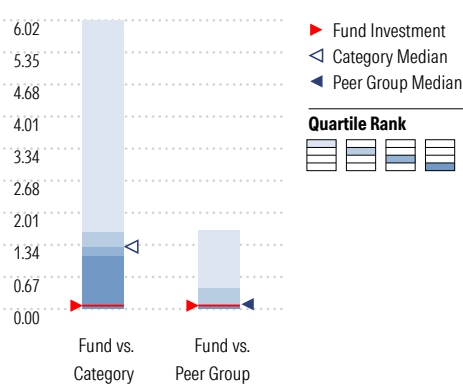
Growth of \$10,000



Trailing Performance



Net Expense



Peer group is a subset of the category and includes funds with the same management style (active vs. passive) and similar share class characteristics.

3-Year Risk Metrics

	Fund	Bmark	Cat
Alpha	0.42	-	-0.72
Beta	0.92	-	0.89
R-Squared	96.06	-	89.69
Standard Deviation	20.01	21.24	20.12
Sharpe Ratio	0.59	0.60	0.50
Tracking Error	4.29	-	6.87
Information Ratio	-0.19	-	-0.37
Up Capture Ratio	92.59	-	86.34
Down Capture Ratio	91.12	-	88.37

Portfolio Metrics

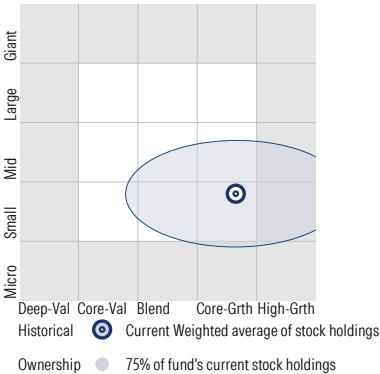
	Fund	Bmark	Cat
Price/Earnings Ratio	28.33	25.25	27.21
Price/Book Ratio	4.26	4.35	3.81
Geom Avg Mkt Cap \$B	9.62	3.83	7.19
ROE	10.33	5.00	11.44

# Vanguard Small Cap Growth Index Admiral VSGAX

Morningstar Category  
Small Growth

Morningstar Index  
Russell 2000 Growth TR USD

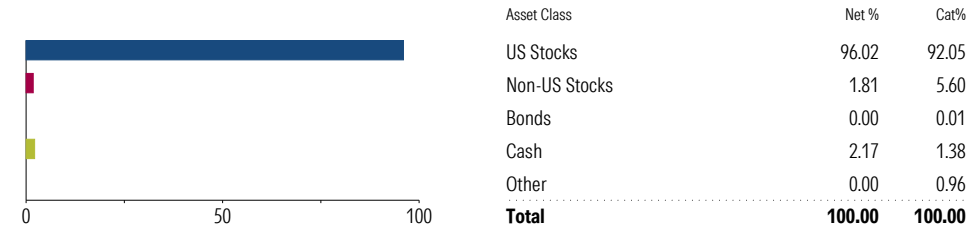
Style Analysis as of 09-30-2025  
Morningstar Style Box™



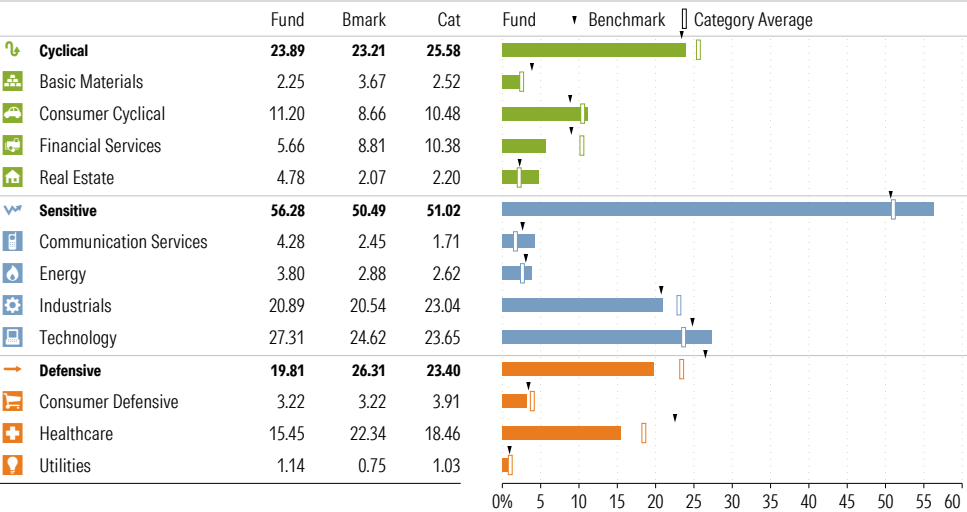
Style Breakdown



Asset Allocation as of 09-30-2025



Sector Weighting as of 09-30-2025



Top 15 Holdings as of 09-30-2025

Name	% Net Asset	Cumulative %	YTD Return %	Morningstar Sector
⊕ Slcmt1142	1.79	1.79	-	-
⊕ Insmcd Inc	1.01	2.81	108.59	Healthcare
⊖ SoFi Technologies Inc Ordinary Shares	1.00	3.81	71.56	Financial Services
⊖ Comfort Systems USA Inc	0.97	4.77	94.91	Industrials
⊖ Astera Labs Inc	0.87	5.64	47.83	Technology
⊖ Pure Storage Inc Class A	0.87	6.51	36.43	Technology
⊖ PTC Inc	0.81	7.31	10.41	Technology
⊖ Liberty Media Corp Registered Shs Series -C- Formula One	0.74	8.05	12.72	Communication Svc
⊕ Rocket Lab Corp	0.73	8.78	-	Industrials
⊖ Credo Technology Group Holding Ltd	0.71	9.50	-	Technology
⊖ Casey's General Stores Inc	0.70	10.19	43.07	Consumer Cyclical
⊖ Natera Inc	0.70	10.89	1.69	Healthcare
⊖ Ciena Corp	0.68	11.58	71.76	Technology
⊖ Curtiss-Wright Corp	0.68	12.26	53.19	Industrials
⊖ RB Global Inc	0.67	12.93	17.14	Industrials

Total Holdings 573

⊕ Increase ⊖ Decrease ✱ New to Portfolio

Vanguard Small Cap Value Index Admiral VSIAX

Morningstar Category  
Small Value  
Morningstar Index  
Russell 2000 Value TR USD

Portfolio Manager(s)

Gerard O'Reilly since 04-2016  
Kenny Narzikul since 02-2025  
Aaron Choi since 02-2025

Quantitative Screens

- Performance: The fund has finished in the Small Value category's top three quartiles in 10 of the 10 years it's been in existence.
- Management: The fund's management has been in place for 9.43 years.
- Style: The fund has landed in its primary style box — Small Value — 100 % of the time over the past three years.
- Net Expense: The fund's expense ratio of 0.07 is 93.52% lower than the Small Value category average.

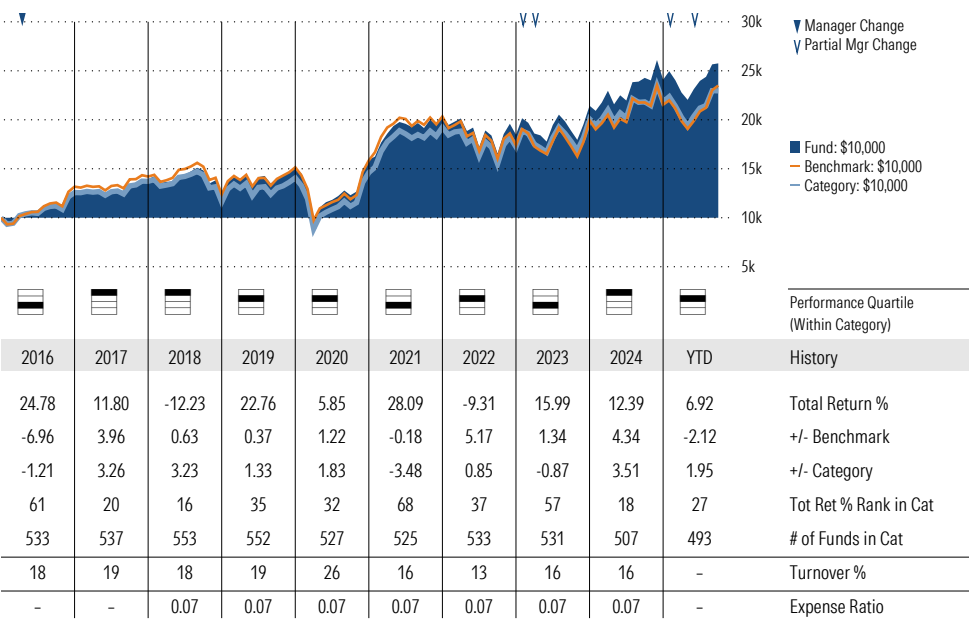
Morningstar Investment Management LLC Analysis

This fund passes all of Morningstar Investment Management's quantitative screens. Morningstar Investment Management has also assessed the fund from a qualitative perspective and, as a fiduciary, is comfortable recommending the fund's use in retirement plans.

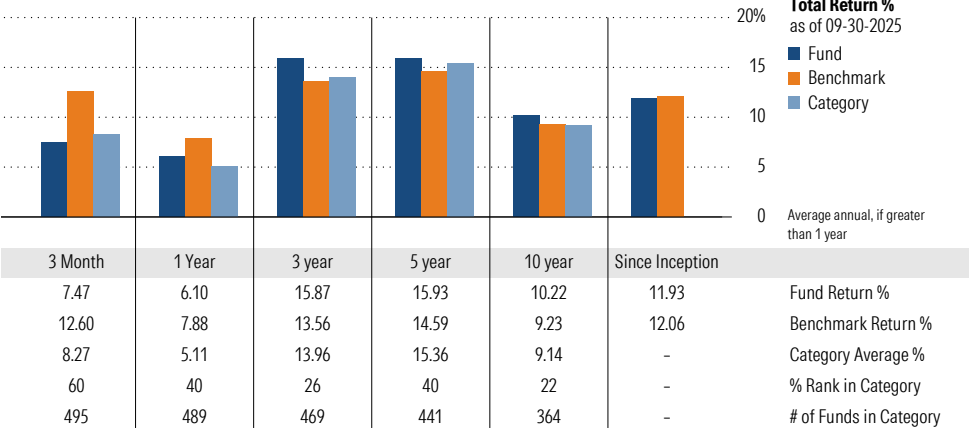
ESG Metrics

Metric	Rating	Updated
Sustainability Rating	5	08-31-2025
Carbon Risk Score	Medium Risk	12-31-2022
ESG Commitment	1-Low	02-15-2022

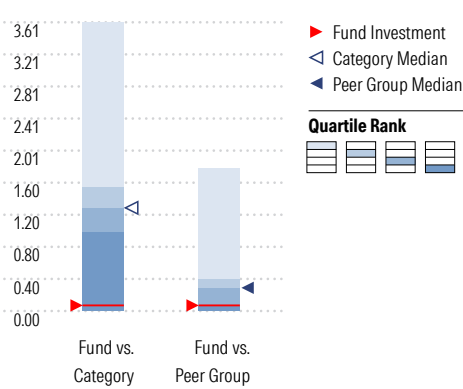
Growth of \$10,000



Trailing Performance



Net Expense



Peer group is a subset of the category and includes funds with the same management style (active vs. passive) and similar share class characteristics.

3-Year Risk Metrics

	Fund	Bmark	Cat
Alpha	3.62	-	1.21
Beta	0.86	-	0.91
R-Squared	95.05	-	93.09
Standard Deviation	19.24	21.74	20.56
Sharpe Ratio	0.61	0.47	0.49
Tracking Error	5.22	-	5.65
Information Ratio	0.44	-	0.01
Up Capture Ratio	94.17	-	93.62
Down Capture Ratio	83.97	-	90.38

Portfolio Metrics

	Fund	Bmark	Cat
Price/Earnings Ratio	17.49	14.44	15.18
Price/Book Ratio	1.86	1.29	1.58
Geom Avg Mkt Cap \$B	7.77	2.28	5.89
ROE	12.41	2.99	13.36

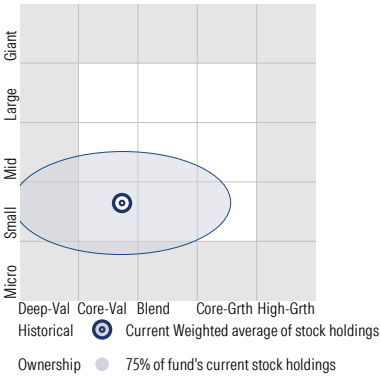
# Vanguard Small Cap Value Index Admiral VSIAX

Morningstar Category  
Small Value

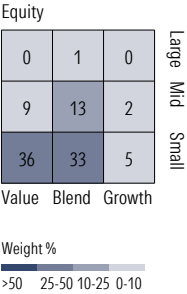
Morningstar Index  
Russell 2000 Value TR USD

Style Analysis as of 09-30-2025

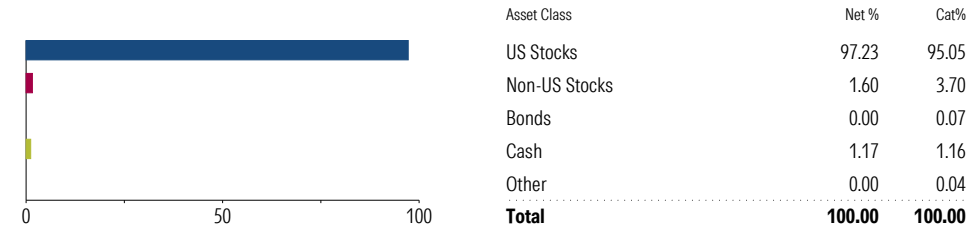
Morningstar Style Box™



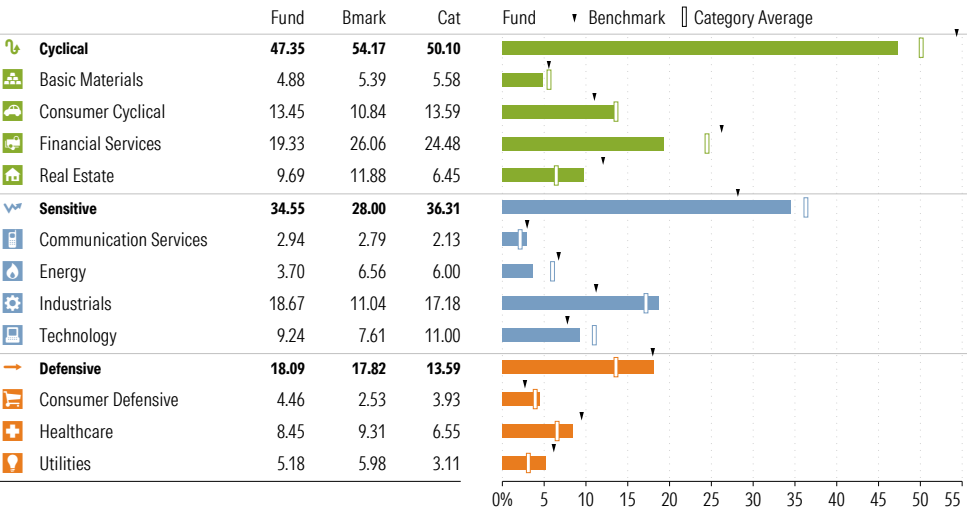
Style Breakdown



Asset Allocation as of 09-30-2025



Sector Weighting as of 09-30-2025



Top 15 Holdings as of 09-30-2025

Name	% Net Asset	Cumulative %	YTD Return %	Morningstar Sector
NRG Energy Inc	0.80	0.80	80.97	Utilities
EMCOR Group Inc	0.74	1.53	43.27	Industrials
Atmos Energy Corp	0.66	2.19	24.48	Utilities
Slcmt1142	0.63	2.82	-	-
Williams-Sonoma Inc	0.61	3.43	6.57	Consumer Cyclical
Tapestry Inc	0.60	4.03	74.99	Consumer Cyclical
Smurfit WestRock PLC	0.56	4.59	-18.56	Consumer Cyclical
Jabil Inc	0.56	5.16	51.08	Technology
United Therapeutics Corp	0.48	5.64	18.81	Healthcare
Aptiv PLC	0.48	6.12	42.56	Consumer Cyclical
F5 Inc	0.47	6.59	28.52	Technology
Pentair PLC	0.46	7.05	10.80	Industrials
Tenet Healthcare Corp	0.46	7.50	60.85	Healthcare
AECOM	0.44	7.94	22.87	Industrials
US Foods Holding Corp	0.44	8.38	13.58	Consumer Defensive

Total Holdings 845

⊕ Increase ⊖ Decrease ✨ New to Portfolio

Vanguard Target Retirement 2020 Fund VTWNX

Morningstar Category  
Target-Date 2020

Morningstar Index  
Morningstar Lifetime Mod 2020 TR USD

Portfolio Manager(s)

Walter Nejman since 02-2013  
Aur lie Denis since 02-2023  
Michael Roach since 02-2023  
Roger Aliaga-Diaz since 02-2023

Quantitative Screens

- Performance: The fund has finished in the Target-Date 2020 category's top three quartiles in 10 of the 10 years it's been in existence.
- Management: The fund's management has been in place for 12.61 years.
- Style: The fund has landed in its primary style box — Large Blend — 100 % of the time over the past three years.
- Net Expense: The fund's expense ratio of 0.08 is 83.67% lower than the Target-Date 2020 category average.

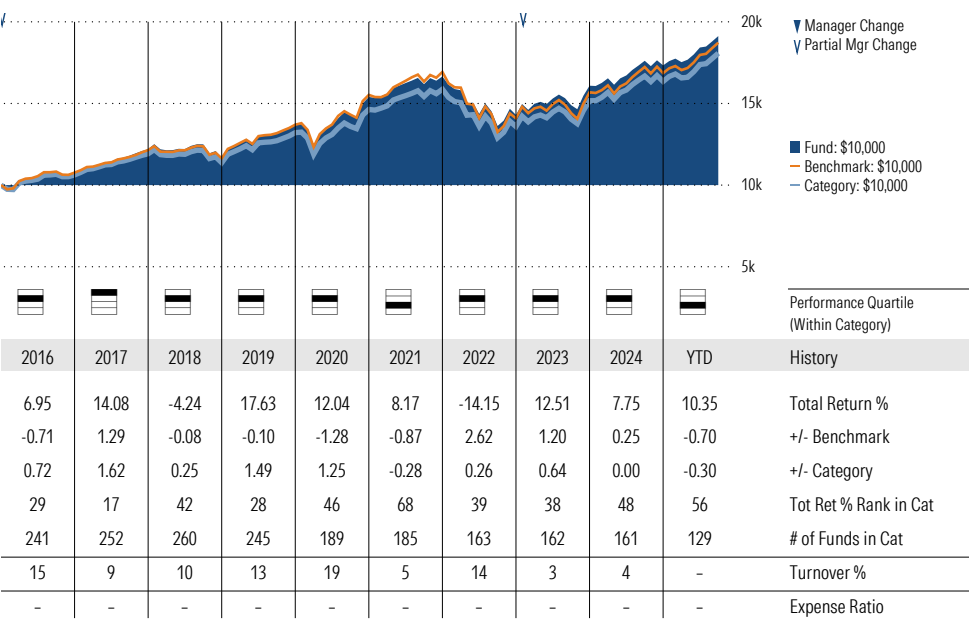
Morningstar Investment Management LLC Analysis

This fund passes all of Morningstar Investment Management's quantitative screens. Morningstar Investment Management has also assessed the fund from a qualitative perspective and, as a fiduciary, is comfortable recommending the fund's use in retirement plans.

ESG Metrics

Metric	Rating	Updated
Sustainability Rating	4	08-31-2025
ESG Commitment	1-Low	02-15-2022

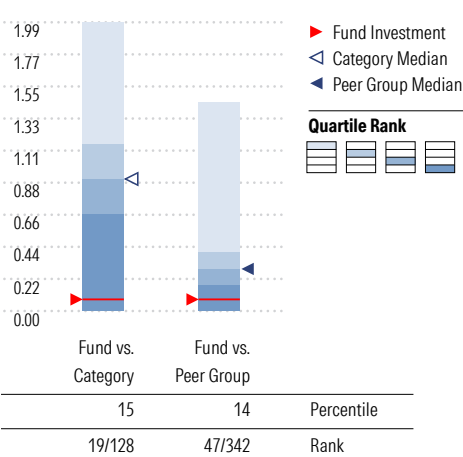
Growth of \$10,000



Trailing Performance



Net Expense



Peer group is a subset of the category and includes funds with the same management style (active vs. passive) and similar share class characteristics.

3-Year Risk Metrics

	Fund	Bmark	Cat
Alpha	1.36	-	0.76
Beta	0.86	-	0.92
R-Squared	98.87	-	98.18
Standard Deviation	7.54	8.71	8.06
Sharpe Ratio	0.89	0.81	0.84
Tracking Error	1.45	-	1.41
Information Ratio	-0.16	-	-0.08
Up Capture Ratio	91.15	-	94.65
Down Capture Ratio	81.22	-	89.38

Portfolio Metrics

	Fund	Bmark	Cat
Price/Earnings Ratio	21.46	22.67	22.17
Price/Book Ratio	2.87	3.11	3.18
Avg Eff Duration	5.31	-	4.83

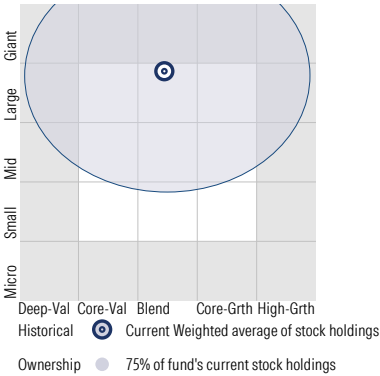
# Vanguard Target Retirement 2020 Fund VTWNX

Morningstar Category  
Target-Date 2020

Morningstar Index  
Morningstar Lifetime Mod 2020 TR USD

## Style Analysis as of 09-30-2025

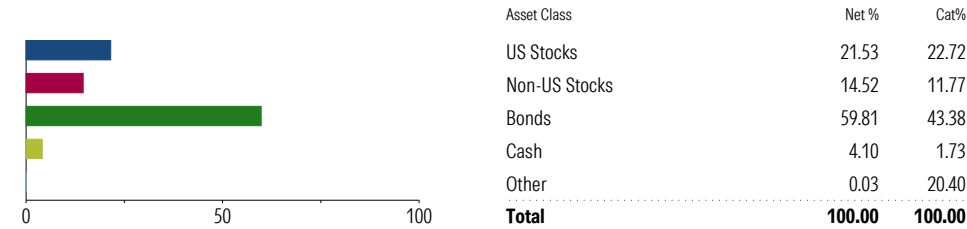
Morningstar Style Box™



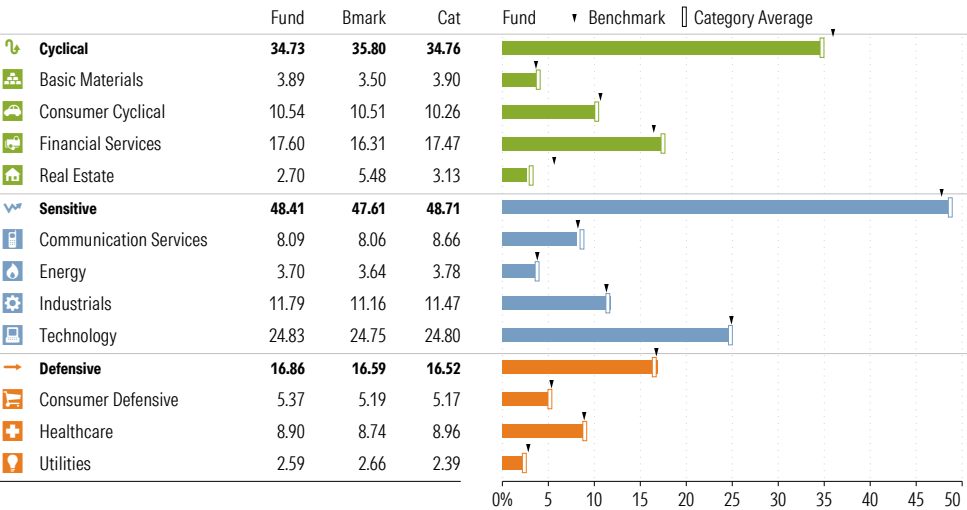
### Style Breakdown



## Asset Allocation as of 09-30-2025



## Sector Weighting as of 09-30-2025



## Top 7 Holdings as of 09-30-2025

Name	Maturity Date	% Net Asset	Cumulative %	YTD Return %	Morningstar Sector
⊖ Vanguard Total Bond Market II Idx Inv	-	34.36	34.36	-	-
⊖ Vanguard Total Stock Mkt Idx Instl Pls	-	21.60	55.95	-	-
⊖ Vanguard Total Intl Stock Index Inv	-	14.87	70.82	-	-
⊕ Vanguard Total Intl Bd II Idx Instl	-	14.49	85.31	-	-
⊕ Vanguard Shrt-Term Infl-Prot Sec Idx Adm	-	13.95	99.27	-	-
⊕ Mktliq 12/31/2049	-	0.69	99.95	-	-
⊕ Us Dollar	-	0.05	100.00	-	-

### Total Holdings 7

⊕ Increase ⊖ Decrease ✱ New to Portfolio

Vanguard Target Retirement 2025 Fund VTTVX

Morningstar Category Target-Date 2025  
Morningstar Index Morningstar Lifetime Mod 2025 TR USD

Portfolio Manager(s)

Walter Nejman since 02-2013  
Aur lie Denis since 02-2023  
Michael Roach since 02-2023  
Roger Aliaga-Diaz since 02-2023

Quantitative Screens

- Performance: The fund has finished in the Target-Date 2025 category's top three quartiles in 10 of the 10 years it's been in existence.
- Management: The fund's management has been in place for 12.61 years.
- Style: The fund has landed in its primary style box — Large Blend — 100 % of the time over the past three years.
- Net Expense: The fund's expense ratio of 0.08 is 85.19% lower than the Target-Date 2025 category average.

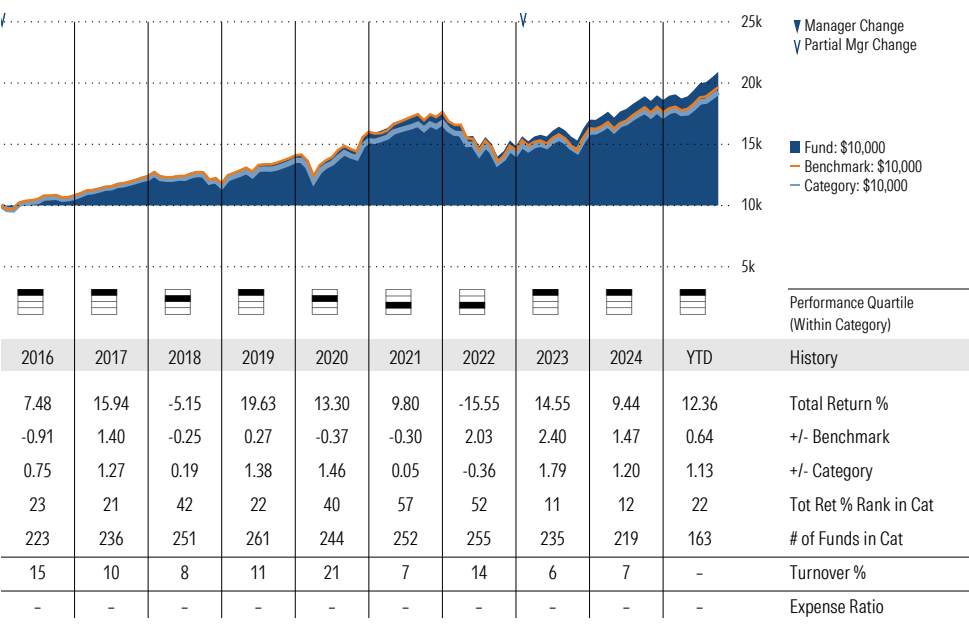
Morningstar Investment Management LLC Analysis

This fund passes all of Morningstar Investment Management's quantitative screens. Morningstar Investment Management has also assessed the fund from a qualitative perspective and, as a fiduciary, is comfortable recommending the fund's use in retirement plans.

ESG Metrics

Metric	Rating	Updated
Sustainability Rating	3	08-31-2025
Carbon Risk Score	Low Risk	12-31-2022
ESG Commitment	1-Low	02-15-2022

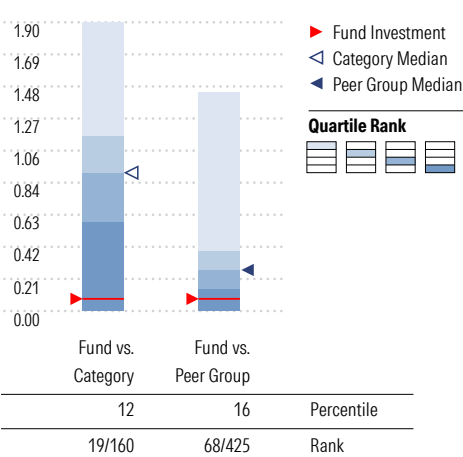
Growth of \$10,000



Trailing Performance



Net Expense



Peer group is a subset of the category and includes funds with the same management style (active vs. passive) and similar share class characteristics.

3-Year Risk Metrics

	Fund	Bmark	Cat
Alpha	1.95	-	1.03
Beta	0.93	-	0.90
R-Squared	98.69	-	97.99
Standard Deviation	8.82	9.44	8.59
Sharpe Ratio	1.01	0.83	0.89
Tracking Error	1.22	-	1.63
Information Ratio	1.00	-	0.03
Up Capture Ratio	99.82	-	93.76
Down Capture Ratio	87.32	-	87.13

Portfolio Metrics

	Fund	Bmark	Cat
Price/Earnings Ratio	21.49	22.49	21.20
Price/Book Ratio	2.87	3.07	3.16
Avg Eff Duration	5.54	-	4.64

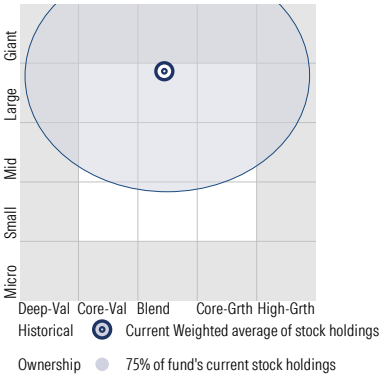
# Vanguard Target Retirement 2025 Fund VTTVX

Morningstar Category  
Target-Date 2025

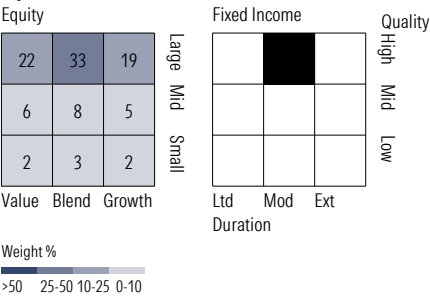
Morningstar Index  
Morningstar Lifetime Mod 2025 TR USD

## Style Analysis as of 09-30-2025

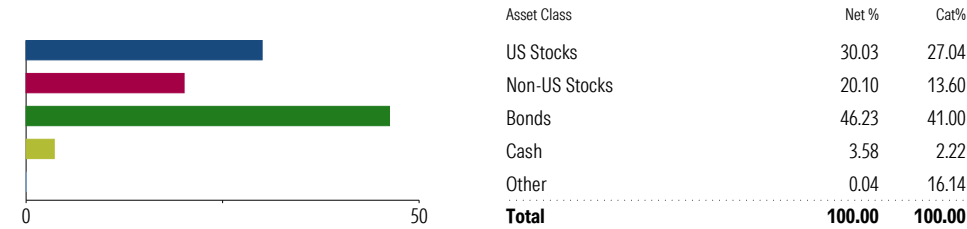
Morningstar Style Box™



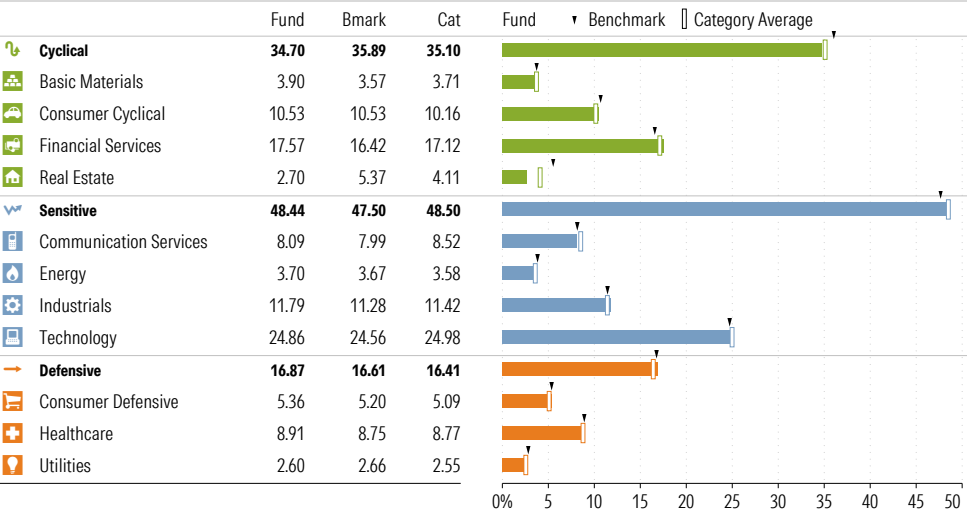
### Style Breakdown



## Asset Allocation as of 09-30-2025



## Sector Weighting as of 09-30-2025



## Top 7 Holdings as of 09-30-2025

Name	Maturity Date	% Net Asset	Cumulative %	YTD Return %	Morningstar Sector
⊖ Vanguard Total Stock Mkt Idx Instl Pls	-	30.13	30.13	-	-
⊕ Vanguard Total Bond Market II Idx Inv	-	28.75	58.88	-	-
⊖ Vanguard Total Intl Stock Index Inv	-	20.58	79.46	-	-
⊕ Vanguard Total Intl Bd II Idx Instl	-	12.12	91.58	-	-
⊕ Vanguard Shrt-Term Infl-Prot Sec Idx Adm	-	7.70	99.28	-	-
⊕ Mktliq 12/31/2049	-	0.70	99.98	-	-
⊕ Us Dollar	-	0.02	100.00	-	-

### Total Holdings 7

⊕ Increase ⊖ Decrease ✱ New to Portfolio



Vanguard Target Retirement 2030 Fund VTHRX

Morningstar Category Target-Date 2030  
Morningstar Index Morningstar Lifetime Mod 2030 TR USD

Portfolio Manager(s)

Walter Nejman since 02-2013  
Aur lie Denis since 02-2023  
Michael Roach since 02-2023  
Roger Aliaga-Diaz since 02-2023

Quantitative Screens

- Performance: The fund has finished in the Target-Date 2030 category's top three quartiles in 10 of the 10 years it's been in existence.
- Management: The fund's management has been in place for 12.61 years.
- Style: The fund has landed in its primary style box — Large Blend — 100 % of the time over the past three years.
- Net Expense: The fund's expense ratio of 0.08 is 85.71% lower than the Target-Date 2030 category average.

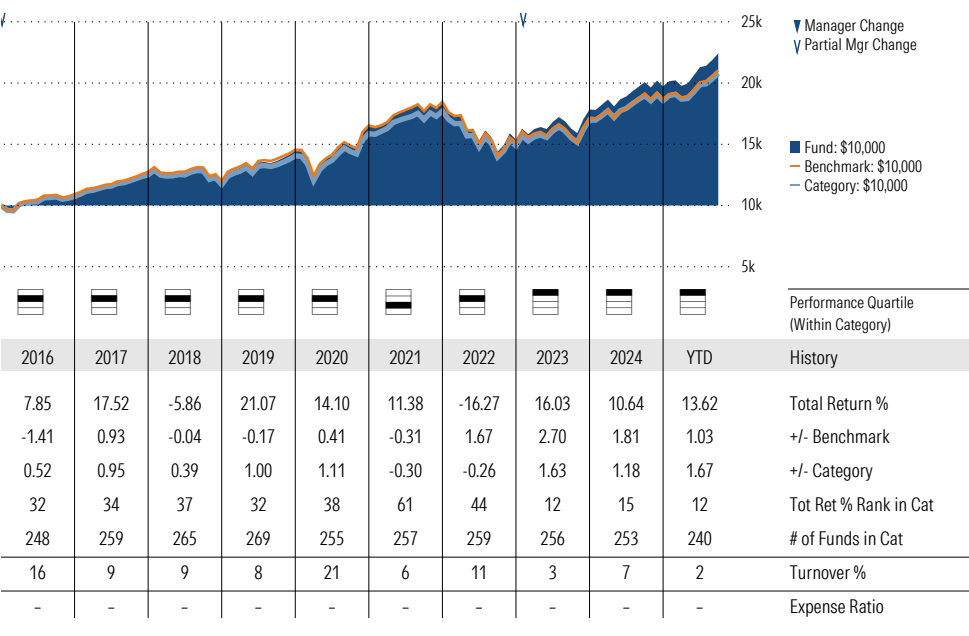
Morningstar Investment Management LLC Analysis

This fund passes all of Morningstar Investment Management's quantitative screens. Morningstar Investment Management has also assessed the fund from a qualitative perspective and, as a fiduciary, is comfortable recommending the fund's use in retirement plans.

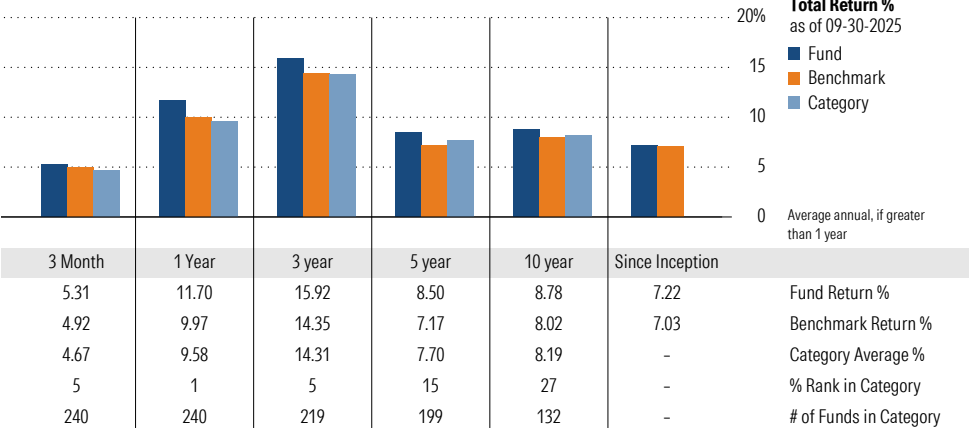
ESG Metrics

Metric	Rating	Updated
Sustainability Rating	3	08-31-2025
Carbon Risk Score	Low Risk	12-31-2022
ESG Commitment	1-Low	02-15-2022

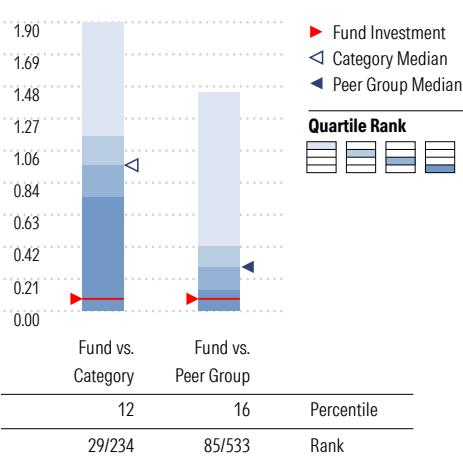
Growth of \$10,000



Trailing Performance



Net Expense



Peer group is a subset of the category and includes funds with the same management style (active vs. passive) and similar share class characteristics.

3-Year Risk Metrics

	Fund	Bmark	Cat
Alpha	2.06	-	1.04
Beta	0.95	-	0.91
R-Squared	98.58	-	97.75
Standard Deviation	9.74	10.20	9.42
Sharpe Ratio	1.07	0.89	0.94
Tracking Error	1.27	-	1.68
Information Ratio	1.24	-	0.10
Up Capture Ratio	101.78	-	94.74
Down Capture Ratio	89.71	-	88.49

Portfolio Metrics

	Fund	Bmark	Cat
Price/Earnings Ratio	21.48	22.31	22.24
Price/Book Ratio	2.87	3.03	3.32
Avg Eff Duration	6.09	-	5.27

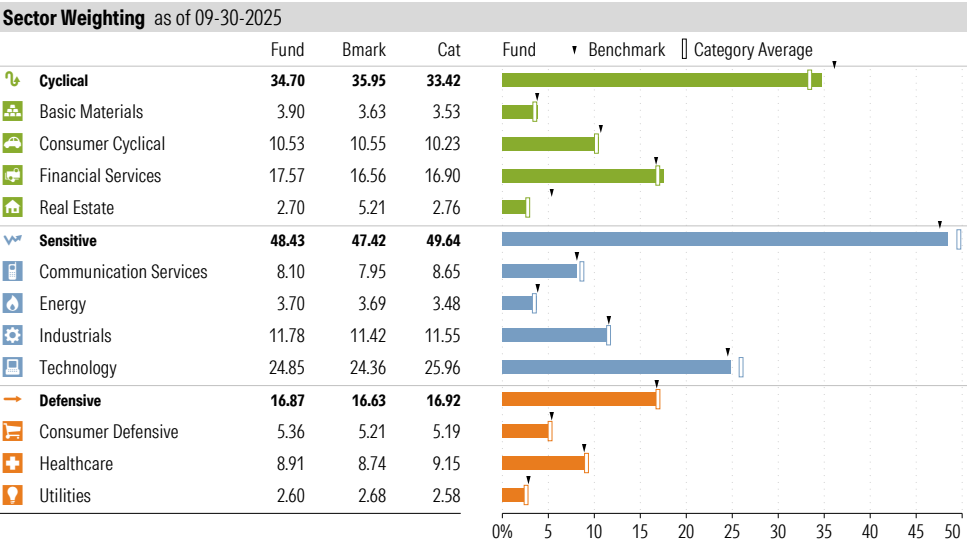
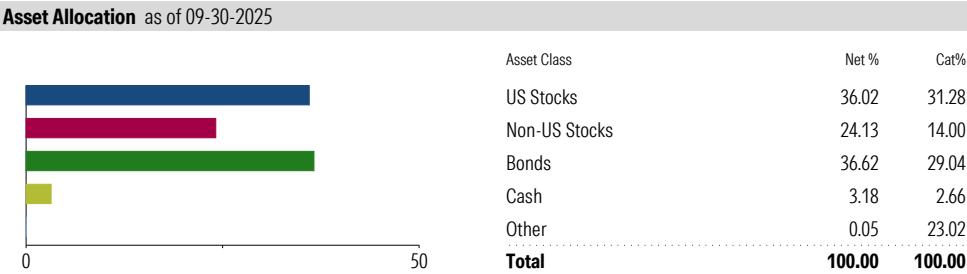
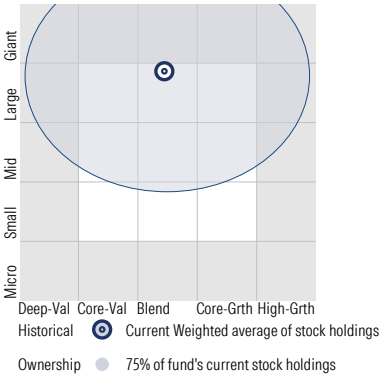
# Vanguard Target Retirement 2030 Fund VTHR

Morningstar Category  
Target-Date 2030

Morningstar Index  
Morningstar Lifetime Mod 2030 TR USD

Style Analysis as of 09-30-2025

Morningstar Style Box™



Top 7 Holdings as of 09-30-2025

Name	Maturity Date	% Net Asset	Cumulative %	YTD Return %	Morningstar Sector
⊖ Vanguard Total Stock Mkt Idx Instl Pls	-	36.14	36.14	-	-
⊕ Vanguard Total Bond Market II Idx Inv	-	27.15	63.29	-	-
⊖ Vanguard Total Intl Stock Index Inv	-	24.71	88.00	-	-
⊕ Vanguard Total Intl Bd II Idx Instl	-	11.35	99.35	-	-
⊕ Mktliq 12/31/2049	-	0.64	99.99	-	-
⊕ Us Dollar	-	0.01	100.00	-	-
⊕ Vanguard Shrt-Term Infl-Prot Sec Idx Adm	-	0.00	100.00	-	-

Total Holdings 7

⊕ Increase ⊖ Decrease ✨ New to Portfolio

Vanguard Target Retirement 2035 Fund VTTHX

Morningstar Category Target-Date 2035  
Morningstar Index Morningstar Lifetime Mod 2035 TR USD

Portfolio Manager(s)

Walter Nejman since 02-2013  
Aur lie Denis since 02-2023  
Michael Roach since 02-2023  
Roger Aliaga-Diaz since 02-2023

Quantitative Screens

- Performance: The fund has finished in the Target-Date 2035 category's top three quartiles in 9 of the 10 years it's been in existence.
- Management: The fund's management has been in place for 12.61 years.
- Style: The fund has landed in its primary style box — Large Blend — 97.06 % of the time over the past three years.
- Net Expense: The fund's expense ratio of 0.08 is 85.71% lower than the Target-Date 2035 category average.

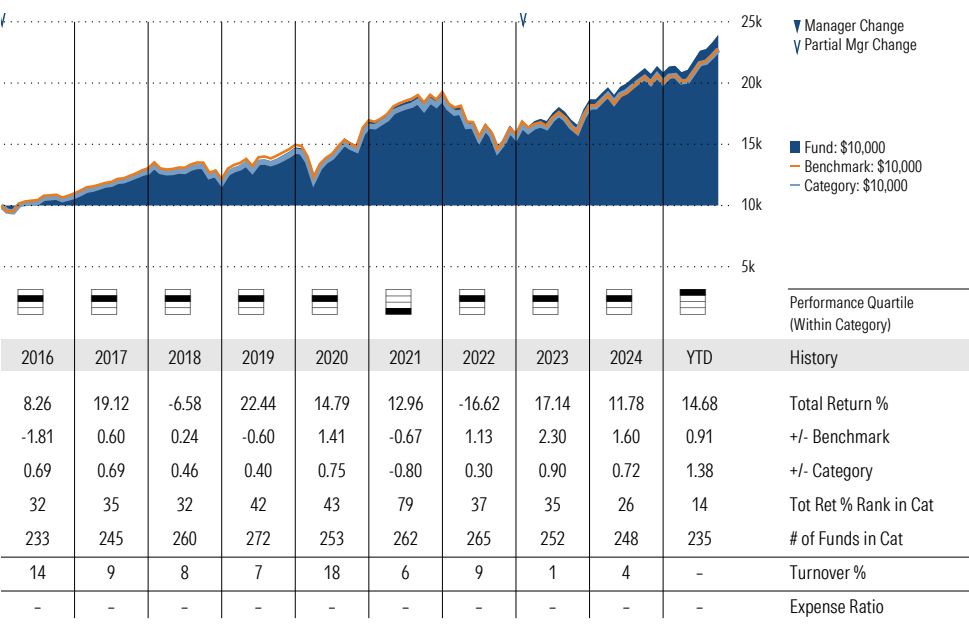
Morningstar Investment Management LLC Analysis

This fund passes all of Morningstar Investment Management's quantitative screens. Morningstar Investment Management has also assessed the fund from a qualitative perspective and, as a fiduciary, is comfortable recommending the fund's use in retirement plans.

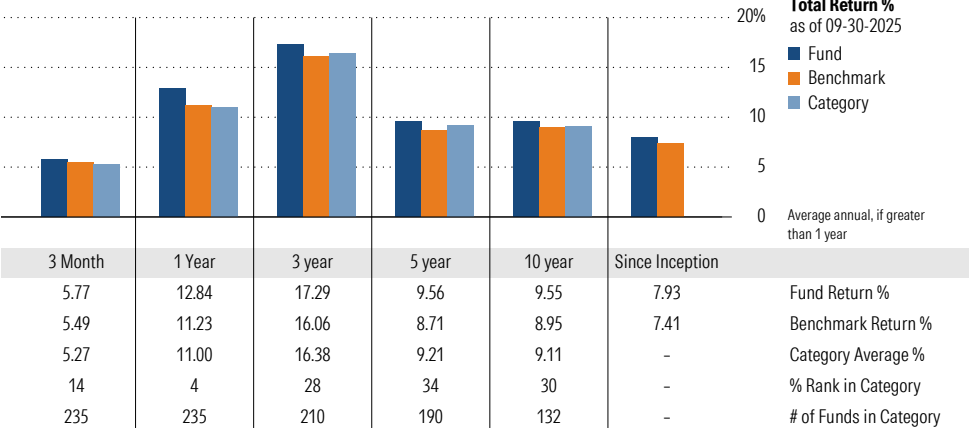
ESG Metrics

Metric	Rating	Updated
Sustainability Rating	3	08-31-2025
Carbon Risk Score	Low Risk	12-31-2022
ESG Commitment	1-Low	02-15-2022

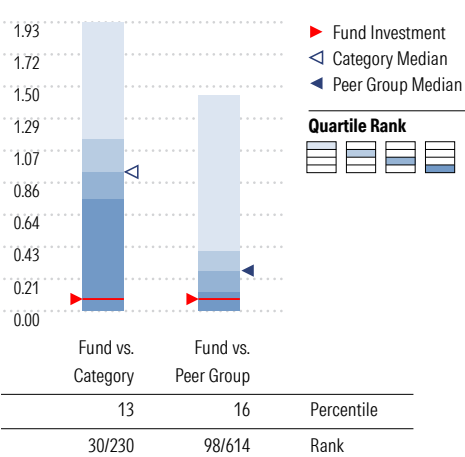
Growth of \$10,000



Trailing Performance



Net Expense



Peer group is a subset of the category and includes funds with the same management style (active vs. passive) and similar share class characteristics.

3-Year Risk Metrics

	Fund	Bmark	Cat
Alpha	1.99	-	1.10
Beta	0.94	-	0.94
R-Squared	98.65	-	97.53
Standard Deviation	10.36	10.99	10.46
Sharpe Ratio	1.12	0.97	1.03
Tracking Error	1.39	-	1.72
Information Ratio	0.89	-	0.26
Up Capture Ratio	99.69	-	97.18
Down Capture Ratio	88.68	-	90.91

Portfolio Metrics

	Fund	Bmark	Cat
Price/Earnings Ratio	21.51	22.12	22.75
Price/Book Ratio	2.88	2.99	3.26
Avg Eff Duration	6.08	-	6.04

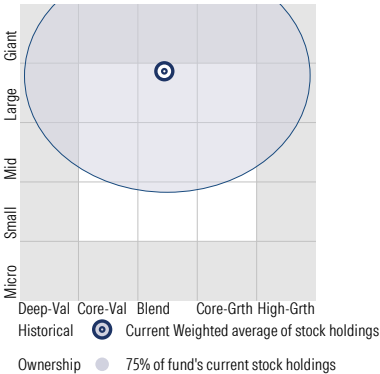
# Vanguard Target Retirement 2035 Fund VTTHX

Morningstar Category  
Target-Date 2035

Morningstar Index  
Morningstar Lifetime Mod 2035 TR USD

## Style Analysis as of 09-30-2025

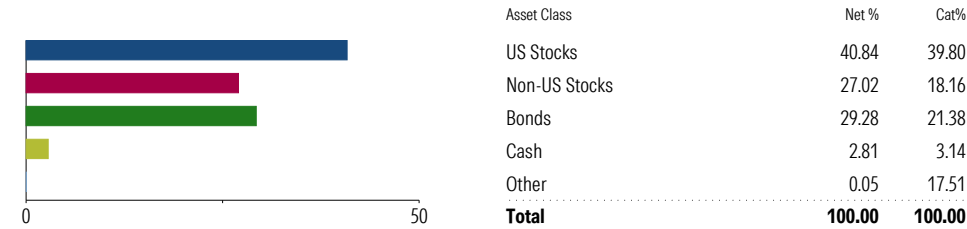
Morningstar Style Box™



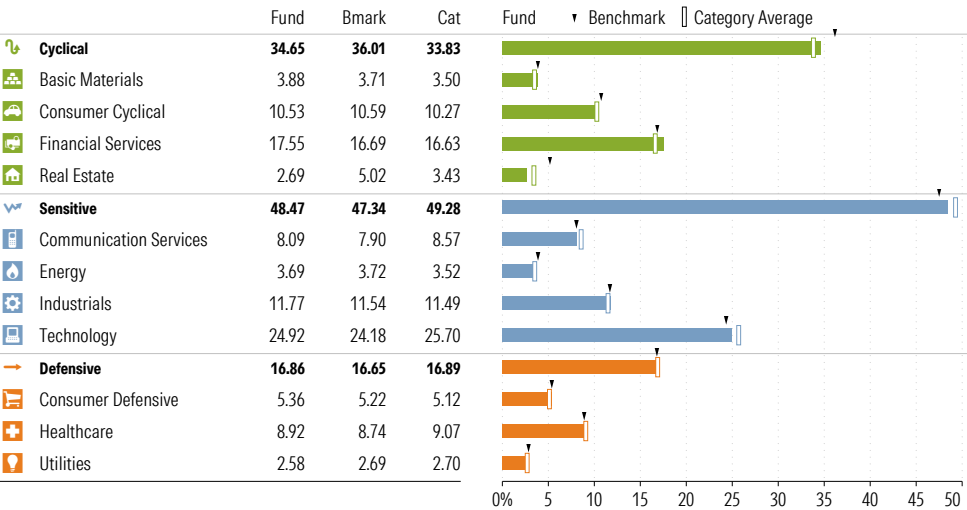
## Style Breakdown



## Asset Allocation as of 09-30-2025



## Sector Weighting as of 09-30-2025



## Top 6 Holdings as of 09-30-2025

Name	Maturity Date	% Net Asset	Cumulative %	YTD Return %	Morningstar Sector
⊖ Vanguard Total Stock Mkt Idx Instl Pls	-	40.97	40.97	-	-
⊕ Vanguard Total Intl Stock Index Inv	-	27.66	68.64	-	-
⊕ Vanguard Total Bond Market II Idx Inv	-	21.82	90.46	-	-
⊕ Vanguard Total Intl Bd II Idx Instl	-	8.97	99.43	-	-
⊖ Mktliq 12/31/2049	-	0.56	99.99	-	-
⊕ Us Dollar	-	0.01	100.00	-	-

## Total Holdings 6

⊕ Increase ⊖ Decrease ✱ New to Portfolio

Vanguard Target Retirement 2040 Fund VFORX

Morningstar Category Target-Date 2040 Morningstar Index Morningstar Lifetime Mod 2040 TR USD

Portfolio Manager(s)

Walter Nejman since 02-2013  
Roger Aliaga-Diaz since 02-2023  
Aur lie Denis since 02-2023  
Michael Roach since 02-2023

Quantitative Screens

- Performance: The fund has finished in the Target-Date 2040 category's top three quartiles in 9 of the 10 years it's been in existence.
- Management: The fund's management has been in place for 12.61 years.
- Style: The fund has landed in its primary style box — Large Blend — 97.06 % of the time over the past three years.
- Net Expense: The fund's expense ratio of 0.08 is 85.96% lower than the Target-Date 2040 category average.

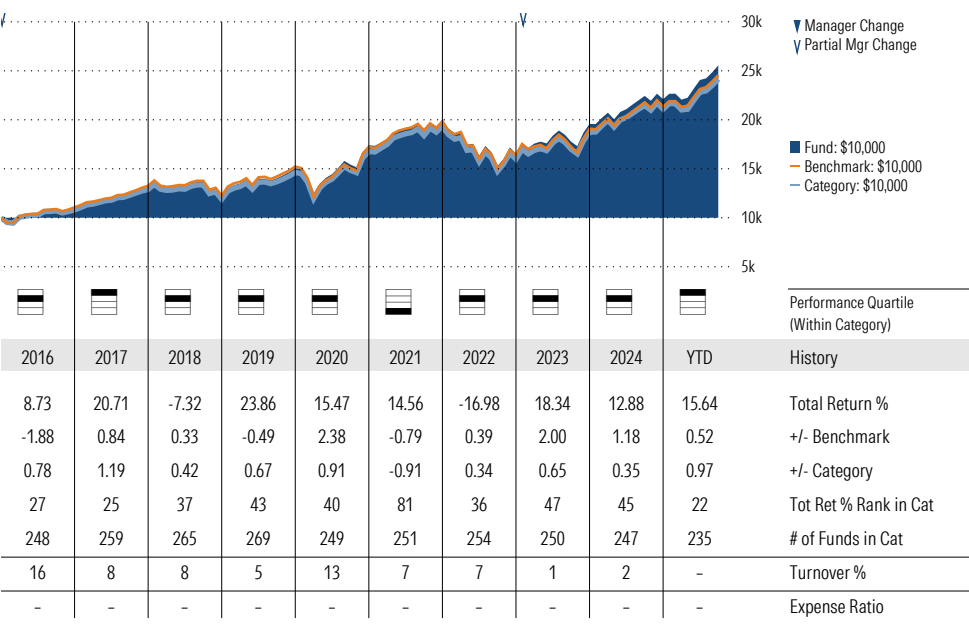
Morningstar Investment Management LLC Analysis

This fund passes all of Morningstar Investment Management's quantitative screens. Morningstar Investment Management has also assessed the fund from a qualitative perspective and, as a fiduciary, is comfortable recommending the fund's use in retirement plans.

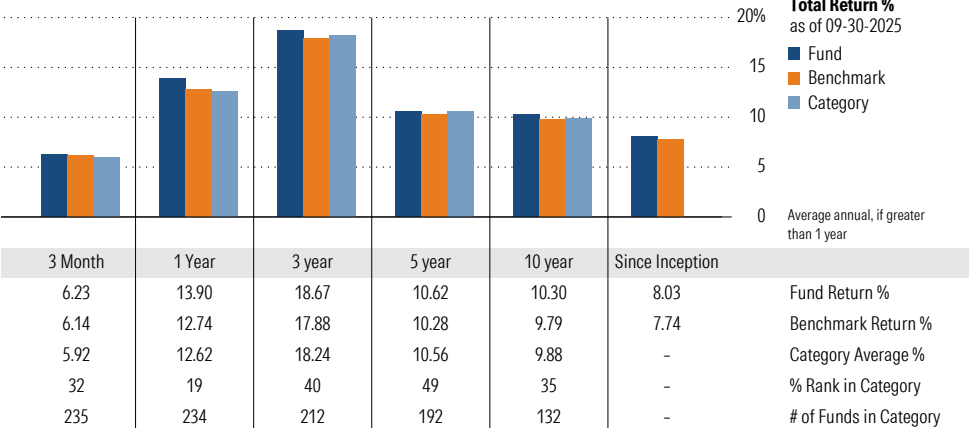
ESG Metrics

Metric	Rating	Updated
Sustainability Rating	3	08-31-2025
Carbon Risk Score	Low Risk	12-31-2022
ESG Commitment	1-Low	02-15-2022

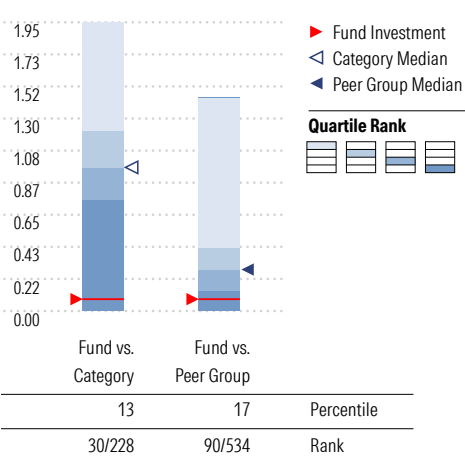
Growth of \$10,000



Trailing Performance



Net Expense



Peer group is a subset of the category and includes funds with the same management style (active vs. passive) and similar share class characteristics.

3-Year Risk Metrics

	Fund	Bmark	Cat
Alpha	1.82	-	0.95
Beta	0.93	-	0.96
R-Squared	98.70	-	97.50
Standard Deviation	10.96	11.72	11.37
Sharpe Ratio	1.18	1.05	1.10
Tracking Error	1.50	-	1.82
Information Ratio	0.53	-	0.23
Up Capture Ratio	98.02	-	98.15
Down Capture Ratio	88.60	-	92.88

Portfolio Metrics

	Fund	Bmark	Cat
Price/Earnings Ratio	21.53	21.94	22.48
Price/Book Ratio	2.88	2.95	3.20
Avg Eff Duration	6.08	-	6.58

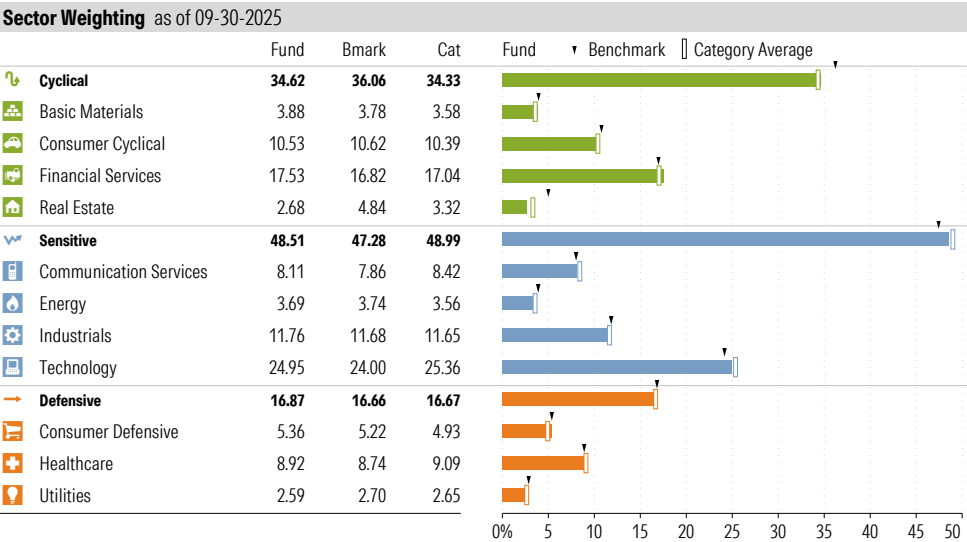
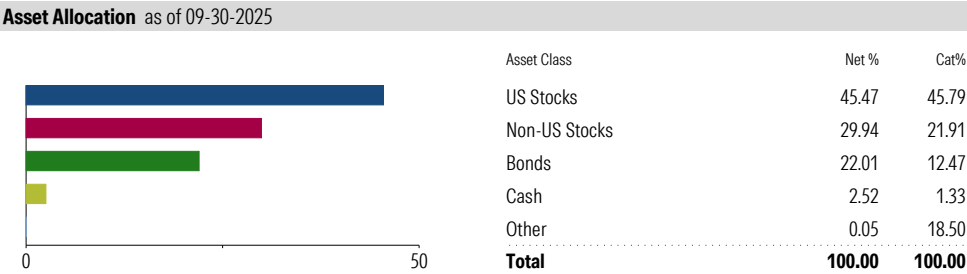
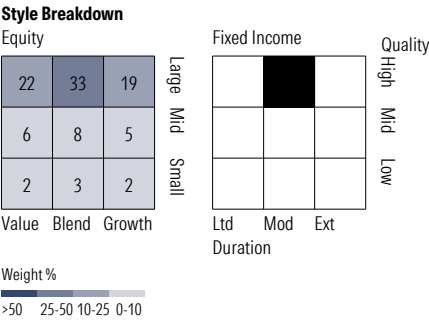
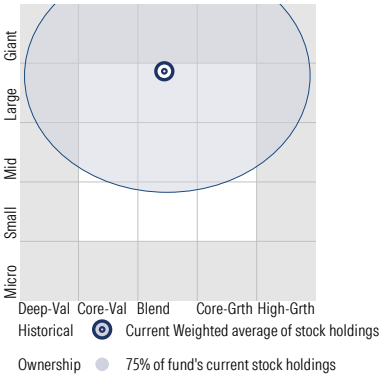
# Vanguard Target Retirement 2040 Fund VFORX

Morningstar Category  
Target-Date 2040

Morningstar Index  
Morningstar Lifetime Mod 2040 TR USD

## Style Analysis as of 09-30-2025

Morningstar Style Box™



### Top 6 Holdings as of 09-30-2025

Name	Maturity Date	% Net Asset	Cumulative %	YTD Return %	Morningstar Sector
⊖ Vanguard Total Stock Mkt Idx Instl Pls	-	45.62	45.62	-	-
⊕ Vanguard Total Intl Stock Index Inv	-	30.65	76.27	-	-
⊕ Vanguard Total Bond Market II Idx Inv	-	16.46	92.73	-	-
⊕ Vanguard Total Intl Bd II Idx Instl	-	6.69	99.42	-	-
⊕ Mktliq 12/31/2049	-	0.55	99.97	-	-
⊕ Us Dollar	-	0.03	100.00	-	-

**Total Holdings 6**

⊕ Increase ⊖ Decrease ✱ New to Portfolio

Vanguard Target Retirement 2045 Fund VTIVX

Morningstar Category  
Target-Date 2045

Morningstar Index  
Morningstar Lifetime Mod 2045 TR USD

Portfolio Manager(s)

Walter Nejman since 02-2013  
Aur lie Denis since 02-2023  
Michael Roach since 02-2023  
Roger Aliaga-Diaz since 02-2023

Quantitative Screens

- Performance: The fund has finished in the Target-Date 2045 category's top three quartiles in 10 of the 10 years it's been in existence.
- Management: The fund's management has been in place for 12.61 years.
- Style: The fund has landed in its primary style box — Large Blend — 97.06 % of the time over the past three years.
- Net Expense: The fund's expense ratio of 0.08 is 86.21% lower than the Target-Date 2045 category average.

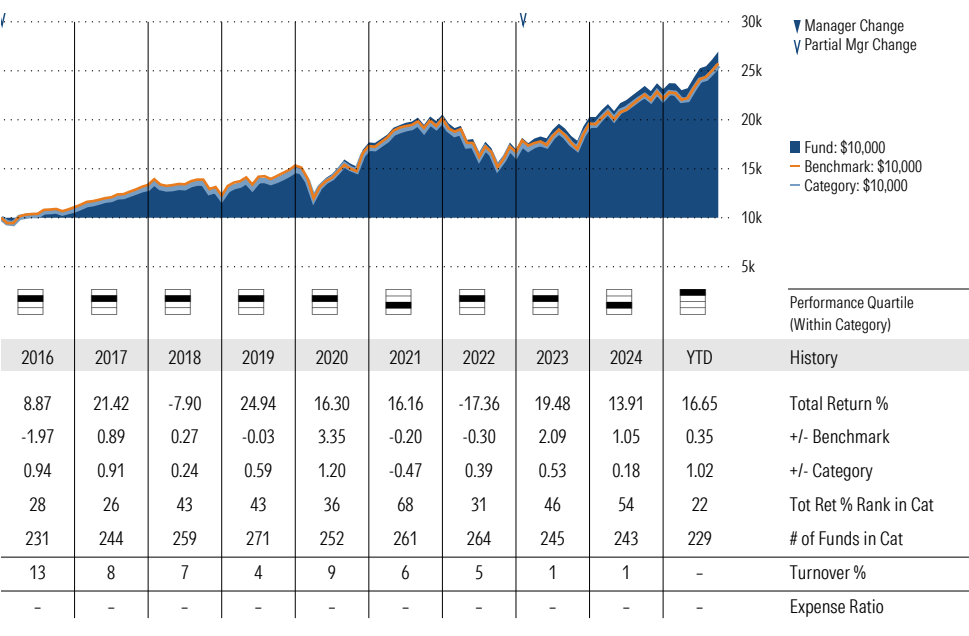
Morningstar Investment Management LLC Analysis

This fund passes all of Morningstar Investment Management's quantitative screens. Morningstar Investment Management has also assessed the fund from a qualitative perspective and, as a fiduciary, is comfortable recommending the fund's use in retirement plans.

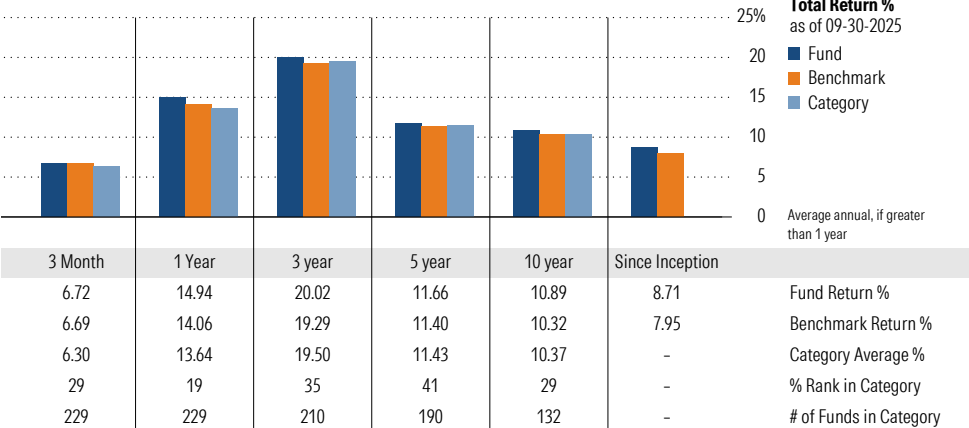
ESG Metrics

Metric	Rating	Updated
Sustainability Rating	3	08-31-2025
Carbon Risk Score	Low Risk	12-31-2022
ESG Commitment	1-Low	02-15-2022

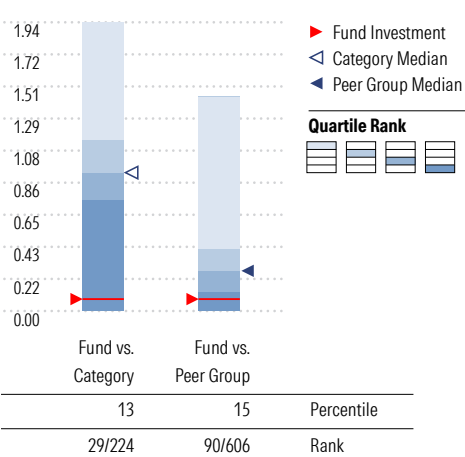
Growth of \$10,000



Trailing Performance



Net Expense



Peer group is a subset of the category and includes funds with the same management style (active vs. passive) and similar share class characteristics.

3-Year Risk Metrics

	Fund	Bmark	Cat
Alpha	1.68	-	0.76
Beta	0.94	-	0.96
R-Squared	98.64	-	97.49
Standard Deviation	11.60	12.27	11.98
Sharpe Ratio	1.22	1.10	1.14
Tracking Error	1.55	-	1.90
Information Ratio	0.47	-	0.13
Up Capture Ratio	98.21	-	98.34
Down Capture Ratio	89.74	-	94.50

Portfolio Metrics

	Fund	Bmark	Cat
Price/Earnings Ratio	21.50	21.76	22.47
Price/Book Ratio	2.87	2.92	3.20
Avg Eff Duration	6.08	-	7.22

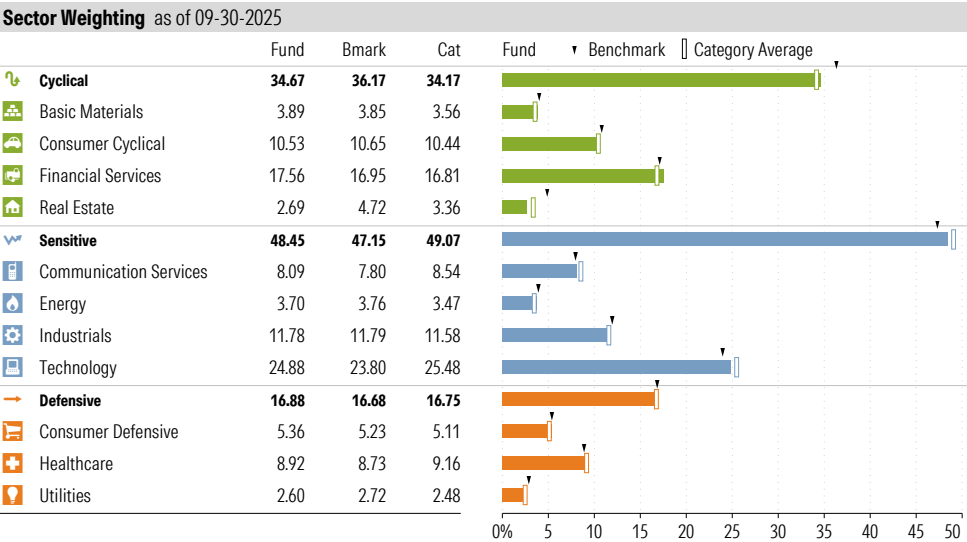
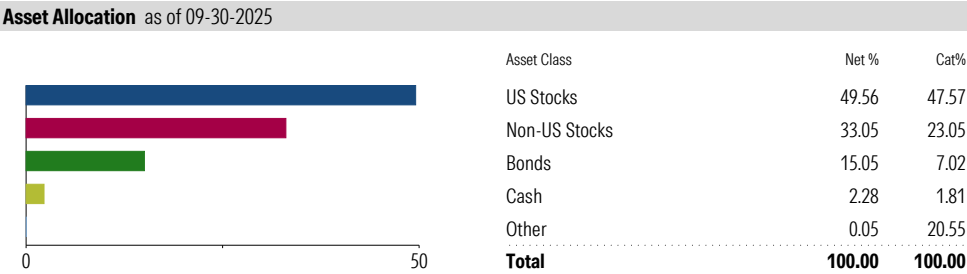
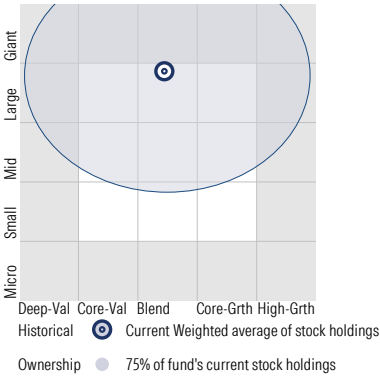
# Vanguard Target Retirement 2045 Fund VTIVX

Morningstar Category  
Target-Date 2045

Morningstar Index  
Morningstar Lifetime Mod 2045 TR USD

## Style Analysis as of 09-30-2025

Morningstar Style Box™



### Top 6 Holdings as of 09-30-2025

Name	Maturity Date	% Net Asset	Cumulative %	YTD Return %	Morningstar Sector
⊖ Vanguard Total Stock Mkt Idx Instl Pls	-	49.72	49.72	-	-
⊕ Vanguard Total Intl Stock Index Inv	-	33.84	83.56	-	-
⊕ Vanguard Total Bond Market II Idx Inv	-	11.36	94.91	-	-
⊕ Vanguard Total Intl Bd II Idx Instl	-	4.47	99.39	-	-
⊕ Mktliq 12/31/2049	-	0.58	99.97	-	-
⊕ Us Dollar	-	0.03	100.00	-	-

**Total Holdings 6**

⊕ Increase ⊖ Decrease ✱ New to Portfolio



Vanguard Target Retirement 2050 Fund VFIFX

Morningstar Category  
Target-Date 2050

Morningstar Index  
Morningstar Lifetime Mod 2050 TR USD

Portfolio Manager(s)

Walter Nejman since 02-2013  
Aur lie Denis since 02-2023  
Michael Roach since 02-2023  
Roger Aliaga-Diaz since 02-2023

Quantitative Screens

- Performance: The fund has finished in the Target-Date 2050 category's top three quartiles in 10 of the 10 years it's been in existence.
- Management: The fund's management has been in place for 12.61 years.
- Style: The fund has landed in its primary style box — Large Blend — 100 % of the time over the past three years.
- Net Expense: The fund's expense ratio of 0.08 is 86.21% lower than the Target-Date 2050 category average.

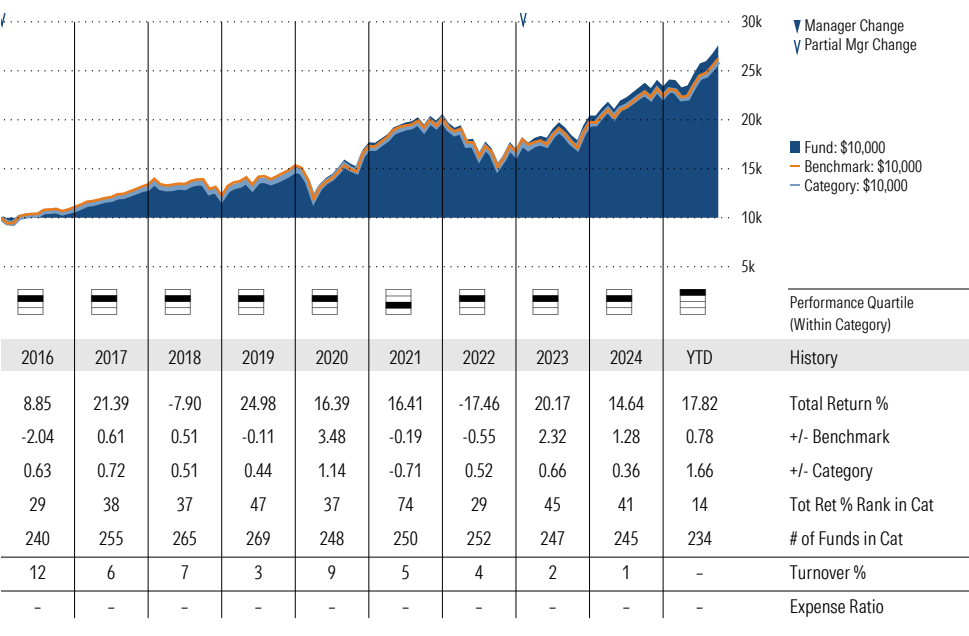
Morningstar Investment Management LLC Analysis

This fund passes all of Morningstar Investment Management's quantitative screens. Morningstar Investment Management has also assessed the fund from a qualitative perspective and, as a fiduciary, is comfortable recommending the fund's use in retirement plans.

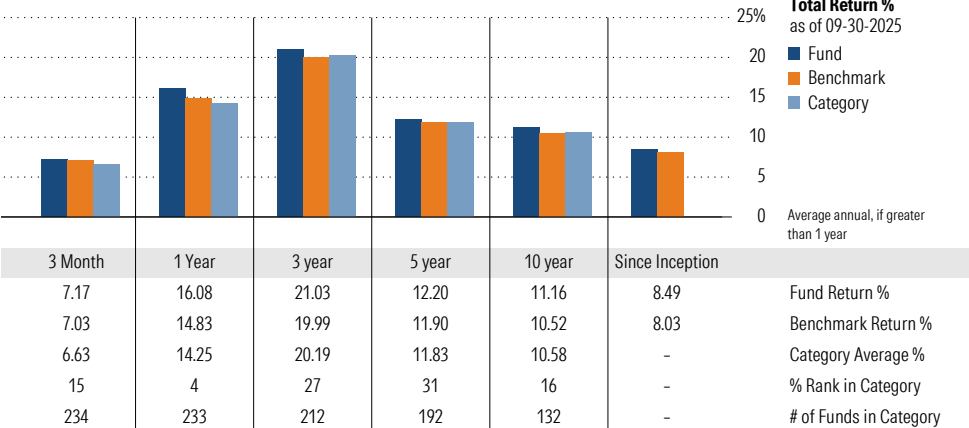
ESG Metrics

Metric	Rating	Updated
Sustainability Rating	3	08-31-2025
Carbon Risk Score	Low Risk	12-31-2022
ESG Commitment	1-Low	02-15-2022

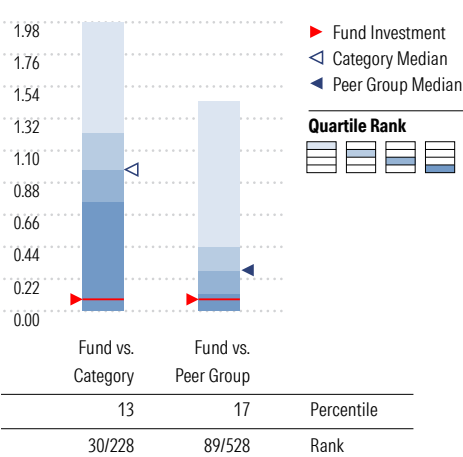
Growth of \$10,000



Trailing Performance



Net Expense



Peer group is a subset of the category and includes funds with the same management style (active vs. passive) and similar share class characteristics.

3-Year Risk Metrics

	Fund	Bmark	Cat
Alpha	1.73	-	0.68
Beta	0.95	-	0.97
R-Squared	98.58	-	97.39
Standard Deviation	12.04	12.56	12.37
Sharpe Ratio	1.25	1.13	1.16
Tracking Error	1.56	-	1.96
Information Ratio	0.67	-	0.14
Up Capture Ratio	99.64	-	98.85
Down Capture Ratio	91.28	-	95.55

Portfolio Metrics

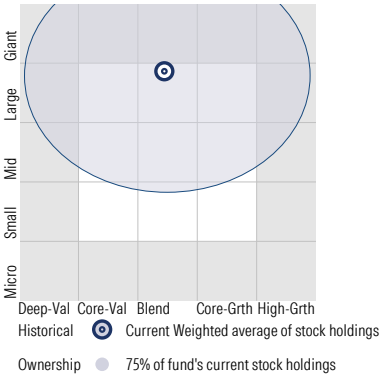
	Fund	Bmark	Cat
Price/Earnings Ratio	21.51	21.60	22.32
Price/Book Ratio	2.88	2.88	3.21
Avg Eff Duration	6.09	-	8.45

# Vanguard Target Retirement 2050 Fund VFIFX

Morningstar Category  
Target-Date 2050

Morningstar Index  
Morningstar Lifetime Mod 2050 TR USD

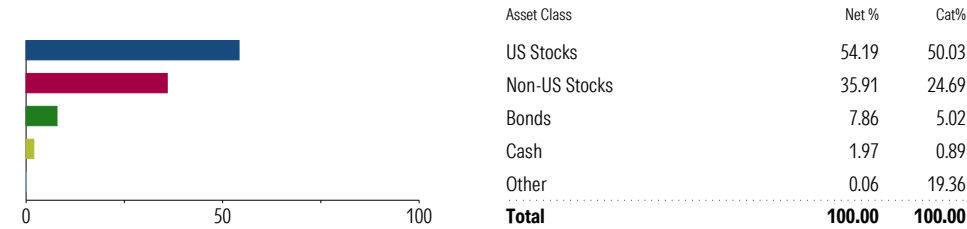
Style Analysis as of 09-30-2025  
Morningstar Style Box™



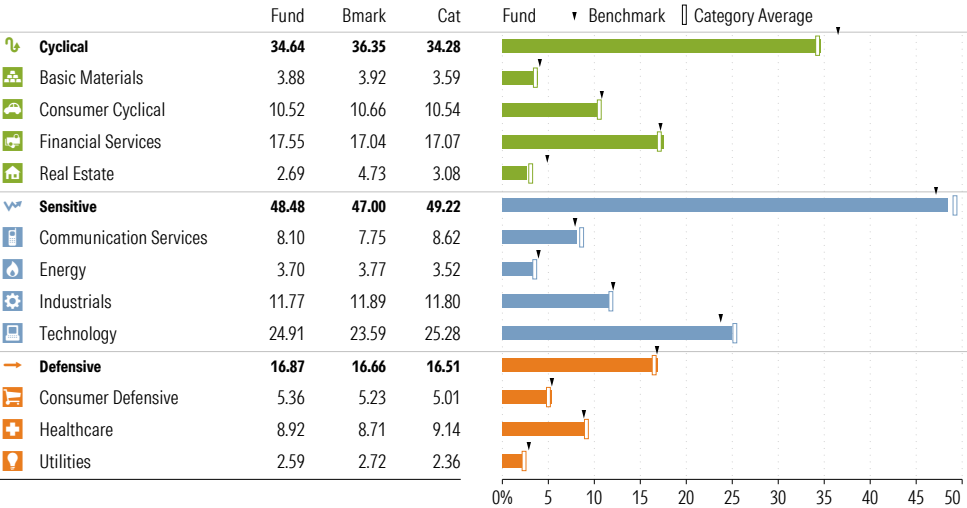
Style Breakdown



Asset Allocation as of 09-30-2025



Sector Weighting as of 09-30-2025



Top 6 Holdings as of 09-30-2025

Name	Maturity Date	% Net Asset	Cumulative %	YTD Return %	Morningstar Sector
⊕ Vanguard Total Stock Mkt Idx Instl Pls	-	54.38	54.38	-	-
⊖ Vanguard Total Intl Stock Index Inv	-	36.76	91.14	-	-
⊕ Vanguard Total Bond Market II Idx Inv	-	5.83	96.97	-	-
⊕ Vanguard Total Intl Bd II Idx Instl	-	2.43	99.40	-	-
⊕ Mktliq 12/31/2049	-	0.57	99.97	-	-
⊕ Us Dollar	-	0.03	100.00	-	-

Total Holdings 6

⊕ Increase ⊖ Decrease ✱ New to Portfolio

Vanguard Target Retirement 2055 Fund VFFVX

Morningstar Category Target-Date 2055 Morningstar Index Morningstar Lifetime Mod 2055 TR USD

Portfolio Manager(s)

Walter Nejman since 02-2013  
Aur lie Denis since 02-2023  
Michael Roach since 02-2023  
Roger Aliaga-Diaz since 02-2023

Quantitative Screens

- Performance: The fund has finished in the Target-Date 2055 category's top three quartiles in 9 of the 10 years it's been in existence.
- Management: The fund's management has been in place for 12.61 years.
- Style: The fund has landed in its primary style box — Large Blend — 100 % of the time over the past three years.
- Net Expense: The fund's expense ratio of 0.08 is 86.44% lower than the Target-Date 2055 category average.

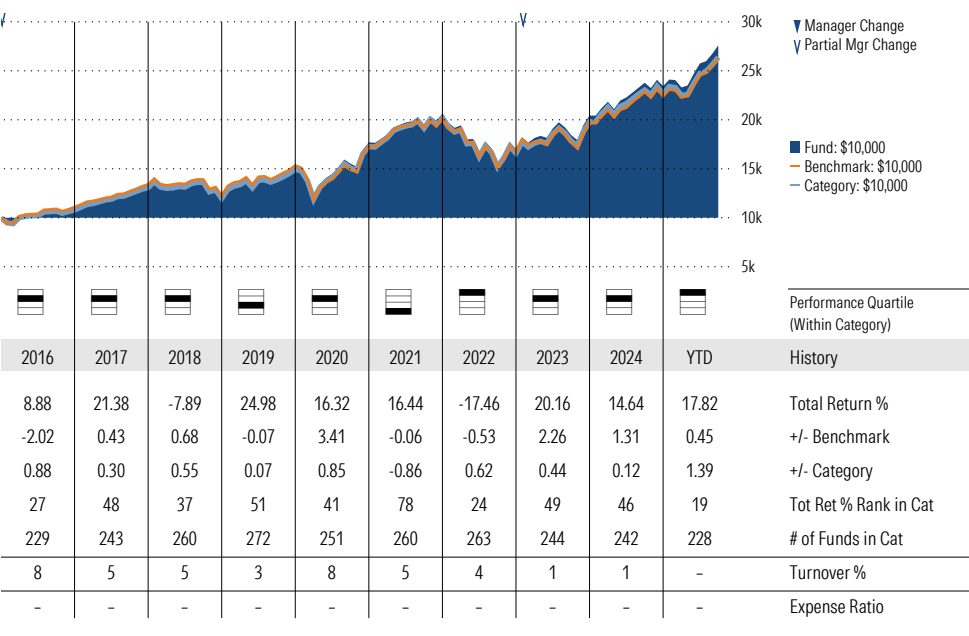
Morningstar Investment Management LLC Analysis

This fund passes all of Morningstar Investment Management's quantitative screens. Morningstar Investment Management has also assessed the fund from a qualitative perspective and, as a fiduciary, is comfortable recommending the fund's use in retirement plans.

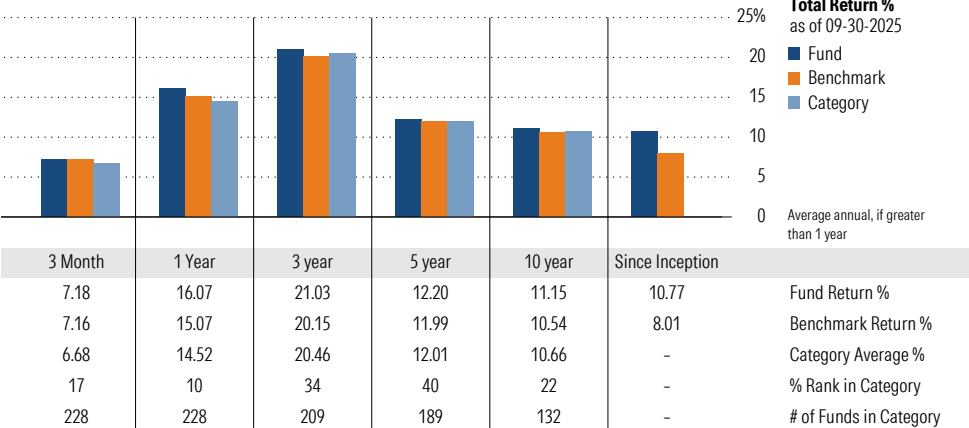
ESG Metrics

Metric	Rating	Updated
Sustainability Rating	3	08-31-2025
Carbon Risk Score	Low Risk	12-31-2022
ESG Commitment	1-Low	02-15-2022

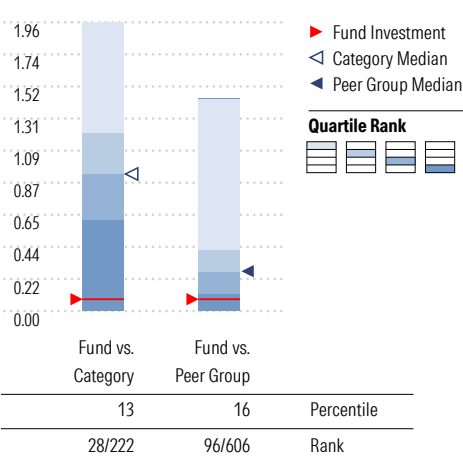
Growth of \$10,000



Trailing Performance



Net Expense



Peer group is a subset of the category and includes funds with the same management style (active vs. passive) and similar share class characteristics.

3-Year Risk Metrics

	Fund	Bmark	Cat
Alpha	1.72	-	0.76
Beta	0.95	-	0.98
R-Squared	98.55	-	97.35
Standard Deviation	12.05	12.65	12.51
Sharpe Ratio	1.25	1.13	1.17
Tracking Error	1.60	-	2.01
Information Ratio	0.55	-	0.19
Up Capture Ratio	98.92	-	99.41
Down Capture Ratio	90.65	-	95.80

Portfolio Metrics

	Fund	Bmark	Cat
Price/Earnings Ratio	21.49	21.45	22.08
Price/Book Ratio	2.87	2.85	3.12
Avg Eff Duration	6.10	-	9.18

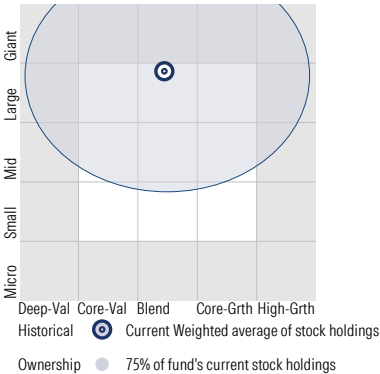
# Vanguard Target Retirement 2055 Fund VFFVX

Morningstar Category  
Target-Date 2055

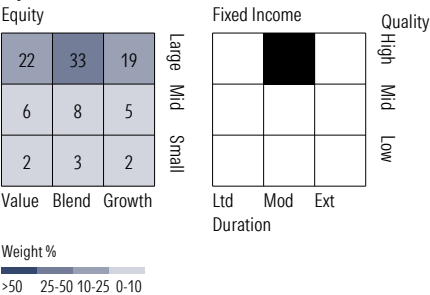
Morningstar Index  
Morningstar Lifetime Mod 2055 TR USD

## Style Analysis as of 09-30-2025

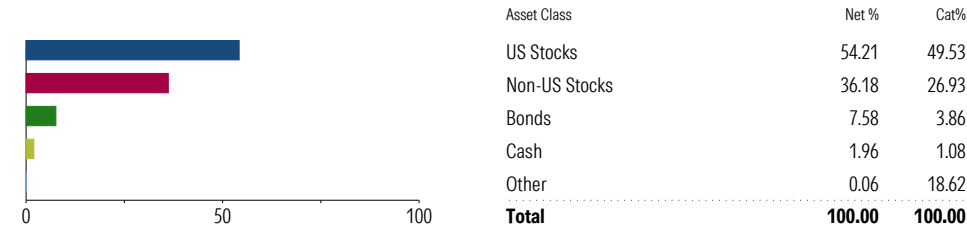
Morningstar Style Box™



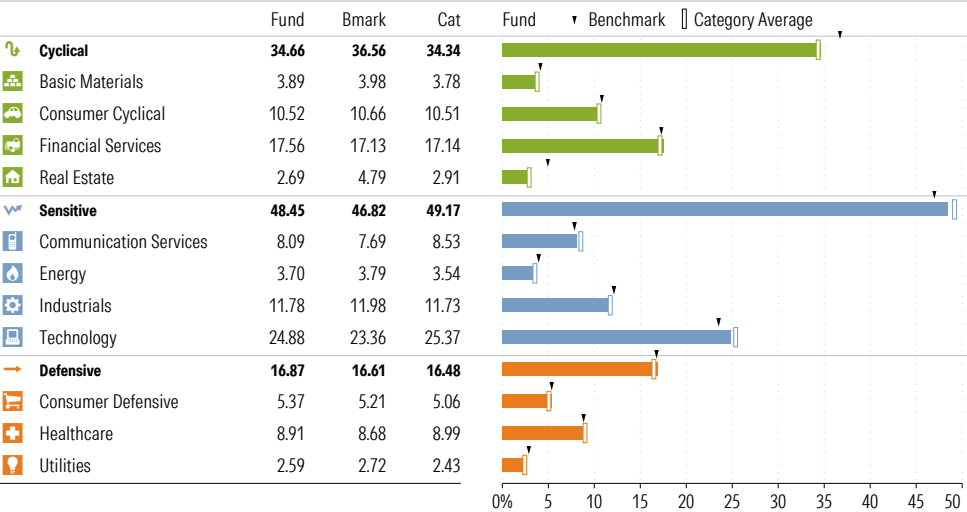
## Style Breakdown



## Asset Allocation as of 09-30-2025



## Sector Weighting as of 09-30-2025



## Top 6 Holdings as of 09-30-2025

Name	Maturity Date	% Net Asset	Cumulative %	YTD Return %	Morningstar Sector
⊕ Vanguard Total Stock Mkt Idx Instl Pls	-	54.39	54.39	-	-
⊕ Vanguard Total Intl Stock Index Inv	-	37.04	91.44	-	-
⊕ Vanguard Total Bond Market II Idx Inv	-	5.54	96.98	-	-
⊕ Vanguard Total Intl Bd II Idx Instl	-	2.43	99.40	-	-
⊕ Mktliq 12/31/2049	-	0.56	99.96	-	-
⊕ Us Dollar	-	0.04	100.00	-	-

## Total Holdings 6

⊕ Increase ⊖ Decrease ✱ New to Portfolio

Vanguard Target Retirement 2060 Fund VTTSX

Morningstar Category  
Target-Date 2060

Morningstar Index  
Morningstar Mod Tgt Risk TR USD

Portfolio Manager(s)

Walter Nejman since 02-2013  
Aur lie Denis since 02-2023  
Michael Roach since 02-2023  
Roger Aliaga-Diaz since 02-2023

Quantitative Screens

- Performance: The fund has finished in the Target-Date 2060 category's top three quartiles in 9 of the 10 years it's been in existence.
- Management: The fund's management has been in place for 12.61 years.
- Style: The fund has landed in its primary style box — Large Blend — 100 % of the time over the past three years.
- Net Expense: The fund's expense ratio of 0.08 is 86.44% lower than the Target-Date 2060 category average.

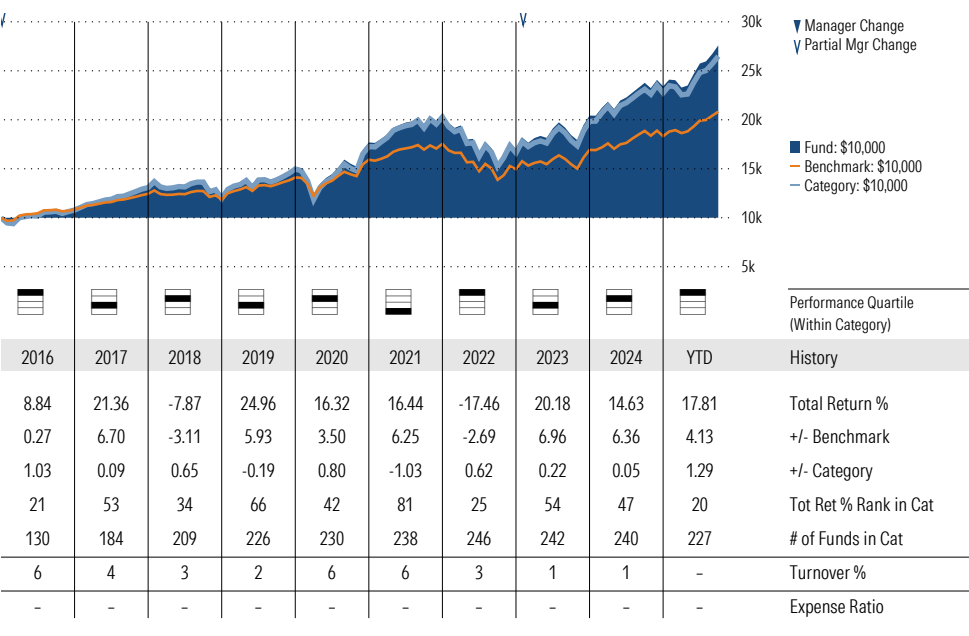
Morningstar Investment Management LLC Analysis

This fund passes all of Morningstar Investment Management's quantitative screens. Morningstar Investment Management has also assessed the fund from a qualitative perspective and, as a fiduciary, is comfortable recommending the fund's use in retirement plans.

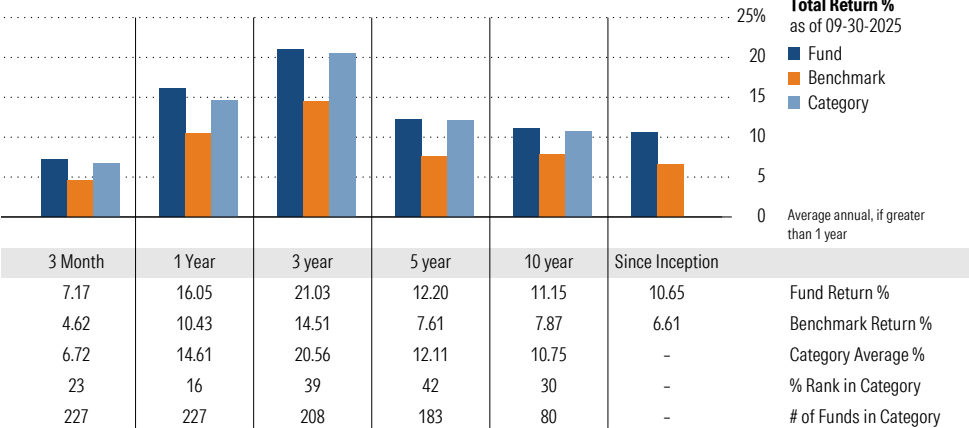
ESG Metrics

Metric	Rating	Updated
Sustainability Rating	3	08-31-2025
Carbon Risk Score	Low Risk	12-31-2022
ESG Commitment	1-Low	02-15-2022

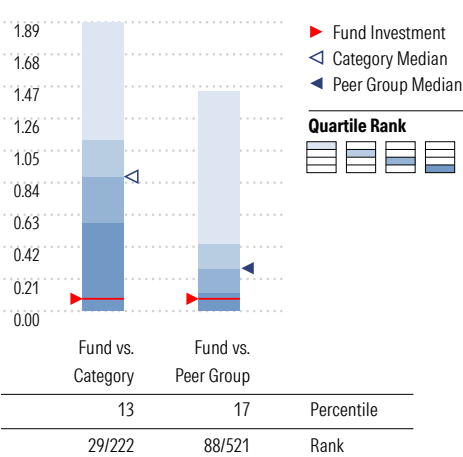
Growth of \$10,000



Trailing Performance



Net Expense



Peer group is a subset of the category and includes funds with the same management style (active vs. passive) and similar share class characteristics.

3-Year Risk Metrics

	Fund	Bmark	Cat
Alpha	2.96	-	2.14
Beta	1.20	-	1.24
R-Squared	94.78	-	92.47
Standard Deviation	12.04	9.73	12.58
Sharpe Ratio	1.25	0.94	1.17
Tracking Error	3.40	-	4.18
Information Ratio	1.92	-	1.47
Up Capture Ratio	130.90	-	131.78
Down Capture Ratio	113.81	-	119.76

Portfolio Metrics

	Fund	Bmark	Cat
Price/Earnings Ratio	21.50	20.75	22.08
Price/Book Ratio	2.87	2.63	3.14
Avg Eff Duration	6.10	-	8.93

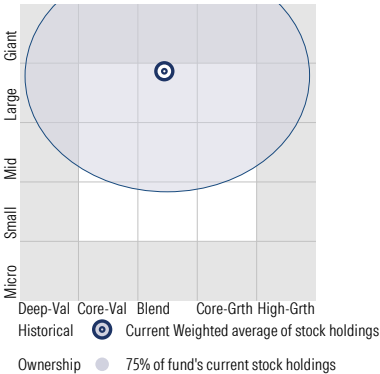
# Vanguard Target Retirement 2060 Fund VTTSX

Morningstar Category  
Target-Date 2060

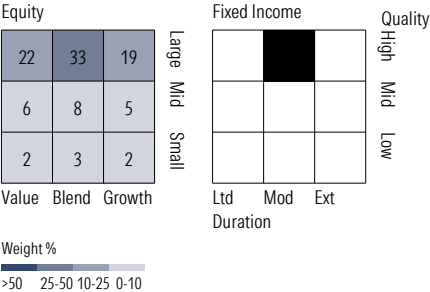
Morningstar Index  
Morningstar Mod Tgt Risk TR USD

## Style Analysis as of 09-30-2025

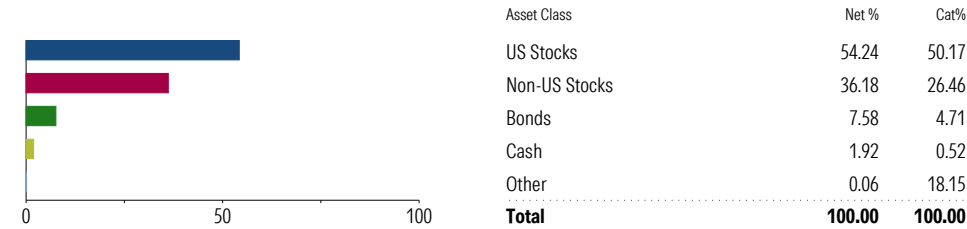
Morningstar Style Box™



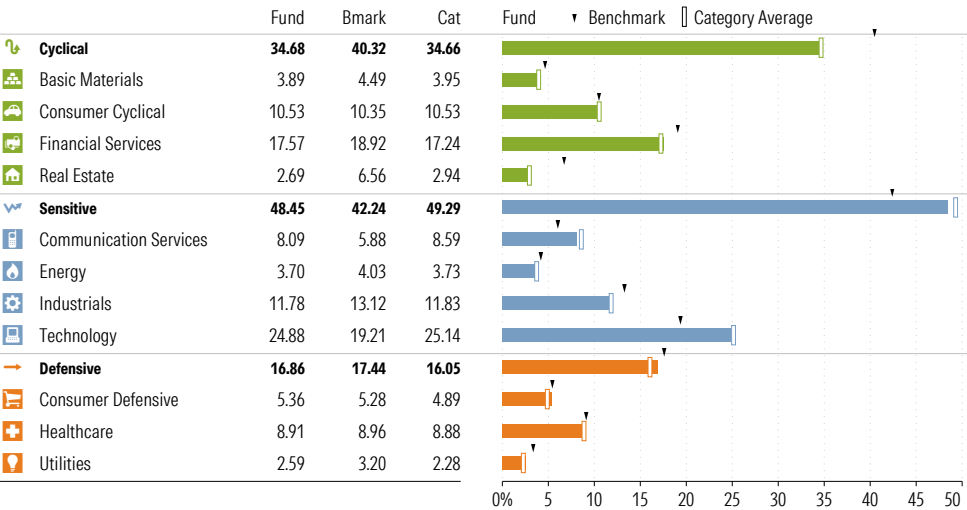
## Style Breakdown



## Asset Allocation as of 09-30-2025



## Sector Weighting as of 09-30-2025



## Top 6 Holdings as of 09-30-2025

Name	Maturity Date	% Net Asset	Cumulative %	YTD Return %	Morningstar Sector
⊕ Vanguard Total Stock Mkt Idx Instl Pls	-	54.42	54.42	-	-
⊕ Vanguard Total Intl Stock Index Inv	-	37.05	91.47	-	-
⊕ Vanguard Total Bond Market II Idx Inv	-	5.54	97.01	-	-
⊕ Vanguard Total Intl Bd II Idx Instl	-	2.43	99.44	-	-
⊕ Mktliq 12/31/2049	-	0.55	99.99	-	-
⊖ Us Dollar	-	0.01	100.00	-	-

## Total Holdings 6

⊕ Increase ⊖ Decrease ✱ New to Portfolio

Vanguard Target Retirement 2065 Fund VLXVX

Morningstar Category  
Target-Date 2065+  
Morningstar Index  
Morningstar Mod Tgt Risk TR USD

Portfolio Manager(s)

Walter Nejman since 07-2017  
Aur lie Denis since 02-2023  
Michael Roach since 02-2023  
Roger Aliaga-Diaz since 02-2023

Quantitative Screens

- Performance: The fund has finished in the Target-Date 2065+ category's top three quartiles in 6 of the 8 years it's been in existence.
- Management: The fund's management has been in place for 8.22 years.
- Style: The fund has landed in its primary style box — Large Blend — 100 % of the time over the past three years.
- Net Expense: The fund's expense ratio of 0.08 is 86.21% lower than the Target-Date 2065+ category average.

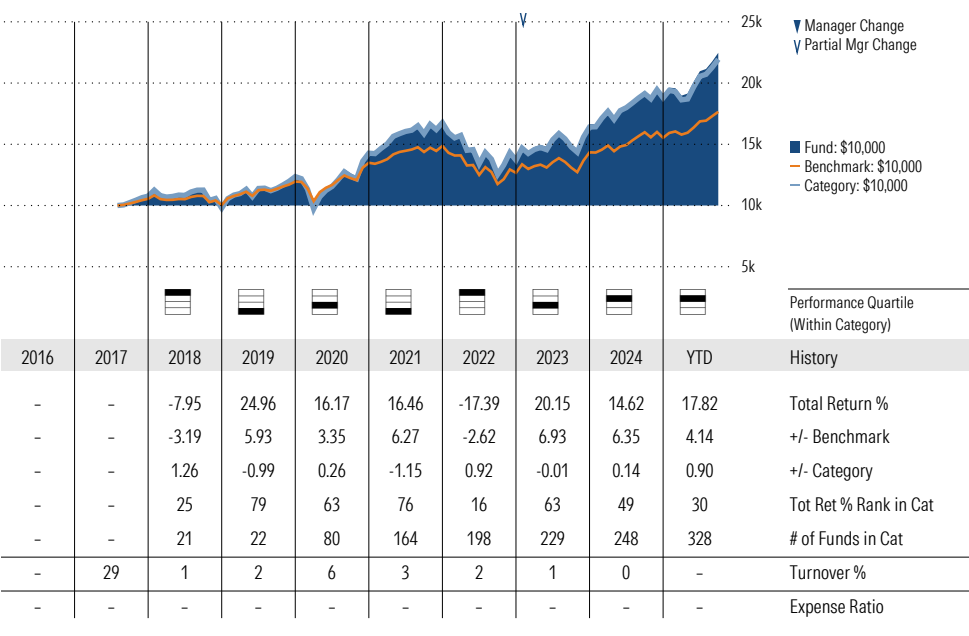
Morningstar Investment Management LLC Analysis

This fund passes all of Morningstar Investment Management's quantitative screens. Morningstar Investment Management has also assessed the fund from a qualitative perspective and, as a fiduciary, is comfortable recommending the fund's use in retirement plans.

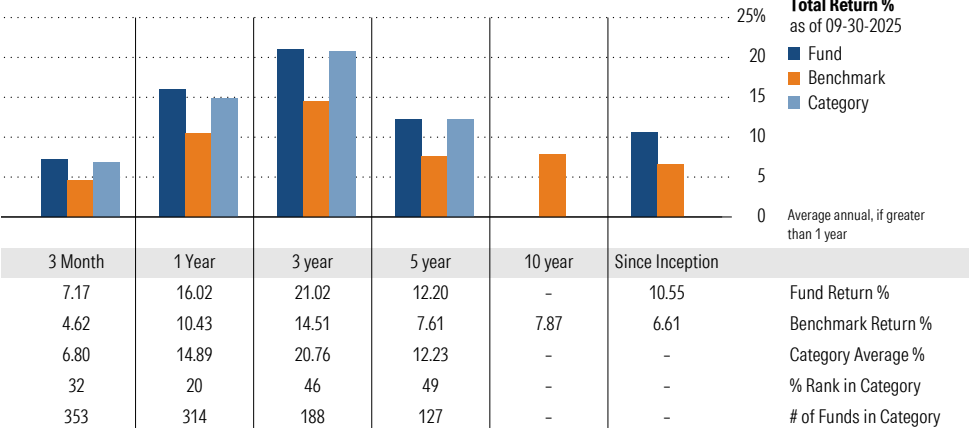
ESG Metrics

Metric	Rating	Updated
Sustainability Rating	3	08-31-2025
Carbon Risk Score	Low Risk	12-31-2022
ESG Commitment	1-Low	02-15-2022

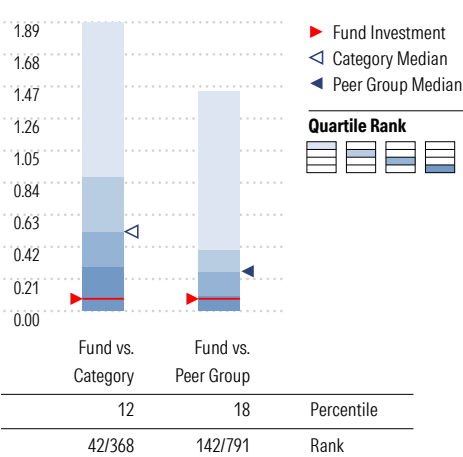
Growth of \$10,000



Trailing Performance



Net Expense



Peer group is a subset of the category and includes funds with the same management style (active vs. passive) and similar share class characteristics.

3-Year Risk Metrics

	Fund	Bmark	Cat
Alpha	2.97	-	2.69
Beta	1.20	-	1.24
R-Squared	94.81	-	91.96
Standard Deviation	12.03	9.73	13.00
Sharpe Ratio	1.25	0.94	1.18
Tracking Error	3.38	-	4.64
Information Ratio	1.92	-	1.51
Up Capture Ratio	130.79	-	132.60
Down Capture Ratio	113.64	-	117.99

Portfolio Metrics

	Fund	Bmark	Cat
Price/Earnings Ratio	21.50	20.75	22.13
Price/Book Ratio	2.87	2.63	3.10
Avg Eff Duration	6.10	-	9.00

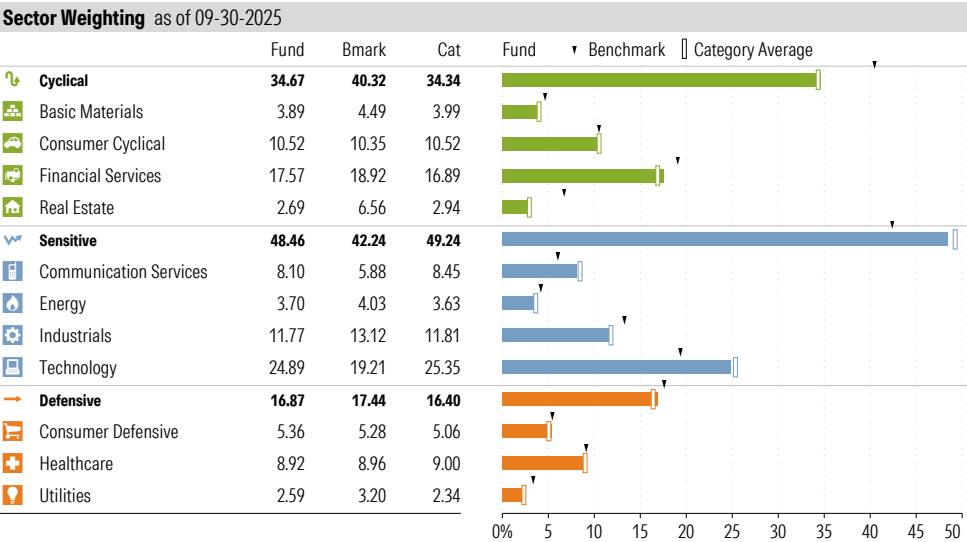
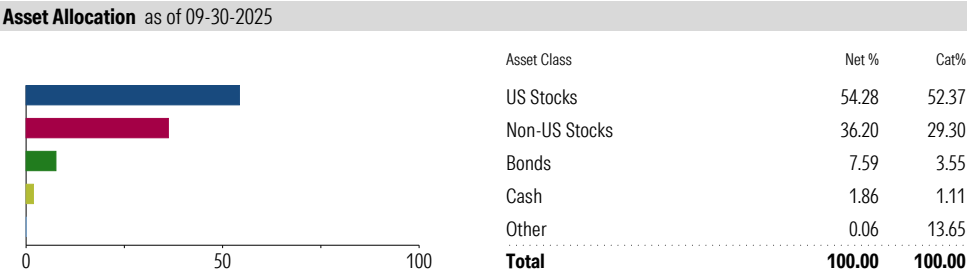
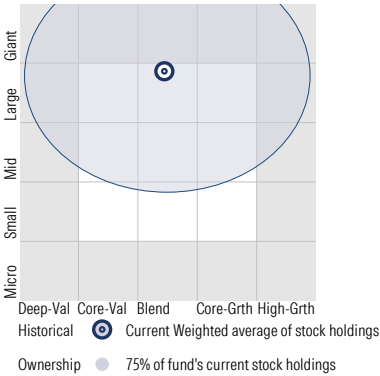
# Vanguard Target Retirement 2065 Fund VLXVX

Morningstar Category  
Target-Date 2065+

Morningstar Index  
Morningstar Mod Tgt Risk TR USD

Style Analysis as of 09-30-2025

Morningstar Style Box™



Top 6 Holdings as of 09-30-2025

Name	Maturity Date	% Net Asset	Cumulative %	YTD Return %	Morningstar Sector
⊕ Vanguard Total Stock Mkt Idx Instl Pls	-	54.46	54.46	-	-
⊕ Vanguard Total Intl Stock Index Inv	-	37.06	91.52	-	-
⊕ Vanguard Total Bond Market II Idx Inv	-	5.54	97.07	-	-
⊕ Vanguard Total Intl Bd II Idx Instl	-	2.43	99.50	-	-
⊕ Mktliq 12/31/2049	-	0.51	100.01	-	-
⊕ Us Dollar	-	0.01	100.02	-	-

Total Holdings 6

⊕ Increase ⊖ Decrease ✱ New to Portfolio



Vanguard Target Retirement 2070 Fund VSVNX

Morningstar Category  
Target-Date 2065+  
Morningstar Index  
Morningstar Mod Tgt Risk TR USD

Portfolio Manager(s)

Walter Nejman since 06-2022  
Aur lie Denis since 02-2023  
Michael Roach since 02-2023  
Roger Aliaga-Diaz since 02-2023

Quantitative Screens

- Performance: The fund has finished in the Target-Date 2065+ category's top three quartiles in 3 of the 3 years it's been in existence.
- Management: The fund's management has been in place for 3.26 years.
- Style: The fund has landed in its primary style box — Large Blend — 100 % of the time over the past three years.
- Net Expense: The fund's expense ratio of 0.53 is 8.62% lower than the Target-Date 2065+ category average.

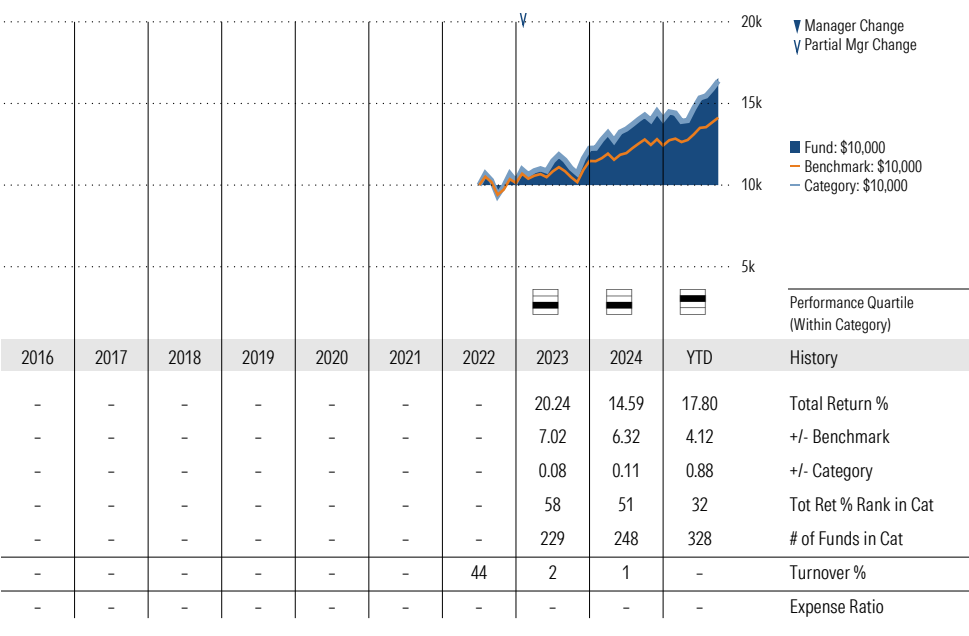
Morningstar Investment Management LLC Analysis

This fund fails the manager tenure screen due to a limited history for this target-date vintage.

ESG Metrics

Metric	Rating	Updated
Sustainability Rating	3	08-31-2025
Carbon Risk Score	Low Risk	12-31-2022

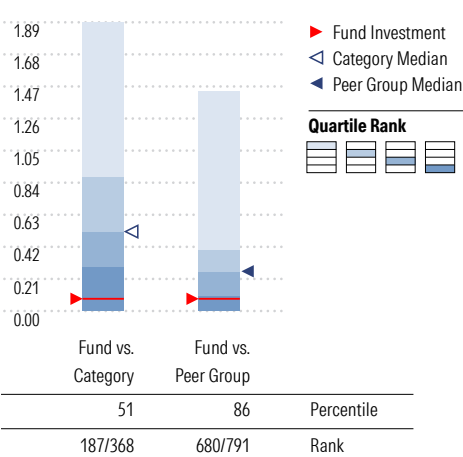
Growth of \$10,000



Trailing Performance



Net Expense



Peer group is a subset of the category and includes funds with the same management style (active vs. passive) and similar share class characteristics.

3-Year Risk Metrics

	Fund	Bmark	Cat
Alpha	2.99	-	2.69
Beta	1.20	-	1.24
R-Squared	94.71	-	91.96
Standard Deviation	12.02	9.73	13.00
Sharpe Ratio	1.25	0.94	1.18
Tracking Error	3.40	-	4.64
Information Ratio	1.92	-	1.51
Up Capture Ratio	130.83	-	132.60
Down Capture Ratio	113.69	-	117.99

Portfolio Metrics

	Fund	Bmark	Cat
Price/Earnings Ratio	21.50	20.75	22.13
Price/Book Ratio	2.88	2.63	3.10
Avg Eff Duration	6.10	-	9.00

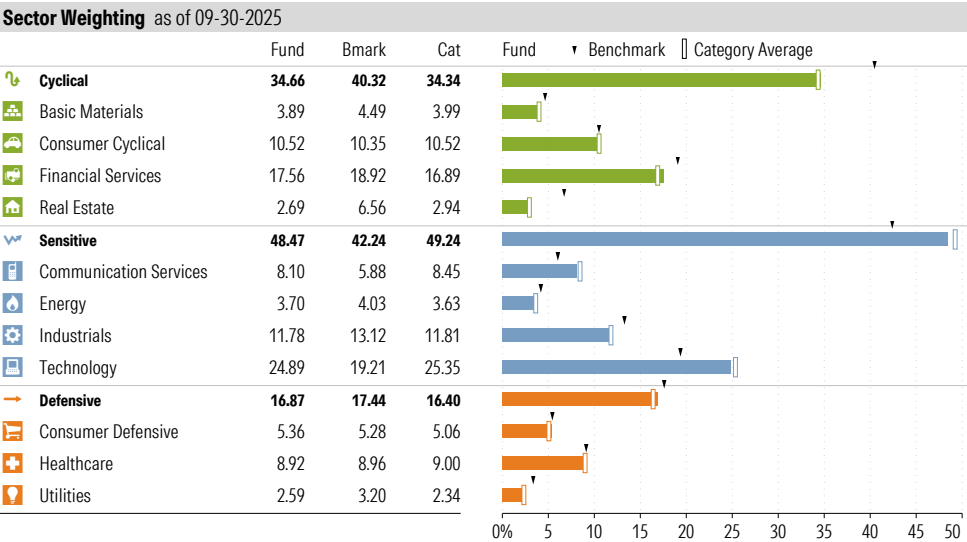
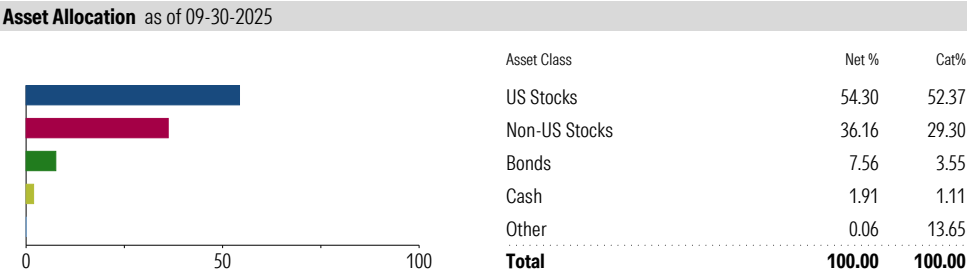
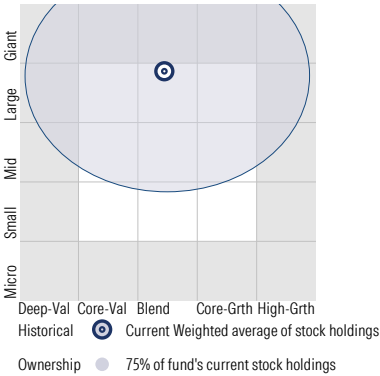
# Vanguard Target Retirement 2070 Fund VSVNX

Morningstar Category  
Target-Date 2065+

Morningstar Index  
Morningstar Mod Tgt Risk TR USD

Style Analysis as of 09-30-2025

Morningstar Style Box™



Top 6 Holdings as of 09-30-2025

Name	Maturity Date	% Net Asset	Cumulative %	YTD Return %	Morningstar Sector
⊕ Vanguard Total Stock Mkt Idx Instl Pls	-	54.48	54.48	-	-
⊕ Vanguard Total Intl Stock Index Inv	-	37.02	91.50	-	-
⊕ Vanguard Total Bond Market II Idx Inv	-	5.51	97.02	-	-
⊕ Vanguard Total Intl Bd II Idx Instl	-	2.44	99.45	-	-
⊖ Mktliq 12/31/2049	-	0.60	100.06	-	-
⊕ Us Dollar	-	0.06	100.11	-	-

Total Holdings 6

⊕ Increase ⊖ Decrease ✱ New to Portfolio

# Vanguard Target Retirement Income Fund VTINX

Morningstar Category  
Target-Date Retirement

Morningstar Index  
Morningstar Lifetime Mod Incm TR USD

### Portfolio Manager(s)

Walter Nejman since 02-2013  
Aur lie Denis since 02-2023  
Michael Roach since 02-2023  
Roger Aliaga-Diaz since 02-2023

### Quantitative Screens

- Performance: The fund has finished in the Target-Date Retirement category's top three quartiles in 10 of the 10 years it's been in existence.
- Management: The fund's management has been in place for 12.61 years.
- Style: The fund has landed in its primary style box — Large Blend — 100 % of the time over the past three years.
- Net Expense: The fund's expense ratio of 0.08 is 84.91% lower than the Target-Date Retirement category average.

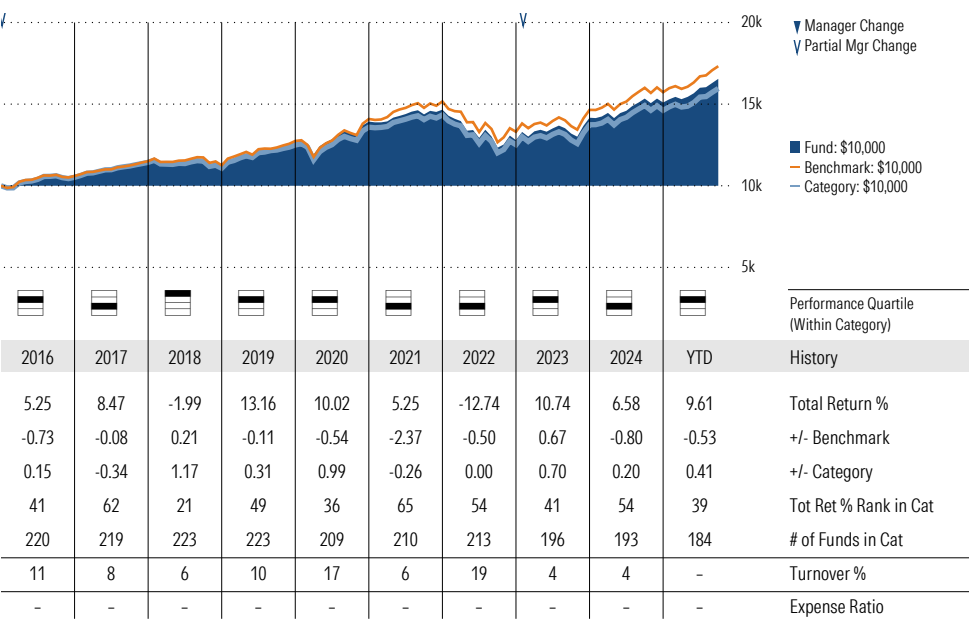
### Morningstar Investment Management LLC Analysis

This fund passes all of Morningstar Investment Management's quantitative screens. Morningstar Investment Management has also assessed the fund from a qualitative perspective and, as a fiduciary, is comfortable recommending the fund's use in retirement plans.

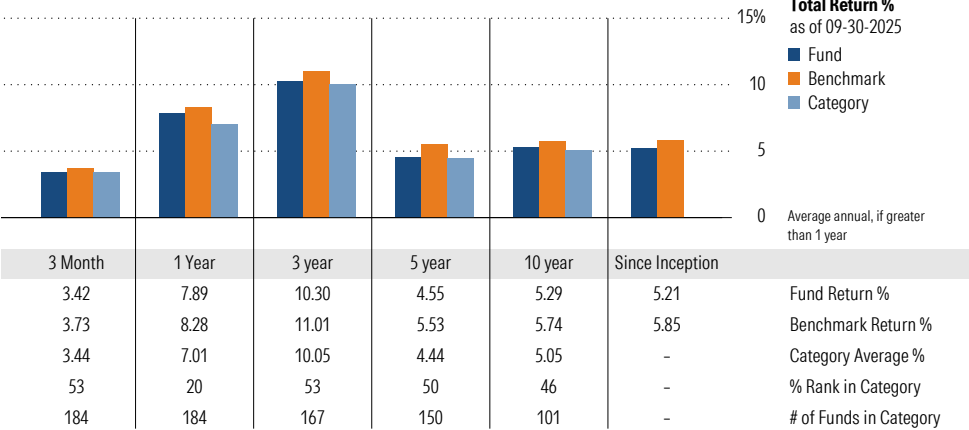
### ESG Metrics

Metric	Rating	Updated
Sustainability Rating	4	08-31-2025
ESG Commitment	1-Low	02-15-2022

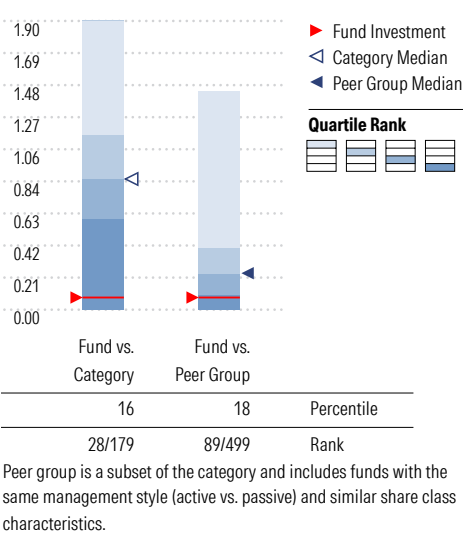
### Growth of \$10,000



### Trailing Performance



### Net Expense



### 3-Year Risk Metrics

	Fund	Bmark	Cat
Alpha	-0.25	-	-0.98
Beta	0.96	-	1.02
R-Squared	98.22	-	96.76
Standard Deviation	6.61	6.81	7.07
Sharpe Ratio	0.78	0.85	0.71
Tracking Error	0.92	-	1.41
Information Ratio	-0.78	-	-0.62
Up Capture Ratio	94.41	-	96.98
Down Capture Ratio	95.63	-	104.49

### Portfolio Metrics

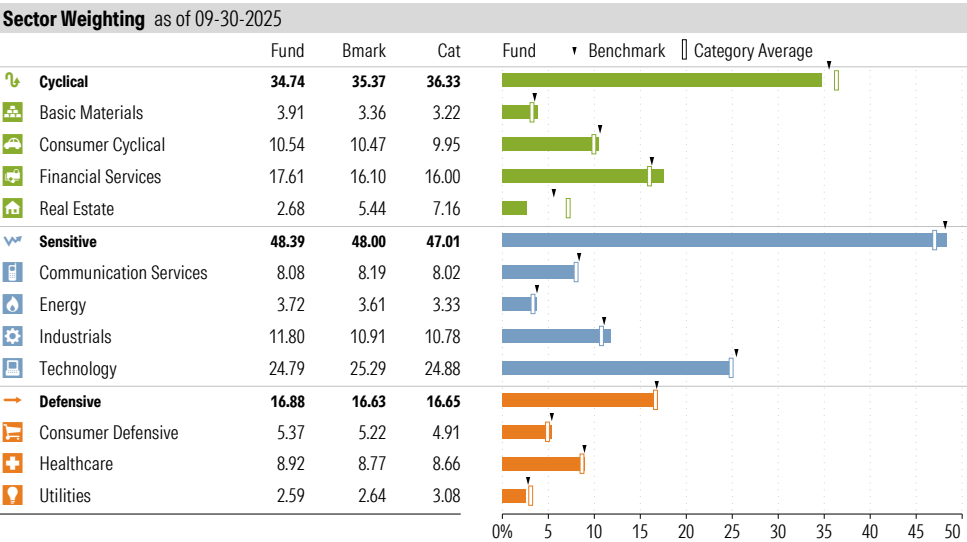
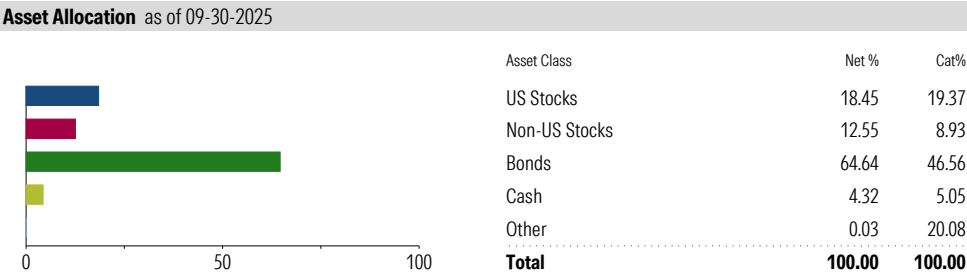
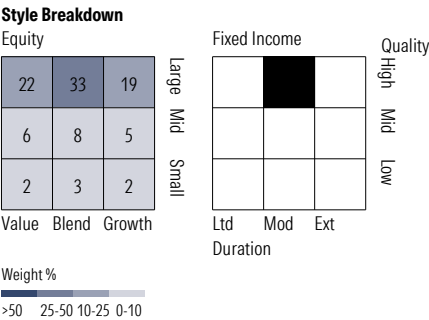
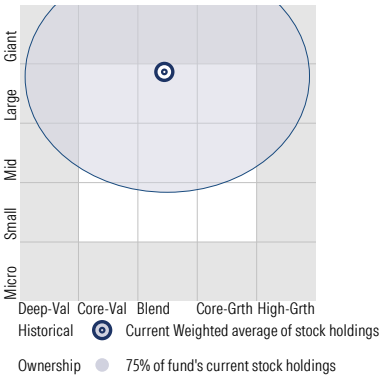
	Fund	Bmark	Cat
Price/Earnings Ratio	21.45	23.03	22.54
Price/Book Ratio	2.86	3.20	3.01
Avg Eff Duration	5.25	-	5.47

# Vanguard Target Retirement Income Fund VTINX

Morningstar Category  
Target-Date Retirement

Morningstar Index  
Morningstar Lifetime Mod Incm TR USD

Style Analysis as of 09-30-2025  
Morningstar Style Box™



Top 7 Holdings as of 09-30-2025						
Name	Maturity Date	% Net Asset	Cumulative %	YTD Return %	Morningstar Sector	
⊕ Vanguard Total Bond Market II Idx Inv	-	36.33	36.33	-	-	
⊖ Vanguard Total Stock Mkt Idx Instl Pls	-	18.51	54.84	-	-	
⊕ Vanguard Shrt-Term Infl-Prot Sec Idx Adm	-	16.17	71.02	-	-	
⊕ Vanguard Total Intl Bd II Idx Instl	-	15.37	86.38	-	-	
⊖ Vanguard Total Intl Stock Index Inv	-	12.85	99.23	-	-	
⊕ Mktliq 12/31/2049	-	0.72	99.96	-	-	
⊕ Us Dollar	-	0.04	100.00	-	-	

Total Holdings 7

⊕ Increase ⊖ Decrease ✨ New to Portfolio

Vanguard Value Index Adm VVIAX

Morningstar Category  
Large Value  
Morningstar Index  
Russell 1000 Value TR USD

Portfolio Manager(s)

Gerard O'Reilly since 12-1994  
Aaron Choi since 02-2025  
Jena Stenger since 02-2025

Quantitative Screens

- Performance: The fund has finished in the Large Value category's top three quartiles in 10 of the 10 years it's been in existence.
- Management: The fund's management has been in place for 30.77 years.
- Style: The fund has landed in its primary style box — Large Value — 100 % of the time over the past three years.
- Net Expense: The fund's expense ratio of 0.05 is 94.12% lower than the Large Value category average.

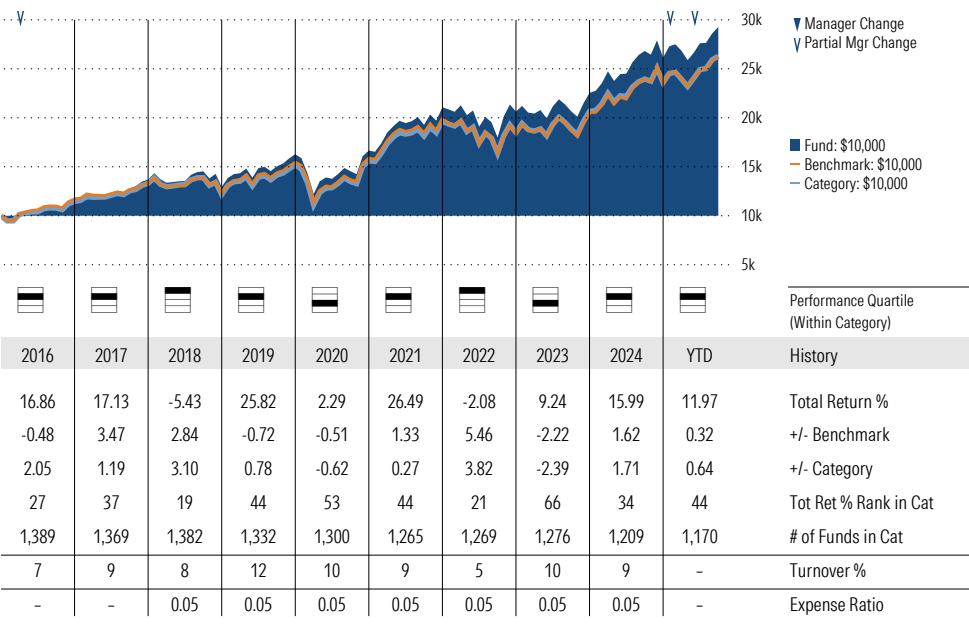
Morningstar Investment Management LLC Analysis

This fund passes all of Morningstar Investment Management's quantitative screens. Morningstar Investment Management has also assessed the fund from a qualitative perspective and, as a fiduciary, is comfortable recommending the fund's use in retirement plans.

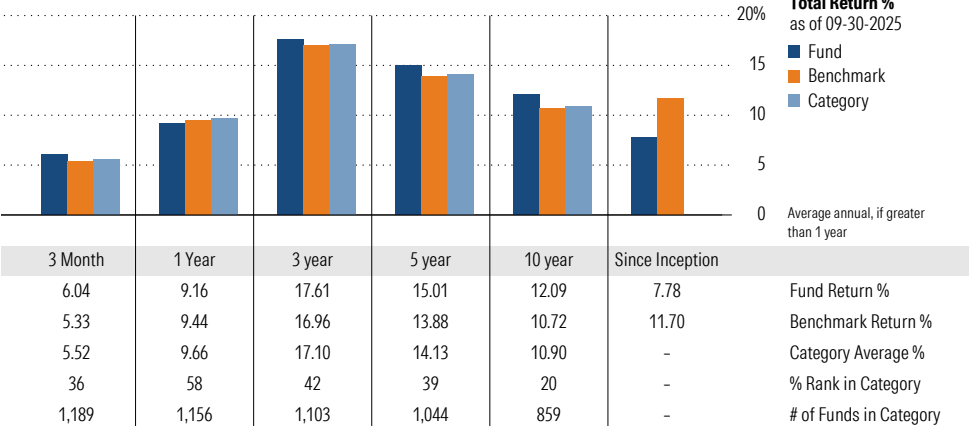
ESG Metrics

Metric	Rating	Updated
Sustainability Rating	3	08-31-2025
Carbon Risk Score	Medium Risk	12-31-2022
ESG Commitment	1-Low	02-15-2022

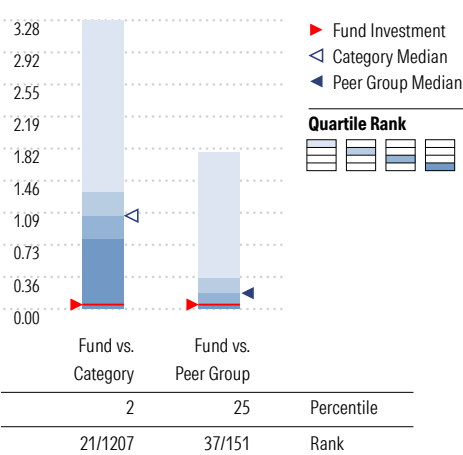
Growth of \$10,000



Trailing Performance



Net Expense



Peer group is a subset of the category and includes funds with the same management style (active vs. passive) and similar share class characteristics.

3-Year Risk Metrics

	Fund	Bmark	Cat
Alpha	1.41	-	0.86
Beta	0.94	-	0.94
R-Squared	97.22	-	92.41
Standard Deviation	13.65	14.26	14.03
Sharpe Ratio	0.90	0.83	0.84
Tracking Error	2.41	-	3.94
Information Ratio	0.27	-	-0.05
Up Capture Ratio	97.16	-	95.95
Down Capture Ratio	90.26	-	91.89

Portfolio Metrics

	Fund	Bmark	Cat
Price/Earnings Ratio	20.48	20.82	19.71
Price/Book Ratio	2.86	2.79	2.62
Geom Avg Mkt Cap \$B	139.03	112.02	150.33
ROE	23.35	18.80	21.04

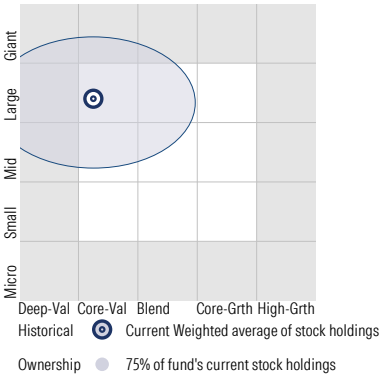
# Vanguard Value Index Adm VVIAX

Morningstar Category  
Large Value


Morningstar Index  
Russell 1000 Value TR USD

## Style Analysis as of 09-30-2025

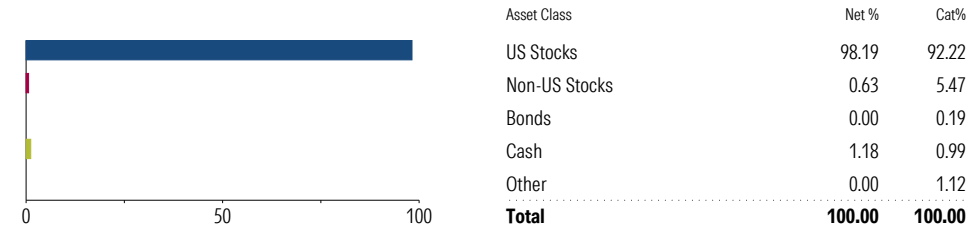
Morningstar Style Box™



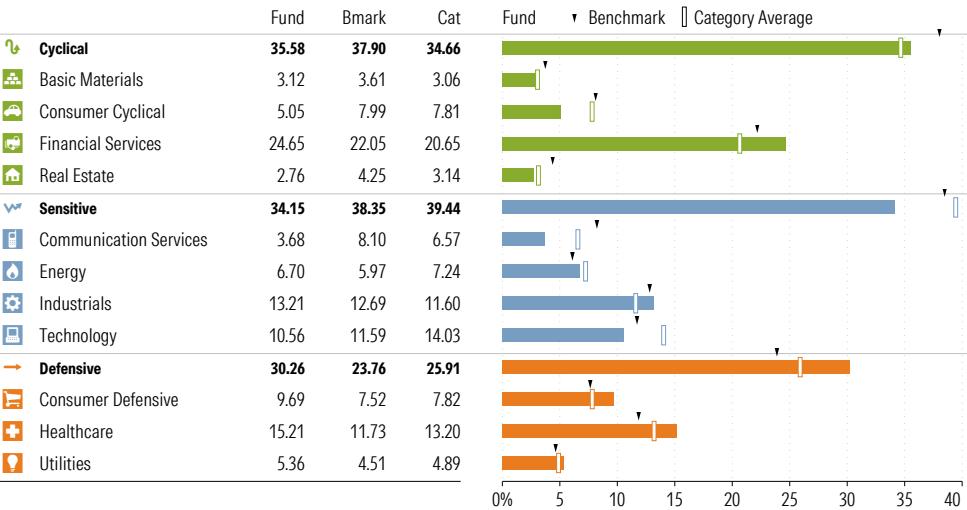
## Style Breakdown



## Asset Allocation as of 09-30-2025



## Sector Weighting as of 09-30-2025



## Top 15 Holdings as of 09-30-2025

Name	% Net Asset	Cumulative %	YTD Return %	Morningstar Sector
⊕ JPMorgan Chase & Co	3.60	3.60	33.28	Financial Services
⊕ Berkshire Hathaway Inc Class B	3.35	6.95	10.91	Financial Services
⊖ Exxon Mobil Corp	2.06	9.01	7.58	Energy
⊕ Walmart Inc	1.94	10.96	14.85	Consumer Defensive
⊕ Johnson & Johnson	1.92	12.87	30.87	Healthcare
⊕ AbbVie Inc	1.76	14.63	33.07	Healthcare
⊕ The Home Depot Inc	1.73	16.36	5.94	Consumer Cyclical
⊕ Procter & Gamble Co	1.55	17.91	-6.49	Consumer Defensive
⊖ Bank of America Corp	1.34	19.25	19.20	Financial Services
⊕ UnitedHealth Group Inc	1.34	20.59	-30.45	Healthcare
⊕ Chevron Corp	1.30	21.89	10.76	Energy
⊖ Wells Fargo & Co	1.15	23.04	21.11	Financial Services
⊕ International Business Machines Corp	1.13	24.17	30.64	Technology
⊕ Philip Morris International Inc	1.08	25.25	37.02	Consumer Defensive
⊕ Cisco Systems Inc	1.05	26.30	17.64	Technology

Total Holdings 317

⊕ Increase ⊖ Decrease ✨ New to Portfolio