

AJ TRANSPORT SERVICES 401K PLAN

Screens Summary (Data as of 09-30-2025)

Fund Removed from Approved List

Fund on Watch List





















Name	Ticker	Asset Class	Trailing Performance and Risk							Management		Style		Expense	
			1 Yr	3 Yr	5 Yr	10 Yr	Pass/ Fail	Std Dev 3 Yr %	Beta 3 Yr %	Tenure	Pass/ Fail	Style Box	Pass/ Fail	Exp Ratio	Pass/ Fail
US Stock															
Vanguard 500 Index Admiral	VFIAX	Large Blend Index	17.55	24.88	16.42	15.26	✔	13.37	1.00	7.84	✔	🇺🇸	✔	0.04	✔
percentile rank			24	23	20	10									
# of funds in category			1,395	1,286	1,185	902									
JPMorgan Large Cap Growth R6	JLGMX	Large Growth	22.70	29.77	15.88	19.64	✔	15.93	0.98	21.18	✔	🇺🇸	✔	0.44	✔
percentile rank			40	44	28	7									
# of funds in category			1,093	1,047	975	779									
MFS Value R6	MEIKX	Large Value	7.45	15.17	12.36	10.70	✔	13.04	0.90	19.35	✔	🇺🇸	✔	0.44	✔
percentile rank			72	75	79	56									
# of funds in category			1,156	1,103	1,044	859									
Vanguard Mid Cap Index Admiral	VIMAX	Mid-Cap Blend	13.10	17.93	12.44	11.38	✔	16.02	0.95	2.16	✖	🇺🇸	✔	0.05	✔
percentile rank			18	24	56	22									
# of funds in category			460	402	373	265									
Vanguard Small Cap Growth Index Admiral	VSGAX	Small Growth	11.95	15.89	7.34	10.47	✔	20.01	0.92	20.76	✔	🇺🇸	✔	0.07	✔
percentile rank			28	34	54	41									
# of funds in category			537	522	506	396									
Macquarie Small Cap Value R6	DVZRX	Small Value	4.57	12.76	14.90	—	✔	20.28	0.91	13.26	✔	🇺🇸	✔	0.70	✔
percentile rank			55	62	55	—									
# of funds in category			489	469	441	364									
Non-US Stock															
American Funds New World R6	RNWXG	Diversified Emerging Mkts	15.26	19.02	8.52	9.93	✔	12.80	0.73	26.31	✔	🇺🇸	✔	0.57	✔
percentile rank			60	33	34	8									
# of funds in category			758	703	620	461									
Hartford Schroders International Stk SDR	SCIJX	Foreign Large Blend	15.80	21.99	10.49	10.02	✔	14.26	1.02	15.59	✔	🇺🇸	✖	0.69	✔
percentile rank			51	34	51	5									
# of funds in category			757	703	660	491									
Vanguard Developed Markets Index Admiral	VTMGX	Foreign Large Blend Index	17.44	21.99	11.33	8.53	✔	14.70	1.08	12.61	✔	🇺🇸	✔	0.05	✔
percentile rank			33	34	28	31									
# of funds in category			757	703	660	491									
Alternative															
Vanguard Real Estate Index Admiral	VGSIX	Real Estate	-2.34	8.97	7.03	6.12	✔	17.73	1.03	29.40	✔	—	✔	0.13	✔
percentile rank			28	37	58	41									
# of funds in category			226	217	200	155									
Fixed Income															
PGIM Total Return Bond R6	PTRQX	Core Plus Bond	3.73	6.58	0.39	2.81	✔	6.42	0.99	22.93	✔	—	—	0.39	✔
percentile rank			25	12	41	21									
# of funds in category			563	535	483	353									

AJ TRANSPORT SERVICES 401K PLAN

Screens Summary (Data as of 09-30-2025)

Fund Removed from Approved List

Fund on Watch List

Name	Ticker	Asset Class	Trailing Performance and Risk							Management		Style		Expense	
			1 Yr	3 Yr	5 Yr	10 Yr	Pass/ Fail	Std Dev 3 Yr %	Beta 3 Yr %	Tenure	Pass/ Fail	Style Box	Pass/ Fail	Exp Ratio	Pass/ Fail
<div><div></div><div>BlackRock Inflation Protected Bond K</div></div>	BPLBX	Inflation-Protected Bond	3.80	4.97	1.55	3.04		4.82	1.01	1.59		—	—	1.04	
<div>percentile rank</div>			41	32	23	15									
<div># of funds in category</div>			160	151	141	117									
<div><div></div><div>Baird Aggregate Bond Inst</div></div>	BAGIX	Intermediate-Term Bond	3.08	5.58	-0.12	2.26		6.54	1.01	25.02			—	0.30	
<div>percentile rank</div>			38	18	29	17									
<div># of funds in category</div>			534	485	432	309									
<div><div></div><div>Lincoln Stable Value Account -LNGPA</div></div>		Stable Value	—	—	—	—	—	—	—	42.44		—	—	—	—
<div>percentile rank</div>			—	—	—	—									
<div># of funds in category</div>			43	—	—	—									
<div><div></div><div>PIMCO Short-Term Instl</div></div>	PTSHX	Ultrashort Bond	5.30	5.65	3.23	2.86		0.73	-0.04	14.76		—	—	0.49	
<div>percentile rank</div>			16	30	31	11									
<div># of funds in category</div>			254	212	186	112									
Balanced															
<div><div></div><div>American Funds American Balanced R6</div></div>	RLBGX	Moderate Allocation	14.84	17.71	10.71	10.26		9.40	1.00	26.76		—		0.25	
<div>percentile rank</div>			4	9	13	10									
<div># of funds in category</div>			488	474	449	369									