

403B THRIFT PLAN OF DELTA AREA

Screens Summary (Data as of 09-30-2025)

⊖ Fund Removed from Approved List

⚠ Fund on Watch List

Name	Ticker	Asset Class	Trailing Performance and Risk							Management		Style		Expense		
			1 Yr	3 Yr	5 Yr	10 Yr	Pass/ Fail	Std Dev 3 Yr %	Beta 3 Yr %	Tenure	Pass/ Fail	Style Box	Pass/ Fail	Exp Ratio	Pass/ Fail	
US Stock																
JPMorgan US Equity R6 <i>percentile rank</i> <i># of funds in category</i>	JUEMX	Large Blend	15.46 51 1,395	24.25 36 1,286	16.52 17 1,185	15.74 5 902	✔	13.54	1.00	11.13	✔	☐	✖	0.44	✔	
Fidelity 500 Index <i>percentile rank</i> <i># of funds in category</i>	FXAIX	Large Blend Index	17.59 23 1,395	24.92 22 1,286	16.45 19 1,185	15.29 9 902	✔	13.37	1.00	16.67	✔	☐	✔	0.02	✔	
Brown Advisory Sustainable Growth I <i>percentile rank</i> <i># of funds in category</i>	BAFWX	Large Growth	9.45 92 1,093	22.30 84 1,047	12.45 70 975	16.31 46 779	✔	16.60	1.00	13.26	✔	☐	✔	0.61	✔	
Vanguard Value Index Adm <i>percentile rank</i> <i># of funds in category</i>	VVIAX	Large Value	9.16 58 1,156	17.61 42 1,103	15.01 39 1,044	12.09 20 859	✔	13.64	0.94	30.77	✔	☐	✔	0.05	✔	
Vanguard Mid-Cap Growth Index Admiral <i>percentile rank</i> <i># of funds in category</i>	VMGMX	Mid-Cap Growth	21.45 21 507	20.75 24 490	10.98 20 458	12.50 26 381	✔	17.52	0.92	2.16	✖	☐	✔	0.07	✔	
Vanguard Mid-Cap Value Index Admiral <i>percentile rank</i> <i># of funds in category</i>	VMVAX	Mid-Cap Value	6.50 49 416	15.47 44 386	13.99 56 363	10.13 42 289	✔	16.07	0.94	2.16	✖	☐	✔	0.07	✔	
Vanguard Small Cap Growth Index Admiral <i>percentile rank</i> <i># of funds in category</i>	VSGAX	Small Growth	11.95 28 537	15.89 34 522	7.34 54 506	10.47 41 396	✔	20.01	0.92	20.76	✔	☐	✔	0.07	✔	
DFA US Small Cap Value I <i>percentile rank</i> <i># of funds in category</i>	DFS VX	Small Value	4.99 51 489	15.73 28 469	19.58 11 441	10.22 23 364	✔	21.69	0.98	13.60	✔	☐	✔	0.31	✔	
Non-US Stock																
American Funds New World R6 <i>percentile rank</i> <i># of funds in category</i>	RNWXG	Diversified Emerging Mkts	15.26 60 758	19.02 33 703	8.52 34 620	9.93 8 461	✔	12.80	0.73	26.31	✔	☐	✔	0.57	✔	
DFA Intl Sustainability Core 1 <i>percentile rank</i> <i># of funds in category</i>	DFSPX	Foreign Large Blend	17.77 30 757	22.95 17 703	11.19 33 660	8.81 24 491	✔	14.89	1.09	15.60	✔	☐	✔	0.24	✔	
American Funds EUPAC R6 <i>percentile rank</i> <i># of funds in category</i>	RERGX	Foreign Large Growth	14.79 22 395	19.65 35 377	7.49 36 342	8.28 45 230	✔	14.52	1.02	24.35	✔	☐	✔	0.47	✔	
Schwab Fundamental Intl Equity Index Fd <i>percentile rank</i> <i># of funds in category</i>	SFNNX	Foreign Large Value	19.38 55 365	23.62 48 349	15.41 27 330	9.31 18 250	✔	14.02	1.00	8.44	✔	☐	✔	0.25	✔	
American Funds New Perspective R6 <i>percentile rank</i> <i># of funds in category</i>	RNPGX	Global Stock	17.64 33 309	23.54 36 294	12.34 21 265	13.52 20 178	✔	13.55	1.06	24.85	✔	—	✔	0.41	✔	

# 403B THRIFT PLAN OF DELTA AREA

## Screens Summary (Data as of 09-30-2025)

Fund Removed from Approved List

Fund on Watch List





Name	Ticker	Asset Class	Trailing Performance and Risk							Management		Style		Expense		
			1 Yr	3 Yr	5 Yr	10 Yr	Pass/ Fail	Std Dev 3 Yr %	Beta 3 Yr %	Tenure	Pass/ Fail	Style Box	Pass/ Fail	Exp Ratio	Pass/ Fail	
Alternative																
PIMCO Commodity Real Ret Strat Instl	PCRIX	Commodities Broad Basket	11.25	4.42	12.44	5.05	✔	10.62	1.06	6.92	✔	—	—	0.90	✔	
percentile rank			32	41	52	48										
# of funds in category			110	100	96	70										
DFA Real Estate Securities I	DFREX	Real Estate	-4.37	8.20	7.05	6.51	✔	17.16	0.99	13.60	✔	—	✔	0.18	✔	
percentile rank			62	55	57	31										
# of funds in category			226	217	200	155										
Fixed Income																
PIMCO International Bond (USD-Hdg) Instl	PFORX	Global Bond	4.37	6.41	1.57	3.28	✔	3.59	0.46	11.02	✔	—	—	0.57	✔	
percentile rank			22	19	9	9										
# of funds in category			107	101	96	61										
Vanguard High-Yield Corporate Adm	VWEAX	High Yield Bond	7.28	10.28	4.80	5.46	✔	4.76	0.93	3.09	✔	—	—	0.12	✔	
percentile rank			33	52	62	39										
# of funds in category			630	599	560	447										
American Funds Inflation Linked Bd R6	RILFX	Inflation- Protected Bond	4.01	4.41	0.89	3.03	✔	4.75	0.99	11.92	✔	—	—	0.29	✔	
percentile rank			33	71	72	15										
# of funds in category			160	151	141	117										
American Funds Bond Fund of Amer R6	RFBGX	Intermediate- Term Bond	3.04	5.02	0.07	2.40	✔	6.44	1.00	16.59	✔	📦	—	0.24	✔	
percentile rank			41	44	22	7										
# of funds in category			534	485	432	309										
Loomis Sayles Investment Grade Bond N	LGBNX	Multisector Bond	3.01	6.19	1.61	3.70	✔	6.29	0.97	19.01	✔	—	—	0.43	✔	
percentile rank			73	22	9	4										
# of funds in category			563	535	483	353										
Lincoln Stable Value Account -LNGPA		Stable Value	—	—	—	—	—	—	—	42.44	✔	—	—	—	—	
percentile rank			—	—	—	—										
# of funds in category			43	—	—	—										
Baird Ultra Short Bond Institutional	BUBIX	Ultrashort Bond	4.89	5.40	3.26	2.56	✔	0.40	0.04	11.76	✔	—	—	0.15	✔	
percentile rank			44	44	29	37										
# of funds in category			254	212	186	112										
Balanced																
BlackRock 20/80 Target Allocation K	BKCPX	Target Risk	6.79	9.06	3.33	—	✔	7.18	1.15	10.36	✔	—	✔	0.28	✔	
percentile rank			16	37	52	—										
# of funds in category			96	89	85	67										
BlackRock 40/60 Target Allocation K	BKMPX	Target Risk	9.65	12.47	6.18	—	✔	8.39	1.11	10.36	✔	—	✔	0.28	✔	
percentile rank			11	24	41	—										
# of funds in category			235	227	216	172										
BlackRock 60/40 Target Allocation K	BKGPX	Target Risk	12.21	16.02	8.79	—	✔	9.81	1.06	10.36	✔	—	✔	0.30	✔	
percentile rank			14	28	52	—										
# of funds in category			488	474	449	369										

# 403B THRIFT PLAN OF DELTA AREA

## Screens Summary (Data as of 09-30-2025)

 Fund Removed from Approved List

 Fund on Watch List

Name	Ticker	Asset Class	Trailing Performance and Risk							Management		Style		Expense	
			1 Yr	3 Yr	5 Yr	10 Yr	Pass/ Fail	Std Dev 3 Yr %	Beta 3 Yr %	Tenure	Pass/ Fail	Style Box	Pass/ Fail	Exp Ratio	Pass/ Fail
BlackRock 80/20 Target Allocation K	BKAPX	Target Risk	14.47	19.45	11.49	—		11.38	1.06	10.36		—		0.31	
percentile rank			14	25	33	—									
# of funds in category			133	132	123	107									