

ERIKSEN CONSTRUCTION CO INC 401K

Screens Summary (Data as of 09-30-2025)

⊖ Fund Removed from Approved List

⚠ Fund on Watch List

Name	Ticker	Asset Class	Trailing Performance and Risk							Management		Style		Expense		
			1 Yr	3 Yr	5 Yr	10 Yr	Pass/ Fail	Std Dev 3 Yr %	Beta 3 Yr %	Tenure	Pass/ Fail	Style Box	Pass/ Fail	Exp Ratio	Pass/ Fail	
US Stock																
American Funds Invmt Co of Amer R6 <i>percentile rank</i> <i># of funds in category</i>	RICGX	Large Blend	20.86 8 1,395	28.54 4 1,286	17.69 7 1,185	14.84 27 902	✔	12.66	0.92	33.61	✔	☐	✔	0.27	✔	
Fidelity 500 Index <i>percentile rank</i> <i># of funds in category</i>	FXAIX	Large Blend Index	17.59 23 1,395	24.92 22 1,286	16.45 19 1,185	15.29 9 902	✔	13.37	1.00	16.67	✔	☐	✔	0.02	✔	
JPMorgan Large Cap Growth R6 <i>percentile rank</i> <i># of funds in category</i>	JLGMX	Large Growth	22.70 40 1,093	29.77 44 1,047	15.88 28 975	19.64 7 779	✔	15.93	0.98	21.18	✔	☐	✔	0.44	✔	
Putnam Large Cap Value R6 <i>percentile rank</i> <i># of funds in category</i>	PEQSX	Large Value	11.16 37 1,156	20.74 12 1,103	17.58 7 1,044	13.35 6 859	✔	13.32	0.92	13.10	✔	☐	✔	0.54	✔	
⚠ American Century Heritage R6 <i>percentile rank</i> <i># of funds in category</i>	ATHDX	Mid-Cap Growth	18.22 31 507	20.86 22 490	10.44 25 458	12.55 25 381	✔	18.80	1.00	9.59	✔	☐	✔	0.65	✔	
JHancock Disciplined Value Mid Cap R6 <i>percentile rank</i> <i># of funds in category</i>	JVMRX	Mid-Cap Value	9.86 22 416	17.86 20 386	15.77 34 363	10.93 20 289	✔	16.66	0.97	24.27	✔	☐	✖	0.74	✔	
Voya Small Cap Growth R6 <i>percentile rank</i> <i># of funds in category</i>	VLNPX	Small Growth	8.19 40 537	18.25 17 522	— — 506	— — 396	✔	19.99	0.92	21.01	✔	☐	✔	0.86	✔	
Vanguard Small Cap Value Index Admiral <i>percentile rank</i> <i># of funds in category</i>	VSIAX	Small Value	6.10 40 489	15.87 26 469	15.93 40 441	10.22 22 364	✔	19.24	0.86	9.43	✔	☐	✔	0.07	✔	
Non-US Stock																
American Funds New World R6 <i>percentile rank</i> <i># of funds in category</i>	RNWXG	Diversified Emerging Mkts	15.26 60 758	19.02 33 703	8.52 34 620	9.93 8 461	✔	12.80	0.73	26.31	✔	☐	✔	0.57	✔	
Hartford Schroders International Stk SDR <i>percentile rank</i> <i># of funds in category</i>	SCIJX	Foreign Large Blend	15.80 51 757	21.99 34 703	10.49 51 660	10.02 5 491	✔	14.26	1.02	15.59	✔	☐	✖	0.69	✔	
Fidelity International Index <i>percentile rank</i> <i># of funds in category</i>	FSPSX	Foreign Large Blend Index	15.60 55 757	22.34 24 703	11.38 26 660	8.34 38 491	✔	14.62	1.07	16.72	✔	☐	✔	0.04	✔	
MFS International Growth R6 <i>percentile rank</i> <i># of funds in category</i>	MGRDX	Foreign Large Growth	10.47 50 395	19.69 35 377	9.30 14 342	10.28 9 230	✔	14.53	1.00	13.75	✔	☐	✔	0.69	✔	
Hartford International Value R6 <i>percentile rank</i> <i># of funds in category</i>	HILUX	Foreign Large Value	25.32 17 365	27.03 10 349	18.95 2 330	— — 250	✔	14.18	0.98	12.09	✔	☐	✔	0.81	✔	

ERIKSEN CONSTRUCTION CO INC 401K

Screens Summary (Data as of 09-30-2025)

Fund Removed from Approved List

Fund on Watch List





Name	Ticker	Asset Class	Trailing Performance and Risk							Management		Style		Expense	
			1 Yr	3 Yr	5 Yr	10 Yr	Pass/ Fail	Std Dev 3 Yr %	Beta 3 Yr %	Tenure	Pass/ Fail	Style Box	Pass/ Fail	Exp Ratio	Pass/ Fail
American Funds New Perspective R6	RNPGX	Global Stock	17.64	23.54	12.34	13.52	✔	13.55	1.06	24.85	✔	—	✔	0.41	✔
percentile rank			33	36	21	20									
# of funds in category			309	294	265	178									
Alternative															
Invesco Balanced-Risk Commodity Strat R6	IBRFX	Commodities Broad Basket	9.50	6.48	11.29	5.00	✔	8.85	0.80	14.84	✔	—	—	1.15	✔
percentile rank			51	28	66	49									
# of funds in category			110	100	96	70									
American Century Global Real Estate R6	ARYDX	Global Real Estate	-0.64	11.46	7.01	6.53	✔	15.35	0.94	14.43	✔	☐	✔	0.77	✔
percentile rank			53	10	10	3									
# of funds in category			155	152	149	123									
Fixed Income															
American Funds American High-Inc R6	RITGX	High Yield Bond	7.58	11.26	7.08	6.56	✔	4.79	0.93	21.85	✔	—	—	0.32	✔
percentile rank			24	15	5	6									
# of funds in category			630	599	560	447									
PIMCO Real Return Instl	PRRIX	Inflation- Protected Bond	4.80	5.64	1.76	3.28	✔	4.80	1.01	6.73	✔	—	—	0.55	✔
percentile rank			19	11	19	7									
# of funds in category			160	151	141	117									
Diamond Hill Core Bond Y	DHRYX	Intermediate- Term Bond	3.83	5.78	0.61	—	✔	5.98	0.92	9.24	✔	☐	—	0.35	✔
percentile rank			10	11	9	—									
# of funds in category			534	485	432	309									
PIMCO Income Instl	PIMIX	Multisector Bond	7.24	8.87	4.28	4.88	✔	5.08	0.79	18.52	✔	—	—	0.54	✔
percentile rank			10	23	20	10									
# of funds in category			387	366	331	227									
Lincoln Stable Value Account -LNGPA		Stable Value	—	—	—	—	—	—	—	42.44	✔	—	—	—	—
percentile rank			—	—	—	—									
# of funds in category			43	—	—	—									
PIMCO Short-Term Instl	PTSHX	Ultrashort Bond	5.30	5.65	3.23	2.86	✔	0.73	-0.04	14.76	✔	—	—	0.49	✖
percentile rank			16	30	31	11									
# of funds in category			254	212	186	112									
Balanced															
BlackRock 20/80 Target Allocation K	BKCPX	Target Risk	6.79	9.06	3.33	—	✔	7.18	1.15	10.36	✔	—	✔	0.28	✔
percentile rank			16	37	52	—									
# of funds in category			96	89	85	67									
BlackRock 40/60 Target Allocation K	BKMPX	Target Risk	9.65	12.47	6.18	—	✔	8.39	1.11	10.36	✔	—	✔	0.28	✔
percentile rank			11	24	41	—									
# of funds in category			235	227	216	172									
BlackRock 60/40 Target Allocation K	BKGPX	Target Risk	12.21	16.02	8.79	—	✔	9.81	1.06	10.36	✔	—	✔	0.30	✔
percentile rank			14	28	52	—									
# of funds in category			488	474	449	369									

ERIKSEN CONSTRUCTION CO INC 401K

Screens Summary (Data as of 09-30-2025)

 Fund Removed from Approved List

 Fund on Watch List

Name	Ticker	Asset Class	Trailing Performance and Risk							Management		Style		Expense	
			1 Yr	3 Yr	5 Yr	10 Yr	Pass/ Fail	Std Dev 3 Yr %	Beta 3 Yr %	Tenure	Pass/ Fail	Style Box	Pass/ Fail	Exp Ratio	Pass/ Fail
BlackRock 80/20 Target Allocation K	BKAPX	Target Risk	14.47	19.45	11.49	—		11.38	1.06	10.36		—		0.31	
percentile rank			14	25	33	—									
# of funds in category			133	132	123	107									