

# FRIENDS OF ACADIA 403B RETIREMENT

## Screens Summary (Data as of 09-30-2025)

Fund Removed from Approved List

Fund on Watch List

Name	Ticker	Asset Class	Trailing Performance and Risk							Management		Style		Expense		
			1 Yr	3 Yr	5 Yr	10 Yr	Pass/ Fail	Std Dev 3 Yr %	Beta 3 Yr %	Tenure	Pass/ Fail	Style Box	Pass/ Fail	Exp Ratio	Pass/ Fail	
US Stock																
American Funds Invmt Co of Amer R6	RICGX	Large Blend	20.86	28.54	17.69	14.84	✔	12.66	0.92	33.61	✔	🗪	✔	0.27	✔	
percentile rank			8	4	7	27										
# of funds in category			1,395	1,286	1,185	902										
Vanguard 500 Index Admiral	VFIAX	Large Blend Index	17.55	24.88	16.42	15.26	✔	13.37	1.00	7.84	✔	🗪	✔	0.04	✔	
percentile rank			24	23	20	10										
# of funds in category			1,395	1,286	1,185	902										
MFS Growth R6	MFEKX	Large Growth	18.55	28.26	13.35	16.76	✔	15.75	0.96	23.51	✔	🗪	✔	0.49	✔	
percentile rank			64	57	59	35										
# of funds in category			1,093	1,047	975	779										
Vanguard Value Index Adm	VVIAX	Large Value	9.16	17.61	15.01	12.09	✔	13.64	0.94	30.77	✔	🗪	✔	0.05	✔	
percentile rank			58	42	39	20										
# of funds in category			1,156	1,103	1,044	859										
Vanguard Mid-Cap Growth Index Admiral	VMGMX	Mid-Cap Growth	21.45	20.75	10.98	12.50	✔	17.52	0.92	2.16	✖	🗪	✔	0.07	✔	
percentile rank			21	24	20	26										
# of funds in category			507	490	458	381										
Vanguard Mid-Cap Value Index Admiral	VMVAX	Mid-Cap Value	6.50	15.47	13.99	10.13	✔	16.07	0.94	2.16	✖	🗪	✔	0.07	✔	
percentile rank			49	44	56	42										
# of funds in category			416	386	363	289										
Vanguard Small Cap Growth Index Admiral	VSGAX	Small Growth	11.95	15.89	7.34	10.47	✔	20.01	0.92	20.76	✔	🗪	✔	0.07	✔	
percentile rank			28	34	54	41										
# of funds in category			537	522	506	396										
Vanguard Small Cap Value Index Admiral	VSIXX	Small Value	6.10	15.87	15.93	10.22	✔	19.24	0.86	9.43	✔	🗪	✔	0.07	✔	
percentile rank			40	26	40	22										
# of funds in category			489	469	441	364										
Non-US Stock																
American Funds New World R6	RNWXG	Diversified Emerging Mkts	15.26	19.02	8.52	9.93	✔	12.80	0.73	26.31	✔	🗪	✔	0.57	✔	
percentile rank			60	33	34	8										
# of funds in category			758	703	620	461										
American Funds Intl Gr and Inc R6	RIGGX	Foreign Large Blend	19.06	21.91	11.41	8.26	✔	13.56	1.00	17.01	✔	🗪	✔	0.53	✔	
percentile rank			21	36	25	40										
# of funds in category			757	703	660	491										
Fidelity Intl Sustainability Idx	FNIDX	Foreign Large Blend Index	15.35	20.54	8.76	—	✔	14.67	1.09	8.40	✔	🗪	✔	0.20	✔	
percentile rank			60	62	80	—										
# of funds in category			757	703	660	491										
🚩 Invesco International Growth R6	OIGIX	Foreign Large Growth	2.78	16.07	4.95	6.41	✔	16.68	1.17	13.52	✔	🗪	✔	0.73	✔	
percentile rank			89	70	63	82										
# of funds in category			395	377	342	230										
🚩 Vanguard International Value Inv	VTRIX	Foreign Large Value	12.51	18.97	11.38	7.86	✔	14.76	1.04	15.35	✔	🗪	✖	0.36	✔	
percentile rank			93	89	80	59										
# of funds in category			365	349	330	250										

# FRIENDS OF ACADIA 403B RETIREMENT

## Screens Summary (Data as of 09-30-2025)

Fund Removed from Approved List

Fund on Watch List











Name	Ticker	Asset Class	Trailing Performance and Risk							Management		Style		Expense	
			1 Yr	3 Yr	5 Yr	10 Yr	Pass/ Fail	Std Dev 3 Yr %	Beta 3 Yr %	Tenure	Pass/ Fail	Style Box	Pass/ Fail	Exp Ratio	Pass/ Fail
American Funds Capital World Gr&Inc R6 <i>percentile rank</i> <i># of funds in category</i>	RWIGX	Global Stock	17.65 17 325	23.42 22 310	12.70 45 298	11.20 39 206	✔	12.71	1.00	19.67	✔	—	✔	0.41	✔
Alternative															
PIMCO Commodity Real Ret Strat Instl <i>percentile rank</i> <i># of funds in category</i>	PCRIX	Commodities Broad Basket	11.25 32 110	4.42 41 100	12.44 52 96	5.05 48 70	✔	10.62	1.06	6.92	✔	—	—	0.90	✔
Vanguard Real Estate Index Admiral <i>percentile rank</i> <i># of funds in category</i>	VGSLX	Real Estate	-2.34 28 226	8.97 37 217	7.03 58 200	6.12 41 155	✔	17.73	1.03	29.40	✔	—	✔	0.13	✔
Fixed Income															
PIMCO International Bond (USD-Hdg) Instl <i>percentile rank</i> <i># of funds in category</i>	PFORX	Global Bond	4.37 22 107	6.41 19 101	1.57 9 96	3.28 9 61	✔	3.59	0.46	11.02	✔	—	—	0.57	✔
Eaton Vance Income Fund of Boston R6 <i>percentile rank</i> <i># of funds in category</i>	EIBRX	High Yield Bond	7.06 45 630	10.31 50 599	5.84 25 560	5.70 24 447	✔	4.84	0.95	10.92	✔	—	—	0.64	✔
Vanguard Inflation-Protected Secs Adm <i>percentile rank</i> <i># of funds in category</i>	VAIPX	Inflation- Protected Bond	3.56 60 160	4.74 51 151	1.33 42 141	2.88 39 117	✔	4.82	1.02	3.90	✔	—	—	0.10	✔
Baird Aggregate Bond Inst <i>percentile rank</i> <i># of funds in category</i>	BAGIX	Intermediate- Term Bond	3.08 38 534	5.58 18 485	-0.12 29 432	2.26 17 309	✔	6.54	1.01	25.02	✔	📦	—	0.30	✔
PIMCO Income Instl <i>percentile rank</i> <i># of funds in category</i>	PIMIX	Multisector Bond	7.24 10 387	8.87 23 366	4.28 20 331	4.88 10 227	✔	5.08	0.79	18.52	✔	—	—	0.54	✔
Lincoln Stable Value Account -LNGPA <i>percentile rank</i> <i># of funds in category</i>		Stable Value	— — 43	— — —	— — —	— — —	—	—	—	42.44	✔	—	—	—	—
Federated Hermes Govt Ultrashort R6 <i>percentile rank</i> <i># of funds in category</i>	FGULX	Ultrashort Bond	4.86 47 254	5.14 67 212	2.99 63 186	— — 112	✔	0.61	0.07	28.24	✔	—	—	0.24	✔
Balanced															
Vanguard LifeStrategy Cnsvr Gr Inv <i>percentile rank</i> <i># of funds in category</i>	VSCGX	Target Risk	8.77 21 230	11.94 21 223	5.19 57 216	6.10 23 173	✔	7.97	0.97	3.60	✔	📦	✔	0.12	✔
Vanguard LifeStrategy Growth Inv <i>percentile rank</i> <i># of funds in category</i>	VASGX	Target Risk	14.56 18 180	19.11 17 176	10.73 28 169	10.13 12 136	✔	11.20	0.98	3.60	✔	📦	✔	0.14	✔

# FRIENDS OF ACADIA 403B RETIREMENT

## Screens Summary (Data as of 09-30-2025)

 Fund Removed from Approved List

 Fund on Watch List

Name	Ticker	Asset Class	Trailing Performance and Risk							Management		Style		Expense	
			1 Yr	3 Yr	5 Yr	10 Yr	Pass/ Fail	Std Dev 3 Yr %	Beta 3 Yr %	Tenure	Pass/ Fail	Style Box	Pass/ Fail	Exp Ratio	Pass/ Fail
Vanguard LifeStrategy Income Inv	VASIX	Target Risk	5.78	8.36	2.39	3.99		6.63	0.94	3.60				0.11	
percentile rank			66	57	88	61									
# of funds in category			79	77	72	60									
Vanguard LifeStrategy Mod Gr Inv Shrs	VSMGX	Target Risk	11.62	15.49	7.94	8.13		9.54	0.97	3.60				0.13	
percentile rank			24	21	41	17									
# of funds in category			417	412	395	318									