

KYMERA INDEPENDENT PHYSICIANS 401K

Screens Summary (Data as of 09-30-2025)

Fund Removed from Approved List

Fund on Watch List

Name	Ticker	Asset Class	Trailing Performance and Risk							Management		Style		Expense	
			1 Yr	3 Yr	5 Yr	10 Yr	Pass/ Fail	Std Dev 3 Yr %	Beta 3 Yr %	Tenure	Pass/ Fail	Style Box	Pass/ Fail	Exp Ratio	Pass/ Fail
US Stock															
American Funds Invmt Co of Amer R6 percentile rank # of funds in category	RICGX	Large Blend	20.86 8 1,395	28.54 4 1,286	17.69 7 1,185	14.84 27 902	✔	12.66	0.92	33.61	✔	🗪	✔	0.27	✔
Vanguard 500 Index Admiral percentile rank # of funds in category	VFIAX	Large Blend Index	17.55 24 1,395	24.88 23 1,286	16.42 20 1,185	15.26 10 902	✔	13.37	1.00	7.84	✔	🗪	✔	0.04	✔
Vanguard Growth Index Admiral percentile rank # of funds in category	VIGAX	Large Growth	25.53 21 1,093	31.65 24 1,047	16.72 20 975	17.97 17 779	✔	16.70	1.04	30.77	✔	🗪	✔	0.05	✔
American Funds Washington Mutual R6 percentile rank # of funds in category	RWMGX	Large Value	14.99 8 1,156	21.80 9 1,103	16.29 17 1,044	14.04 3 859	✔	11.59	0.76	28.27	✔	🗪	✖	0.26	✔
Vanguard Mid-Cap Growth Index Admiral percentile rank # of funds in category	VMGMX	Mid-Cap Growth	21.45 21 507	20.75 24 490	10.98 20 458	12.50 26 381	✔	17.52	0.92	2.16	✖	🗪	✔	0.07	✔
Vanguard Selected Value Inv percentile rank # of funds in category	VASVX	Mid-Cap Value	5.40 56 416	19.39 14 386	17.44 15 363	10.61 29 289	✔	18.48	1.05	20.61	✔	🗪	✔	0.42	✔
Vanguard Small Cap Growth Index Admiral percentile rank # of funds in category	VSGAX	Small Growth	11.95 28 537	15.89 34 522	7.34 54 506	10.47 41 396	✔	20.01	0.92	20.76	✔	🗪	✔	0.07	✔
Vanguard Small Cap Value Index Admiral percentile rank # of funds in category	VSIX	Small Value	6.10 40 489	15.87 26 469	15.93 40 441	10.22 22 364	✔	19.24	0.86	9.43	✔	🗪	✔	0.07	✔
Non-US Stock															
Vanguard Emerging Mkts Stock Idx Adm percentile rank # of funds in category	VEMAX	Diversified Emerging Mkts	16.44 51 758	17.29 60 703	7.65 44 620	7.92 43 461	✔	14.53	0.91	17.10	✔	🗪	✔	0.13	✔
American Funds Intl Gr and Inc R6 percentile rank # of funds in category	RIGGX	Foreign Large Blend	19.06 21 757	21.91 36 703	11.41 25 660	8.26 40 491	✔	13.56	1.00	17.01	✔	🗪	✔	0.53	✔
Vanguard International Growth Adm percentile rank # of funds in category	VWILX	Foreign Large Growth	14.69 23 395	19.74 34 377	5.07 62 342	11.62 4 230	✔	19.07	1.24	15.77	✔	🗪	✔	0.25	✔
⚠ Vanguard International Value Inv percentile rank # of funds in category	VTRIX	Foreign Large Value	12.51 93 365	18.97 89 349	11.38 80 330	7.86 59 250	✔	14.76	1.04	15.35	✔	🗪	✖	0.36	✔
DFA Global Equity I percentile rank # of funds in category	DGEIX	Global Stock	15.00 48 325	21.80 39 310	14.91 10 298	12.03 15 206	✔	13.61	1.06	13.60	✔	—	✔	0.26	✔

KYMERA INDEPENDENT PHYSICIANS 401K

Screens Summary (Data as of 09-30-2025)

Fund Removed from Approved List

Fund on Watch List






Name	Ticker	Asset Class	Trailing Performance and Risk							Management		Style		Expense	
			1 Yr	3 Yr	5 Yr	10 Yr	Pass/ Fail	Std Dev 3 Yr %	Beta 3 Yr %	Tenure	Pass/ Fail	Style Box	Pass/ Fail	Exp Ratio	Pass/ Fail
Alternative															
PIMCO Commodity Real Ret Strat Instl	PCRIX	Commodities Broad Basket	11.25	4.42	12.44	5.05	✔	10.62	1.06	6.92	✔	—	—	0.90	✔
percentile rank			32	41	52	48									
# of funds in category			110	100	96	70									
🚩 Neuberger Berman Real Estate R6	NRREX	Real Estate	-7.01	6.87	5.65	6.84	✔	17.38	1.00	19.76	✔	—	✔	0.75	✔
percentile rank			83	82	85	18									
# of funds in category			226	217	200	155									
Fixed Income															
PIMCO International Bond (USD-Hdg) Instl	PFORX	Global Bond	4.37	6.41	1.57	3.28	✔	3.59	0.46	11.02	✔	—	—	0.57	✔
percentile rank			22	19	9	9									
# of funds in category			107	101	96	61									
Vanguard High-Yield Corporate Adm	VWEAX	High Yield Bond	7.28	10.28	4.80	5.46	✔	4.76	0.93	3.09	✔	—	—	0.12	✔
percentile rank			33	52	62	39									
# of funds in category			630	599	560	447									
Vanguard Inflation-Protected Secs Adm	VAIPX	Inflation- Protected Bond	3.56	4.74	1.33	2.88	✔	4.82	1.02	3.90	✔	—	—	0.10	✔
percentile rank			60	51	42	39									
# of funds in category			160	151	141	117									
BNY Mellon Bond Market Index I	DBIRX	Intermediate- Term Bond	2.75	4.74	-0.62	1.65	✔	6.41	0.99	3.92	✔	🗪	—	0.15	✔
percentile rank			67	72	73	70									
# of funds in category			534	485	432	309									
Loomis Sayles Bond N	LSBNX	Multisector Bond	6.35	8.47	3.42	3.74	✔	6.50	1.00	18.67	✔	—	—	0.59	✔
percentile rank			27	31	49	59									
# of funds in category			387	366	331	227									
Lincoln Stable Value Account -LNGPA		Stable Value	—	—	—	—	—	—	—	42.44	✔	—	—	—	—
percentile rank			—	—	—	—									
# of funds in category			43	—	—	—									
Vanguard Ultra-Short-Term Bond Admiral	VUSFX	Ultrashort Bond	4.92	5.36	3.01	2.49	✔	0.74	0.10	5.87	✔	—	—	0.09	✔
percentile rank			42	49	60	48									
# of funds in category			254	212	186	112									
Balanced															
Vanguard LifeStrategy Cnsvr Gr Inv	VSCGX	Target Risk	8.77	11.94	5.19	6.10	✔	7.97	0.97	3.60	✔	🗪	✔	0.12	✔
percentile rank			21	21	57	23									
# of funds in category			230	223	216	173									
Vanguard LifeStrategy Growth Inv	VASGX	Target Risk	14.56	19.11	10.73	10.13	✔	11.20	0.98	3.60	✔	🗪	✔	0.14	✔
percentile rank			18	17	28	12									
# of funds in category			180	176	169	136									
Vanguard LifeStrategy Income Inv	VASIX	Target Risk	5.78	8.36	2.39	3.99	✔	6.63	0.94	3.60	✔	🗪	✔	0.11	✔
percentile rank			66	57	88	61									
# of funds in category			79	77	72	60									

KYMERA INDEPENDENT PHYSICIANS 401K

Screens Summary (Data as of 09-30-2025)

 Fund Removed from Approved List

 Fund on Watch List

Name	Ticker	Asset Class	Trailing Performance and Risk							Management		Style		Expense	
			1 Yr	3 Yr	5 Yr	10 Yr	Pass/ Fail	Std Dev 3 Yr %	Beta 3 Yr %	Tenure	Pass/ Fail	Style Box	Pass/ Fail	Exp Ratio	Pass/ Fail
Vanguard LifeStrategy Mod Gr Inv Shrs	VSMGX	Target Risk	11.62	15.49	7.94	8.13		9.54	0.97	3.60				0.13	
percentile rank			24	21	41	17									
# of funds in category			417	412	395	318									