

MONTALBANO INC 401K PROFIT SHARING

Screens Summary (Data as of 09-30-2025)

Fund Removed from Approved List

Fund on Watch List

Name	Ticker	Asset Class	Trailing Performance and Risk							Management		Style		Expense		
			1 Yr	3 Yr	5 Yr	10 Yr	Pass/ Fail	Std Dev 3 Yr %	Beta 3 Yr %	Tenure	Pass/ Fail	Style Box	Pass/ Fail	Exp Ratio	Pass/ Fail	
US Stock																
Vanguard FTSE Social Index Admiral <i>percentile rank</i> <i># of funds in category</i>	VFTAX	Large Blend Index	18.64 15 1,395	25.98 11 1,286	15.63 45 1,185	— — 902	✔	14.23	1.05	9.78	✔	📊	✖	0.13	✔	
State St Russell Lg Cap Gr® Indx NL CI C <i>percentile rank</i> <i># of funds in category</i>		Large Growth	25.50 21 1,093	31.59 25 1,047	17.54 9 975	18.78 10 779	✔	15.92	1.00	26.27	✔	📊	✔	0.04	✔	
DFA US Large Cap Value I <i>percentile rank</i> <i># of funds in category</i>	DFLVX	Large Value	8.71 63 1,156	16.84 55 1,103	14.87 42 1,044	10.71 56 859	✔	15.74	1.09	13.60	✔	📊	✔	0.23	✔	
MFS Mid Cap Growth R6 <i>percentile rank</i> <i># of funds in category</i>	OTCKX	Mid-Cap Growth	10.99 50 507	17.78 42 490	7.53 54 458	12.61 25 381	✔	16.36	0.85	16.87	✔	📊	✔	0.66	✔	
State St Russell Sm Cap® Gr Indx NL CI C <i>percentile rank</i> <i># of funds in category</i>		Small Growth	13.62 22 537	16.65 29 522	8.33 46 506	9.77 60 396	✔	21.22	1.00	16.08	✔	📊	✔	0.05	✔	
State St Russell Sm Cp® Val Indx NL CI C <i>percentile rank</i> <i># of funds in category</i>		Small Value	7.90 20 489	13.52 54 469	14.50 62 441	9.21 46 364	✔	21.75	1.00	16.08	✔	📊	✔	0.05	✔	
Non-US Stock																
Vanguard Emerging Mkts Stock Idx Adm <i>percentile rank</i> <i># of funds in category</i>	VEMAX	Diversified Emerging Mkts	16.44 51 758	17.29 60 703	7.65 44 620	7.92 43 461	✔	14.53	0.91	17.10	✔	📊	✔	0.13	✔	
American Funds Intl Gr and Inc R6 <i>percentile rank</i> <i># of funds in category</i>	RIGGX	Foreign Large Blend	19.06 21 757	21.91 36 703	11.41 25 660	8.26 40 491	✔	13.56	1.00	17.01	✔	📊	✔	0.53	✔	
Vanguard Developed Markets Index Admiral <i>percentile rank</i> <i># of funds in category</i>	VTMGX	Foreign Large Blend Index	17.44 33 757	21.99 34 703	11.33 28 660	8.53 31 491	✔	14.70	1.08	12.61	✔	📊	✔	0.05	✔	
Alternative																
Vanguard Real Estate Index Admiral <i>percentile rank</i> <i># of funds in category</i>	VGSLX	Real Estate	-2.34 28 226	8.97 37 217	7.03 58 200	6.12 41 155	✔	17.73	1.03	29.40	✔	—	✔	0.13	✔	
Fixed Income																
Baird Core Plus Bond Inst <i>percentile rank</i> <i># of funds in category</i>	BCOIX	Core Plus Bond	3.46 45 563	6.10 26 535	0.38 41 483	2.67 27 353	✔	6.32	0.98	25.02	✔	—	—	0.30	✔	

MONTALBANO INC 401K PROFIT SHARING

Screens Summary (Data as of 09-30-2025)

Fund Removed from Approved List

Fund on Watch List

Name	Ticker	Asset Class	Trailing Performance and Risk							Management		Style		Expense	
			1 Yr	3 Yr	5 Yr	10 Yr	Pass/ Fail	Std Dev 3 Yr %	Beta 3 Yr %	Tenure	Pass/ Fail	Style Box	Pass/ Fail	Exp Ratio	Pass/ Fail
PIMCO Real Return Instl	PRRIX	Inflation-Protected Bond	4.80	5.64	1.76	3.28	✔	4.80	1.01	6.73	✔	—	—	0.55	✔
percentile rank			19	11	19	7									
# of funds in category			160	151	141	117									
American Century Diversified Bond R6	ADDVX	Intermediate-Term Bond	2.81	4.89	-0.23	1.87	✔	6.74	1.04	22.76	✔	📦	—	0.35	✔
percentile rank			61	60	36	44									
# of funds in category			534	485	432	309									
Lincoln Stable Value Account -LNGPA		Stable Value	—	—	—	—	—	—	—	42.44	✔	—	—	—	—
percentile rank			—	—	—	—									
# of funds in category			43	—	—	—									
PIMCO Short-Term Instl	PTSHX	Ultrasort Bond	5.30	5.65	3.23	2.86	✔	0.73	-0.04	14.76	✔	—	—	0.49	✖
percentile rank			16	30	31	11									
# of funds in category			254	212	186	112									

Target Date																
Vanguard Target Retirement 2020 Fund	VTWNX	Target Date	8.59	11.98	6.03	6.99	✔	7.54	0.86	12.61	✔	—	✔	0.08	✔	
percentile rank			39	56	57	44										
# of funds in category			129	112	101	63										
Vanguard Target Retirement 2025 Fund	VTTVX	Target Date	10.52	14.31	7.38	7.99	✔	8.82	0.93	12.61	✔	—	✔	0.08	✔	
percentile rank			4	16	17	18										
# of funds in category			163	145	128	87										
Vanguard Target Retirement 2030 Fund	VTHRX	Target Date	11.70	15.92	8.50	8.78	✔	9.74	0.95	12.61	✔	—	✔	0.08	✔	
percentile rank			1	5	15	27										
# of funds in category			240	219	199	132										
Vanguard Target Retirement 2035 Fund	VTTX	Target Date	12.84	17.29	9.56	9.55	✔	10.36	0.94	12.61	✔	—	✔	0.08	✔	
percentile rank			4	28	34	30										
# of funds in category			235	210	190	132										
Vanguard Target Retirement 2040 Fund	VFORX	Target Date	13.90	18.67	10.62	10.30	✔	10.96	0.93	12.61	✔	—	✔	0.08	✔	
percentile rank			19	40	49	35										
# of funds in category			234	212	192	132										
Vanguard Target Retirement 2045 Fund	VTIVX	Target Date	14.94	20.02	11.66	10.89	✔	11.60	0.94	12.61	✔	—	✔	0.08	✔	
percentile rank			19	35	41	29										
# of funds in category			229	210	190	132										
Vanguard Target Retirement 2050 Fund	VFIFX	Target Date	16.08	21.03	12.20	11.16	✔	12.04	0.95	12.61	✔	—	✔	0.08	✔	
percentile rank			4	27	31	16										
# of funds in category			233	212	192	132										
Vanguard Target Retirement 2055 Fund	VFFVX	Target Date	16.07	21.03	12.20	11.15	✔	12.05	0.95	12.61	✔	—	✔	0.08	✔	
percentile rank			10	34	40	22										
# of funds in category			228	209	189	132										
Vanguard Target Retirement 2060 Fund	VTTSX	Target Date	16.05	21.03	12.20	11.15	✔	12.04	1.20	12.61	✔	—	✔	0.08	✔	
percentile rank			16	39	42	30										
# of funds in category			227	208	183	80										
Vanguard Target Retirement 2065 Fund	VLXVX	Target Date	16.02	21.02	12.20	—	✔	12.02	1.20	8.22	✔	—	✔	0.08	✔	
percentile rank			20	46	49	—										
# of funds in category			314	188	127	—										






MONTALBANO INC 401K PROFIT SHARING

Screens Summary (Data as of 09-30-2025)

Fund Removed from Approved List

Fund on Watch List

Name	Ticker	Asset Class	Trailing Performance and Risk							Management		Style		Expense	
			1 Yr	3 Yr	5 Yr	10 Yr	Pass/ Fail	Std Dev 3 Yr %	Beta 3 Yr %	Tenure	Pass/ Fail	Style Box	Pass/ Fail	Exp Ratio	Pass/ Fail
Vanguard Target Retirement 2070 Fund	VSVNX	Target Date	16.00	21.03	—	—	✔	12.02	1.20	3.26	✔	—	✔	0.53	✔
percentile rank			23	42	—	—									
# of funds in category			314	188	127	—									
Vanguard Target Retirement Income Fund	VTINX	Target Date	7.89	10.30	4.55	5.29	✔	6.61	0.96	12.61	✔	—	✔	0.08	✔
percentile rank			20	53	50	46									
# of funds in category			184	167	150	101									

Balanced															
American Funds Capital Income Bldr R6	RIRGX	Global Allocation	13.79	16.39	10.77	8.12		9.71	0.82	33.77				0.27	
percentile rank			23	64	26	74									
# of funds in category			180	176	169	136									