

UTE INDIAN TRIBE 401 K PLAN

Screens Summary (Data as of 09-30-2025)

Fund Removed from Approved List

Fund on Watch List





Name	Ticker	Asset Class	Trailing Performance and Risk							Management		Style		Expense		
			1 Yr	3 Yr	5 Yr	10 Yr	Pass/ Fail	Std Dev 3 Yr %	Beta 3 Yr %	Tenure	Pass/ Fail	Style Box	Pass/ Fail	Exp Ratio	Pass/ Fail	
US Stock																
Fidelity 500 Index	FXAIX	Large Blend Index	17.59	24.92	16.45	15.29	✔	13.37	1.00	16.67	✔	📊	✔	0.02	✔	
percentile rank			23	22	19	9										
# of funds in category			1,395	1,286	1,185	902										
JPMorgan Large Cap Growth R6	JLGMX	Large Growth	22.70	29.77	15.88	19.64	✔	15.93	0.98	21.18	✔	📊	✔	0.44	✔	
percentile rank			40	44	28	7										
# of funds in category			1,093	1,047	975	779										
Putnam Large Cap Value R6	PEQSX	Large Value	11.16	20.74	17.58	13.35	✔	13.32	0.92	13.10	✔	📊	✔	0.54	✔	
percentile rank			37	12	7	6										
# of funds in category			1,156	1,103	1,044	859										
Vanguard Mid Cap Index Admiral	VIMAX	Mid-Cap Blend	13.10	17.93	12.44	11.38	✔	16.02	0.95	2.16	✖	📊	✔	0.05	✔	
percentile rank			18	24	56	22										
# of funds in category			460	402	373	265										
Vanguard Small Cap Index Admiral Shares	VSMAX	Small Blend	8.67	15.94	12.21	10.57	✔	19.18	0.89	9.43	✔	📊	✔	0.05	✔	
percentile rank			32	26	57	19										
# of funds in category			625	590	572	426										
Non-US Stock																
American Funds New World R6	RNWXG	Diversified Emerging Mkts	15.26	19.02	8.52	9.93	✔	12.80	0.73	26.31	✔	📊	✔	0.57	✔	
percentile rank			60	33	34	8										
# of funds in category			758	703	620	461										
MFS International Equity R6	MIEIX	Foreign Large Growth	9.67	19.77	10.57	9.34	✔	14.36	1.03	16.01	✔	📊	✔	0.69	✔	
percentile rank			88	73	49	13										
# of funds in category			757	703	660	491										
Alternative																
Cohen & Steers Instl Realty Shares	CSRIX	Real Estate	-3.28	9.54	8.10	7.57	✔	17.14	0.97	17.97	✔	—	✔	0.75	✔	
percentile rank			38	25	26	5										
# of funds in category			226	217	200	155										
Fixed Income																
PIMCO Income Instl	PIMIX	Multisector Bond	7.24	8.87	4.28	4.88	✔	5.08	0.79	18.52	✔	—	—	0.54	✔	
percentile rank			10	23	20	10										
# of funds in category			387	366	331	227										
Lincoln Stable Value Account -LNGPA		Stable Value	—	—	—	—	—	—	—	42.44	✔	—	—	—	—	
percentile rank			—	—	—	—										
# of funds in category			43	—	—	—										
Balanced																
Invesco Equity and Income R6	IEIFX	Moderate Allocation	9.25	13.68	11.58	9.04	✔	11.24	1.07	22.44	✔	—	✔	0.41	✔	
percentile rank			61	66	3	33										
# of funds in category			488	474	449	369										

UTE INDIAN TRIBE 401 K PLAN

Screens Summary (Data as of 09-30-2025)

 Fund Removed from Approved List

 Fund on Watch List

Name	Ticker	Asset Class	Trailing Performance and Risk							Management		Style		Expense	
			1 Yr	3 Yr	5 Yr	10 Yr	Pass/ Fail	Std Dev 3 Yr %	Beta 3 Yr %	Tenure	Pass/ Fail	Style Box	Pass/ Fail	Exp Ratio	Pass/ Fail
Janus Henderson Balanced N	JABNX	Moderate Allocation	13.33	16.83	9.67	10.50		9.77	1.03	9.76		—		0.57	
percentile rank			9	15	31	7									
# of funds in category			488	474	449	369									