

UTE TRIBAL ENTERPRISES 401K PLAN

Screens Summary (Data as of 09-30-2025)

Fund Removed from Approved List

Fund on Watch List





| Name | Ticker | Asset Class | Trailing Performance and Risk | | | | | | | Management | | Style | | Expense | | |
|---|--------|---------------------------|-------------------------------|-------|-------|-------|---------------|-------------------|----------------|------------|---------------|--------------|---------------|--------------|---------------|--|
| | | | 1 Yr | 3 Yr | 5 Yr | 10 Yr | Pass/ Fail | Std Dev 3 Yr % | Beta 3 Yr % | Tenure | Pass/ Fail | Style Box | Pass/ Fail | Exp Ratio | Pass/ Fail | |
| US Stock | | | | | | | | | | | | | | | | |
| Fidelity 500 Index | FXAIX | Large Blend Index | 17.59 | 24.92 | 16.45 | 15.29 | ✔ | 13.37 | 1.00 | 16.67 | ✔ | 🇺🇸 | ✔ | 0.02 | ✔ | |
| percentile rank | | | 23 | 22 | 19 | 9 | | | | | | | | | | |
| # of funds in category | | | 1,395 | 1,286 | 1,185 | 902 | | | | | | | | | | |
| JPMorgan Large Cap Growth R6 | JLGMX | Large Growth | 22.70 | 29.77 | 15.88 | 19.64 | ✔ | 15.93 | 0.98 | 21.18 | ✔ | 🇺🇸 | ✔ | 0.44 | ✔ | |
| percentile rank | | | 40 | 44 | 28 | 7 | | | | | | | | | | |
| # of funds in category | | | 1,093 | 1,047 | 975 | 779 | | | | | | | | | | |
| Putnam Large Cap Value R6 | PEQSX | Large Value | 11.16 | 20.74 | 17.58 | 13.35 | ✔ | 13.32 | 0.92 | 13.10 | ✔ | 🇺🇸 | ✔ | 0.54 | ✔ | |
| percentile rank | | | 37 | 12 | 7 | 6 | | | | | | | | | | |
| # of funds in category | | | 1,156 | 1,103 | 1,044 | 859 | | | | | | | | | | |
| Vanguard Mid Cap Index Admiral | VIMAX | Mid-Cap Blend | 13.10 | 17.93 | 12.44 | 11.38 | ✔ | 16.02 | 0.95 | 2.16 | ✖ | 🇺🇸 | ✔ | 0.05 | ✔ | |
| percentile rank | | | 18 | 24 | 56 | 22 | | | | | | | | | | |
| # of funds in category | | | 460 | 402 | 373 | 265 | | | | | | | | | | |
| Vanguard Small Cap Index Admiral Shares | VSMAX | Small Blend | 8.67 | 15.94 | 12.21 | 10.57 | ✔ | 19.18 | 0.89 | 9.43 | ✔ | 🇺🇸 | ✔ | 0.05 | ✔ | |
| percentile rank | | | 32 | 26 | 57 | 19 | | | | | | | | | | |
| # of funds in category | | | 625 | 590 | 572 | 426 | | | | | | | | | | |
| Non-US Stock | | | | | | | | | | | | | | | | |
| American Funds New World R6 | RNWXG | Diversified Emerging Mkts | 15.26 | 19.02 | 8.52 | 9.93 | ✔ | 12.80 | 0.73 | 26.31 | ✔ | 🇺🇸 | ✔ | 0.57 | ✔ | |
| percentile rank | | | 60 | 33 | 34 | 8 | | | | | | | | | | |
| # of funds in category | | | 758 | 703 | 620 | 461 | | | | | | | | | | |
| MFS International Equity R6 | MIEIX | Foreign Large Growth | 9.67 | 19.77 | 10.57 | 9.34 | ✔ | 14.36 | 1.03 | 16.01 | ✔ | 🇺🇸 | ✔ | 0.69 | ✔ | |
| percentile rank | | | 88 | 73 | 49 | 13 | | | | | | | | | | |
| # of funds in category | | | 757 | 703 | 660 | 491 | | | | | | | | | | |
| Alternative | | | | | | | | | | | | | | | | |
| Cohen & Steers Instl Realty Shares | CSRIX | Real Estate | -3.28 | 9.54 | 8.10 | 7.57 | ✔ | 17.14 | 0.97 | 17.97 | ✔ | — | ✔ | 0.75 | ✔ | |
| percentile rank | | | 38 | 25 | 26 | 5 | | | | | | | | | | |
| # of funds in category | | | 226 | 217 | 200 | 155 | | | | | | | | | | |
| Fixed Income | | | | | | | | | | | | | | | | |
| PIMCO Income Instl | PIMIX | Multisector Bond | 7.24 | 8.87 | 4.28 | 4.88 | ✔ | 5.08 | 0.79 | 18.52 | ✔ | — | — | 0.54 | ✔ | |
| percentile rank | | | 10 | 23 | 20 | 10 | | | | | | | | | | |
| # of funds in category | | | 387 | 366 | 331 | 227 | | | | | | | | | | |
| Lincoln Stable Value Account -LNGPA | | Stable Value | — | — | — | — | — | — | — | 42.44 | ✔ | — | — | — | — | |
| percentile rank | | | — | — | — | — | | | | | | | | | | |
| # of funds in category | | | 43 | — | — | — | | | | | | | | | | |
| Balanced | | | | | | | | | | | | | | | | |
| Invesco Equity and Income R6 | IEIFX | Moderate Allocation | 9.25 | 13.68 | 11.58 | 9.04 | ✔ | 11.24 | 1.07 | 22.44 | ✔ | — | ✔ | 0.41 | ✔ | |
| percentile rank | | | 61 | 66 | 3 | 33 | | | | | | | | | | |
| # of funds in category | | | 488 | 474 | 449 | 369 | | | | | | | | | | |

UTE TRIBAL ENTERPRISES 401K PLAN

Screens Summary (Data as of 09-30-2025)

 Fund Removed from Approved List

 Fund on Watch List

| Name | Ticker | Asset Class | Trailing Performance and Risk | | | | | | | Management | | Style | | Expense | |
|----------------------------|--------|---------------------|-------------------------------|-------|------|-------|---|-------------------|----------------|------------|---|--------------|---|--------------|---|
| | | | 1 Yr | 3 Yr | 5 Yr | 10 Yr | Pass/ Fail | Std Dev 3 Yr % | Beta 3 Yr % | Tenure | Pass/ Fail | Style Box | Pass/ Fail | Exp Ratio | Pass/ Fail |
| Janus Henderson Balanced N | JABNX | Moderate Allocation | 13.33 | 16.83 | 9.67 | 10.50 |  | 9.77 | 1.03 | 9.76 |  | — |  | 0.57 |  |
| percentile rank | | | 9 | 15 | 31 | 7 | | | | | | | | | |
| # of funds in category | | | 488 | 474 | 449 | 369 | | | | | | | | | |