

A AUTIELLO CONSTRUCTION CO INC 401K

Screens Summary (Data as of 03-31-2019)

⊖ Fund Removed from Approved List ⚠ Fund on Watch List

Name	Ticker	Asset Class	Trailing Performance and Risk				Management			Style		Expense				
			1 Yr	3 Yr	5 Yr	10 Yr	Pass/ Fail	Std Dev 3 Yr %	Beta 3 Yr %	Tenure	Pass/ Fail	Style Box	Pass/ Fail	Exp Ratio	Pass/ Fail	
US Stock																
Vanguard 500 Index Admiral	VFIAX	Large Blend Index	9.46	13.47	10.87	15.90	✔	10.73	1.00	2.93	✖	☒	✔	0.04	✔	
<i>percentile rank</i>			22	17	10	15										
<i># of funds in category</i>			1,418	1,224	1,085	817										
MFS Growth R6	MFEKX	Large Growth	14.95	18.14	13.75	—	✔	12.49	0.99	17.01	✔	☒	✔	0.57	✔	
<i>percentile rank</i>			13	19	16	—										
<i># of funds in category</i>			1,405	1,269	1,125	815										
JPMorgan Equity Income R6	OIEJX	Large Value	8.51	12.05	9.46	—	✔	9.97	0.92	14.67	✔	☒	✖	0.49	✔	
<i>percentile rank</i>			17	11	10	—										
<i># of funds in category</i>			1,233	1,100	942	699										
Vanguard Mid Cap Index Admiral	VIMAX	Mid-Cap Blend	5.98	11.59	8.85	16.67	✔	12.05	0.98	20.87	✔	☒	✔	0.05	✔	
<i>percentile rank</i>			21	28	11	11										
<i># of funds in category</i>			456	376	329	234										
Vanguard Small Cap Growth Index Admiral	VSGAX	Small Growth	10.40	15.77	8.72	—	✔	15.00	0.91	14.26	✔	☒	✖	0.07	✔	
<i>percentile rank</i>			34	51	47	—										
<i># of funds in category</i>			681	592	525	396										
DFA US Small Cap Value I	DFSVX	Small Value	-3.15	8.39	4.16	15.46	✔	17.14	1.05	7.09	✔	☒	✔	0.52	✔	
<i>percentile rank</i>			51	47	53	24										
<i># of funds in category</i>			440	393	346	238										
Non-US Stock																
Oppenheimer Developing Markets I	ODVIX	Diversified Emerging Mkts	-3.75	11.81	3.88	—	✔	12.27	0.89	11.92	✔	☒	✔	0.87	✔	
<i>percentile rank</i>			9	18	23	—										
<i># of funds in category</i>			833	707	553	239										
MFS Research International R6	MRSKX	Foreign Large Blend	-2.78	8.49	2.56	8.99	✔	10.47	0.95	13.84	✔	☒	✖	0.73	✔	
<i>percentile rank</i>			20	8	31	30										
<i># of funds in category</i>			753	644	514	384										
Vanguard Developed Markets Index Admiral	VTMGX	Foreign Large Blend Index	-4.72	7.59	2.72	9.15	✔	10.50	0.98	6.10	✔	☒	✔	0.07	✔	
<i>percentile rank</i>			49	23	25	26										
<i># of funds in category</i>			753	644	514	384										
Alternative																
Vanguard Real Estate Index Admiral	VGSLX	Real Estate	20.04	5.72	8.79	18.33	✔	13.82	0.98	22.90	✔	—	✔	0.11	✔	
<i>percentile rank</i>			16	49	41	25										
<i># of funds in category</i>			251	225	198	139										
Fixed Income																
Vanguard Inflation-Protected Secs Adm	VAIPX	Inflation-Protected Bond	2.67	1.57	1.87	3.31	✔	3.12	1.02	7.62	✔	—	—	0.10	✔	
<i>percentile rank</i>			14	50	22	33										
<i># of funds in category</i>			225	200	170	105										

A AUTIELLO CONSTRUCTION CO INC 401K

Screens Summary (Data as of 03-31-2019)

⊖ Fund Removed from Approved List ⚠ Fund on Watch List


Name	Ticker	Asset Class	Trailing Performance and Risk				Management			Style		Expense			
			1 Yr	3 Yr	5 Yr	10 Yr	Pass/ Fail	Std Dev 3 Yr %	Beta 3 Yr %	Tenure	Pass/ Fail	Style Box	Pass/ Fail	Exp Ratio	Pass/ Fail
Baird Aggregate Bond Inst <i>percentile rank</i> <i># of funds in category</i>	BAGIX	Intermediate-Term Bond	4.59 17 1,024	2.55 38 901	3.13 14 769	5.18 29 564	✔	2.97	1.00	18.51	✔	☒	—	0.30	✔
PIMCO Income Instl <i>percentile rank</i> <i># of funds in category</i>	PIMIX	Multisector Bond	3.91 29 326	6.33 10 294	5.48 1 228	10.43 1 131	✔	1.74	0.41	12.01	✔	—	—	0.72	✔
Federated Government Ultrashrt Dur R6 <i>percentile rank</i> <i># of funds in category</i>	FGULX	Ultrashort Bond	2.05 85 187	1.36 78 151	— — 134	— — 63	—	0.24	0.01	21.74	✔	—	—	0.24	✔





Target Date															
BlackRock LifePath® Index 2020 K <i>percentile rank</i> <i># of funds in category</i>	LIMKX	Target Date	4.12 25 252	6.41 64 205	5.04 29 167	— — 106	✔	5.06	0.92	7.84	✔	—	✔	0.09	✔
BlackRock LifePath® Index 2025 K <i>percentile rank</i> <i># of funds in category</i>	LIBKX	Target Date	4.44 12 228	7.47 58 188	5.66 23 148	— — 74	✔	6.13	0.99	7.84	✔	—	✔	0.01	✔
BlackRock LifePath® Index 2030 K <i>percentile rank</i> <i># of funds in category</i>	LINKX	Target Date	4.71 10 241	8.37 49 195	6.18 24 157	— — 96	✔	7.04	0.99	7.84	✔	—	✔	0.07	✔
BlackRock LifePath® Index 2035 K <i>percentile rank</i> <i># of funds in category</i>	LIJKX	Target Date	4.83 6 223	9.17 47 183	6.64 21 143	— — 69	✔	7.95	0.98	7.84	✔	—	✔	0.08	✔
BlackRock LifePath® Index 2040 K <i>percentile rank</i> <i># of funds in category</i>	LIKXX	Target Date	4.98 6 241	9.91 34 195	7.05 15 157	— — 96	✔	8.79	0.99	7.84	✔	—	✔	0.08	✔
BlackRock LifePath® Index 2045 K <i>percentile rank</i> <i># of funds in category</i>	LIHKX	Target Date	5.03 2 223	10.40 34 183	7.34 5 143	— — 68	✔	9.39	1.01	7.84	✔	—	✔	0.08	✔
BlackRock LifePath® Index 2050 K <i>percentile rank</i> <i># of funds in category</i>	LIPKX	Target Date	5.01 4 241	10.53 25 195	7.45 5 157	— — 78	✔	9.67	1.03	7.84	✔	—	✔	0.08	✔
BlackRock LifePath® Index 2055 K <i>percentile rank</i> <i># of funds in category</i>	LIVKX	Target Date	5.06 1 223	10.53 32 181	7.50 5 135	— — 9	✔	9.65	1.03	7.84	✔	—	✔	0.08	✔
BlackRock LifePath® Index 2060 K <i>percentile rank</i> <i># of funds in category</i>	LIZKX	Target Date	5.09 4 206	10.55 37 125	— — 10	— — —	—	9.69	1.03	3.08	✔	—	✔	0.12	✔
BlackRock LifePath® Index Retire K <i>percentile rank</i> <i># of funds in category</i>	LIRKX	Target Date	4.19 21 186	5.74 15 162	4.63 4 127	— — 91	✔	4.57	1.17	7.84	✔	—	✔	0.09	✔

A AUTIELLO CONSTRUCTION CO INC 401K

Screens Summary (Data as of 03-31-2019)

 Fund Removed from Approved List

 Fund on Watch List

Name	Ticker	Asset Class	Trailing Performance and Risk							Management		Style		Expense	
			1 Yr	3 Yr	5 Yr	10 Yr	Pass/ Fail	Std Dev 3 Yr %	Beta 3 Yr %	Tenure	Pass/ Fail	Style Box	Pass/ Fail	Exp Ratio	Pass/ Fail
Balanced															
American Funds American Balanced R6	RLBGX	Moderate Allocation	6.56	9.29	7.83	—		6.16	0.97	22.26		—		0.28	
<i>percentile rank</i>			<i>18</i>	<i>11</i>	<i>5</i>	<i>—</i>									
<i># of funds in category</i>			<i>760</i>	<i>692</i>	<i>603</i>	<i>440</i>									