

# ALLIANCE COLLEGE READY PUBLIC

## Screens Summary (Data as of 03-31-2019)

⊖ Fund Removed from Approved List    ⚠ Fund on Watch List

Name	Ticker	Asset Class	Trailing Performance and Risk				Management			Style		Expense				
			1 Yr	3 Yr	5 Yr	10 Yr	Pass/ Fail	Std Dev 3 Yr %	Beta 3 Yr %	Tenure	Pass/ Fail	Style Box	Pass/ Fail	Exp Ratio	Pass/ Fail	
<b>US Stock</b>																
American Funds Invmt Co of Amer R6 <i>percentile rank</i> <i># of funds in category</i>	RICGX	Large Blend	5.80 69 1,418	11.81 61 1,224	9.37 48 1,085	– – 817	✔	9.75	0.87	27.10	✔	☒	✔	0.29	✔	
Vanguard 500 Index Admiral <i>percentile rank</i> <i># of funds in category</i>	VFIAX	Large Blend Index	9.46 22 1,418	13.47 17 1,224	10.87 10 1,085	15.90 15 817	✔	10.73	1.00	2.93	✖	☒	✔	0.04	✔	
American Funds AMCAP R6 <i>percentile rank</i> <i># of funds in category</i>	RAFGX	Large Growth	7.36 79 1,405	13.92 67 1,269	10.39 66 1,125	– – 815	✔	11.06	0.86	22.93	✔	☒	✔	0.36	✔	
American Funds Washington Mutual R6 <i>percentile rank</i> <i># of funds in category</i>	RWMGX	Large Value	8.93 34 1,418	13.09 32 1,224	10.05 35 1,085	– – 817	✔	9.26	0.83	21.76	✔	☒	✔	0.29	✔	
MFS Mid Cap Growth R6 <i>percentile rank</i> <i># of funds in category</i>	OTCKX	Mid-Cap Growth	14.12 14 616	17.05 20 556	12.52 8 496	– – 353	✔	12.63	0.92	10.36	✔	☒	✔	0.81	✔	
Vanguard Mid-Cap Value Index Admiral <i>percentile rank</i> <i># of funds in category</i>	VMVAX	Mid-Cap Value	1.05 41 417	9.77 30 368	7.70 16 318	– – 225	✔	11.89	0.98	12.63	✔	☒	✔	0.07	✔	
Vanguard Small Cap Growth Index Inv <i>percentile rank</i> <i># of funds in category</i>	VISGX	Small Growth	10.26 35 681	15.63 51 592	8.58 50 525	17.41 28 396	✔	15.00	0.91	14.26	✔	☒	✖	0.19	✔	
Vanguard Small Cap Value Index Inv <i>percentile rank</i> <i># of funds in category</i>	VISVX	Small Value	1.46 13 440	10.14 21 393	7.05 6 346	16.17 13 238	✔	14.37	0.87	2.93	✖	☒	✖	0.19	✔	
<b>Non-US Stock</b>																
American Funds New World R6 <i>percentile rank</i> <i># of funds in category</i>	RNWGX	Diversified Emerging Mkts	-1.10 2 833	11.54 20 707	4.77 12 553	– – 239	✔	10.40	0.74	19.80	✔	☒	✔	0.62	✔	
Vanguard Developed Markets Index Admiral <i>percentile rank</i> <i># of funds in category</i>	VTMGX	Foreign Large Blend Index	-4.72 49 753	7.59 23 644	2.72 25 514	9.15 26 384	✔	10.50	0.98	6.10	✔	☒	✔	0.07	✔	
Oppenheimer International Growth Y <i>percentile rank</i> <i># of funds in category</i>	OIGYX	Foreign Large Growth	-10.29 95 442	3.38 98 373	1.24 93 314	10.21 41 235	✔	11.78	1.05	23.03	✔	☒	✔	0.86	✔	
Vanguard International Value Inv <i>percentile rank</i> <i># of funds in category</i>	VTRIX	Foreign Large Value	-5.86 38 314	7.92 18 275	1.78 19 225	8.47 33 148	✔	10.08	0.93	10.88	✔	☒	✖	0.38	✔	
MFS Global Equity R4 <i>percentile rank</i> <i># of funds in category</i>	MWELX	World Stock	5.77 18 904	10.54 38 738	7.03 30 622	13.62 19 376	✔	10.52	0.91	9.50	✔	☒	✔	0.90	✔	

# ALLIANCE COLLEGE READY PUBLIC

## Screens Summary (Data as of 03-31-2019)
































⊖ Fund Removed from Approved List    ⚠ Fund on Watch List

Name	Ticker	Asset Class	Trailing Performance and Risk				Management			Style		Expense			
			1 Yr	3 Yr	5 Yr	10 Yr	Pass/ Fail	Std Dev 3 Yr %	Beta 3 Yr %	Tenure	Pass/ Fail	Style Box	Pass/ Fail	Exp Ratio	Pass/ Fail
<b>Alternative</b>															
Invesco Balanced-Risk Commodity Strat R6	IBRFX	Commodities Broad Basket	-7.02	2.11	-5.42	—	✔	10.31	0.92	8.34	✔	—	—	1.01	✔
<i>percentile rank</i>			83	61	11	—									
<i># of funds in category</i>			125	110	94	34									
Vanguard Real Estate Index Admiral	VGSLX	Real Estate	20.04	5.72	8.79	18.33	✔	13.82	0.98	22.90	✔	—	✔	0.11	✔
<i>percentile rank</i>			16	49	41	25									
<i># of funds in category</i>			251	225	198	139									
<b>Fixed Income</b>															
Eaton Vance Income Fund of Boston I	EIBIX	High Yield Bond	4.84	6.47	4.20	10.73	✔	3.83	0.81	23.26	✔	—	—	0.74	✔
<i>percentile rank</i>			42	65	21	16									
<i># of funds in category</i>			701	611	520	332									
American Century Inflation Adjs Bond R5	AIANX	Inflation- Protected Bond	1.83	1.51	1.62	3.12	✔	3.08	1.00	17.34	✔	—	—	0.27	✔
<i>percentile rank</i>			81	54	32	43									
<i># of funds in category</i>			225	200	170	105									
Vanguard Interm-Term Bond Index Adm	VBILX	Intermediate- Term Bond	5.74	2.08	3.18	4.93	✔	3.75	1.24	10.94	✔	☐	—	0.07	✔
<i>percentile rank</i>			2	60	12	37									
<i># of funds in category</i>			1,024	901	769	564									
PIMCO Income I2	PONPX	Multisector Bond	3.80	6.22	5.38	10.33	✔	1.74	0.41	12.01	✔	—	—	0.82	✔
<i>percentile rank</i>			33	10	1	1									
<i># of funds in category</i>			326	294	228	131									
PIMCO Short-Term I2	PTSPX	Ultrashort Bond	2.21	2.53	1.77	2.18	✔	0.83	-0.13	8.25	✔	—	—	0.67	✖
<i>percentile rank</i>			73	8	6	25									
<i># of funds in category</i>			187	151	134	63									
PIMCO International Bond (USD-Hdg) I-2	PFBPX	World Bond	4.15	4.34	4.87	7.19	✔	2.23	0.18	4.51	✔	—	—	0.66	✔
<i>percentile rank</i>			19	9	1	4									
<i># of funds in category</i>			308	257	239	145									
<b>Target Date</b>															
American Funds 2010 Trgt Date Retire R6	RFTTX	Target Date	4.37	6.02	4.94	—	✔	4.10	0.90	12.17	✔	—	✔	0.33	✔
<i>percentile rank</i>			12	34	1	—									
<i># of funds in category</i>			138	113	92	72									
American Funds 2015 Trgt Date Retire R6	RFJTX	Target Date	4.58	6.45	5.23	—	✔	4.46	0.89	12.17	✔	—	✔	0.33	✔
<i>percentile rank</i>			10	36	8	—									
<i># of funds in category</i>			139	112	83	50									
American Funds 2020 Trgt Date Retire R6	RRCTX	Target Date	4.61	7.12	5.70	—	✔	4.86	0.87	12.17	✔	—	✔	0.34	✔
<i>percentile rank</i>			12	34	1	—									
<i># of funds in category</i>			252	205	167	106									
American Funds 2025 Trgt Date Retire R6	RFDTX	Target Date	4.42	8.18	6.27	—	✔	5.80	0.92	12.17	✔	—	✔	0.36	✔
<i>percentile rank</i>			13	30	1	—									
<i># of funds in category</i>			228	188	148	74									

**ALLIANCE COLLEGE READY PUBLIC**

## Screens Summary (Data as of 03-31-2019)

 Fund Removed from Approved List
  Fund on Watch List

Name	Ticker	Asset Class	Trailing Performance and Risk				Management		Style		Expense					
			1 Yr	3 Yr	5 Yr	10 Yr	Pass/ Fail	Std Dev 3 Yr %	Beta 3 Yr %	Tenure	Pass/ Fail	Style Box	Pass/ Fail	Exp Ratio	Pass/ Fail	
American Funds 2030 Trgt Date Retire R6 <i>percentile rank</i> <i># of funds in category</i>	RFETX	Target Date	4.48 14 241	9.65 10 195	7.12 1 157	— — 96		6.92	0.96	12.17		—		0.38		
American Funds 2035 Trgt Date Retire R6 <i>percentile rank</i> <i># of funds in category</i>	RFCTX	Target Date	4.61 12 223	10.88 1 183	7.77 1 143	— — 69		8.14	0.99	12.17		—		0.39		
American Funds 2040 Trgt Date Retire R6 <i>percentile rank</i> <i># of funds in category</i>	RFCTX	Target Date	4.63 9 241	11.28 1 195	7.98 1 157	— — 96		8.56	0.95	12.17		—		0.40		
American Funds 2045 Trgt Date Retire R6 <i>percentile rank</i> <i># of funds in category</i>	RFCTX	Target Date	4.61 6 223	11.50 1 183	8.12 1 143	— — 68		8.74	0.93	12.17		—		0.40		
American Funds 2050 Trgt Date Retire R6 <i>percentile rank</i> <i># of funds in category</i>	RFCTX	Target Date	4.66 7 241	11.62 1 195	8.19 1 157	— — 78		8.83	0.93	12.17		—		0.41		
American Funds 2055 Trgt Date Retire R6 <i>percentile rank</i> <i># of funds in category</i>	RFCTX	Target Date	4.64 5 223	11.62 1 181	8.18 1 135	— — 9		8.87	0.93	9.16		—		0.42		
American Funds 2060 Trgt Date Retire R6 <i>percentile rank</i> <i># of funds in category</i>	RFCTX	Target Date	4.55 10 206	11.58 1 125	— — 10	— —		8.83	0.93	4.01		—		0.44		
<b>Balanced</b>																
American Funds American Balanced R6 <i>percentile rank</i> <i># of funds in category</i>	RLBGX	Moderate Allocation	6.56 18 760	9.29 11 692	7.83 5 603	— — 440		6.16	0.97	22.26		—		0.28	