

BRFOODS 401(K) PROFIT SHARING PLAN

Screens Summary (Data as of 03-31-2019)

⊖ Fund Removed from Approved List ⚠ Fund on Watch List

Name	Ticker	Asset Class	Trailing Performance and Risk				Management			Style		Expense				
			1 Yr	3 Yr	5 Yr	10 Yr	Pass/ Fail	Std Dev 3 Yr %	Beta 3 Yr %	Tenure	Pass/ Fail	Style Box	Pass/ Fail	Exp Ratio	Pass/ Fail	
US Stock																
JPMorgan US Equity R6 <i>percentile rank</i> <i># of funds in category</i>	JUEMX	Large Blend	8.07 47 1,418	13.34 23 1,224	10.30 28 1,085	- - 817	✔	12.06	1.11	18.25	✔	☒	✖	0.46	✔	
Vanguard 500 Index Admiral <i>percentile rank</i> <i># of funds in category</i>	VFIAX	Large Blend Index	9.46 22 1,418	13.47 17 1,224	10.87 10 1,085	15.90 15 817	✔	10.73	1.00	2.93	✖	☒	✔	0.04	✔	
JPMorgan Large Cap Growth R6 <i>percentile rank</i> <i># of funds in category</i>	JLGMX	Large Growth	14.14 17 1,405	20.34 7 1,269	14.69 8 1,125	- - 815	✔	14.48	1.14	14.67	✔	☒	✔	0.48	✔	
American Funds Washington Mutual R6 <i>percentile rank</i> <i># of funds in category</i>	RWMGX	Large Value	8.93 34 1,418	13.09 32 1,224	10.05 35 1,085	- - 817	✔	9.26	0.83	21.76	✔	☒	✔	0.29	✔	
MFS Mid Cap Growth R6 <i>percentile rank</i> <i># of funds in category</i>	OTCKX	Mid-Cap Growth	14.12 14 616	17.05 20 556	12.52 8 496	- - 353	✔	12.63	0.92	10.36	✔	☒	✔	0.81	✔	
American Century Mid Cap Value I <i>percentile rank</i> <i># of funds in category</i>	AVUAX	Mid-Cap Value	1.07 41 417	8.92 48 368	8.48 8 318	15.42 34 225	✔	12.14	0.99	15.01	✔	☒	✔	0.76	✔	
Carillon Eagle Small Cap Growth I <i>percentile rank</i> <i># of funds in category</i>	HSIIX	Small Growth	4.03 70 681	14.27 63 592	8.48 53 525	16.65 42 396	✔	16.29	0.97	23.26	✔	☒	✔	0.75	✔	
Vanguard Small Cap Value Index Inv <i>percentile rank</i> <i># of funds in category</i>	VISVX	Small Value	1.46 13 440	10.14 21 393	7.05 6 346	16.17 13 238	✔	14.37	0.87	2.93	✖	☒	✖	0.19	✔	
Non-US Stock																
American Funds New World R6 <i>percentile rank</i> <i># of funds in category</i>	RNWGX	Diversified Emerging Mkts	-1.10 2 833	11.54 20 707	4.77 12 553	- - 239	✔	10.40	0.74	19.80	✔	☒	✔	0.62	✔	
Vanguard Developed Markets Index Admiral <i>percentile rank</i> <i># of funds in category</i>	VTMGX	Foreign Large Blend Index	-4.72 49 753	7.59 23 644	2.72 25 514	9.15 26 384	✔	10.50	0.98	6.10	✔	☒	✔	0.07	✔	
Oppenheimer International Growth Y <i>percentile rank</i> <i># of funds in category</i>	OIGYX	Foreign Large Growth	-10.29 95 442	3.38 98 373	1.24 93 314	10.21 41 235	✔	11.78	1.05	23.03	✔	☒	✔	0.86	✔	
Vanguard International Value Inv <i>percentile rank</i> <i># of funds in category</i>	VTRIX	Foreign Large Value	-5.86 38 314	7.92 18 275	1.78 19 225	8.47 33 148	✔	10.08	0.93	10.88	✔	☒	✖	0.38	✔	
American Funds New Perspective R6 <i>percentile rank</i> <i># of funds in category</i>	RNPGX	World Stock	5.34 22 904	13.37 14 738	9.18 11 622	- - 376	✔	10.82	0.92	18.34	✔	☒	✔	0.44	✔	

BRFOODS 401(K) PROFIT SHARING PLAN


Screens Summary (Data as of 03-31-2019)

⊖ Fund Removed from Approved List ⚠ Fund on Watch List









Name	Ticker	Asset Class	Trailing Performance and Risk				Management			Style		Expense				
			1 Yr	3 Yr	5 Yr	10 Yr	Pass/ Fail	Std Dev 3 Yr %	Beta 3 Yr %	Tenure	Pass/ Fail	Style Box	Pass/ Fail	Exp Ratio	Pass/ Fail	
Alternative																
PIMCO Commodity Real Return Strat I2	PCRPX	Commodities Broad Basket	-5.52	2.84	-8.96	-0.30	✔	10.79	1.07	11.25	✔	—	—	1.34	✔	
<i>percentile rank</i>			49	50	62	12										
<i># of funds in category</i>			125	110	94	34										
Vanguard Real Estate Index Admiral	VGSLX	Real Estate	20.04	5.72	8.79	18.33	✔	13.82	0.98	22.90	✔	—	✔	0.11	✔	
<i>percentile rank</i>			16	49	41	25										
<i># of funds in category</i>			251	225	198	139										
Fixed Income																
Eaton Vance Income Fund of Boston I	EIBIX	High Yield Bond	4.84	6.47	4.20	10.73	✔	3.83	0.81	23.26	✔	—	—	0.74	✔	
<i>percentile rank</i>			42	65	21	16										
<i># of funds in category</i>			701	611	520	332										
BlackRock Inflation Protected Bond Instl	BPRIX	Inflation- Protected Bond	1.86	1.60	1.41	3.06	✔	2.99	0.98	2.12	✖	—	—	0.50	✔	
<i>percentile rank</i>			80	46	47	48										
<i># of funds in category</i>			225	200	170	105										
Baird Aggregate Bond Inst	BAGIX	Intermediate- Term Bond	4.59	2.55	3.13	5.18	✔	2.97	1.00	18.51	✔	☐	—	0.30	✔	
<i>percentile rank</i>			17	38	14	29										
<i># of funds in category</i>			1,024	901	769	564										
PIMCO Income I2	PONPX	Multisector Bond	3.80	6.22	5.38	10.33	✔	1.74	0.41	12.01	✔	—	—	0.82	✔	
<i>percentile rank</i>			33	10	1	1										
<i># of funds in category</i>			326	294	228	131										
Federated Government Ultrashrt Dur Instl	FGUSX	Ultrashort Bond	2.03	1.34	0.82	0.71	✖	0.25	0.01	21.74	✔	—	—	0.26	✔	
<i>percentile rank</i>			85	80	83	79										
<i># of funds in category</i>			187	151	134	63										
Templeton Global Bond Adv	TGBAX	World Bond	2.06	4.18	1.88	5.63	✔	5.90	-0.18	17.26	✔	—	—	0.61	✔	
<i>percentile rank</i>			43	10	29	20										
<i># of funds in category</i>			308	257	239	145										
Target Date																
Vanguard Target Retirement 2020 Inv	VTWXX	Target Date	3.82	7.39	5.65	10.19	✔	5.58	1.01	6.10	✔	—	✔	0.13	✔	
<i>percentile rank</i>			33	25	5	23										
<i># of funds in category</i>			252	205	167	106										
Vanguard Target Retirement 2030 Inv	VTHRX	Target Date	3.71	8.87	6.39	11.65	✔	7.18	1.01	6.10	✔	—	✔	0.14	✔	
<i>percentile rank</i>			36	35	16	20										
<i># of funds in category</i>			241	195	157	96										
Vanguard Target Retirement 2040 Inv	VFORX	Target Date	3.38	10.20	6.96	12.55	✔	8.66	0.98	6.10	✔	—	✔	0.14	✔	
<i>percentile rank</i>			38	28	21	17										
<i># of funds in category</i>			241	195	157	96										
Vanguard Target Retirement 2050 Inv	VFIFX	Target Date	3.27	10.43	7.08	12.63	✔	9.15	0.98	6.10	✔	—	✔	0.15	✔	
<i>percentile rank</i>			38	36	22	19										
<i># of funds in category</i>			241	195	157	78										

BRFOODS 401(K) PROFIT SHARING PLAN







Screens Summary (Data as of 03-31-2019)

 Fund Removed from Approved List

 Fund on Watch List

Name	Ticker	Asset Class	Trailing Performance and Risk				Management			Style		Expense			
			1 Yr	3 Yr	5 Yr	10 Yr	Pass/ Fail	Std Dev 3 Yr %	Beta 3 Yr %	Tenure	Pass/ Fail	Style Box	Pass/ Fail	Exp Ratio	Pass/ Fail
Vanguard Target Retirement 2060 Inv	VTTSX	Target Date	3.25	10.42	7.05	—		9.14	0.97	6.10		—		0.15	
<i>percentile rank</i>			44	48	1	—									
<i># of funds in category</i>			206	125	10	—									
Vanguard Target Retirement Income Inv	VTINX	Target Date	3.92	4.87	4.13	6.69		3.45	0.87	6.10		—		0.12	
<i>percentile rank</i>			35	48	23	53									
<i># of funds in category</i>			186	162	127	91									

Balanced

 BlackRock Global Allocation Instl	MALOX	World Allocation	-0.04	5.75	3.46	7.53		6.39	0.97	15.26				0.80	
<i>percentile rank</i>			53	61	45	74									
<i># of funds in category</i>			467	397	323	165									