

# CAPITAL CITY PUBLIC CHARTER SCHOOL

## Screens Summary (Data as of 03-31-2019)

⊖ Fund Removed from Approved List    ⚠ Fund on Watch List

Name	Ticker	Asset Class	Trailing Performance and Risk				Management			Style		Expense				
			1 Yr	3 Yr	5 Yr	10 Yr	Pass/ Fail	Std Dev 3 Yr %	Beta 3 Yr %	Tenure	Pass/ Fail	Style Box	Pass/ Fail	Exp Ratio	Pass/ Fail	
<b>US Stock</b>																
Vanguard 500 Index Admiral	VFIAX	Large Blend Index	9.46	13.47	10.87	15.90	✔	10.73	1.00	2.93	✖	☒	✔	0.04	✔	
<i>percentile rank</i>			22	17	10	15										
<i># of funds in category</i>			1,418	1,224	1,085	817										
MFS Growth R6	MFEKX	Large Growth	14.95	18.14	13.75	—	✔	12.49	0.99	17.01	✔	☒	✔	0.57	✔	
<i>percentile rank</i>			13	19	16	—										
<i># of funds in category</i>			1,405	1,269	1,125	815										
Invesco Diversified Dividend R6	LCEFX	Large Value	7.21	6.95	7.35	—	✔	8.39	0.74	16.26	✔	☒	✔	0.40	✔	
<i>percentile rank</i>			26	95	47	—										
<i># of funds in category</i>			1,233	1,100	942	699										
Vanguard Mid Cap Index Admiral	VIMAX	Mid-Cap Blend	5.98	11.59	8.85	16.67	✔	12.05	0.98	20.87	✔	☒	✔	0.05	✔	
<i>percentile rank</i>			21	28	11	11										
<i># of funds in category</i>			456	376	329	234										
PGIM Jennison Small Company R6	PJSQX	Small Growth	0.23	10.99	7.10	—	✔	13.98	0.83	18.92	✔	☒	✖	0.68	✔	
<i>percentile rank</i>			86	85	72	—										
<i># of funds in category</i>			681	592	525	396										
DFA US Small Cap Value I	DFSVX	Small Value	-3.15	8.39	4.16	15.46	✔	17.14	1.05	7.09	✔	☒	✔	0.52	✔	
<i>percentile rank</i>			51	47	53	24										
<i># of funds in category</i>			440	393	346	238										
<b>Non-US Stock</b>																
Oppenheimer Developing Markets I	ODVIX	Diversified Emerging Mkts	-3.75	11.81	3.88	—	✔	12.27	0.89	11.92	✔	☒	✔	0.87	✔	
<i>percentile rank</i>			9	18	23	—										
<i># of funds in category</i>			833	707	553	239										
American Funds Intl Gr and Inc R6	RIGGX	Foreign Large Blend	-5.37	7.47	1.68	—	✔	10.22	0.95	10.50	✔	☒	✔	0.57	✔	
<i>percentile rank</i>			57	27	67	—										
<i># of funds in category</i>			753	644	514	384										
Vanguard Developed Markets Index Admiral	VTMGX	Foreign Large Blend Index	-4.72	7.59	2.72	9.15	✔	10.50	0.98	6.10	✔	☒	✔	0.07	✔	
<i>percentile rank</i>			49	23	25	26										
<i># of funds in category</i>			753	644	514	384										
<b>Alternative</b>																
Vanguard Real Estate Index Admiral	VGSLX	Real Estate	20.04	5.72	8.79	18.33	✔	13.82	0.98	22.90	✔	—	✔	0.11	✔	
<i>percentile rank</i>			16	49	41	25										
<i># of funds in category</i>			251	225	198	139										
<b>Fixed Income</b>																
Vanguard Inflation-Protected Secs Adm	VAIPX	Inflation-Protected Bond	2.67	1.57	1.87	3.31	✔	3.12	1.02	7.62	✔	—	—	0.10	✔	
<i>percentile rank</i>			14	50	22	33										
<i># of funds in category</i>			225	200	170	105										

# CAPITAL CITY PUBLIC CHARTER SCHOOL

## Screens Summary (Data as of 03-31-2019)

⊖ Fund Removed from Approved List    ⚠ Fund on Watch List

Name	Ticker	Asset Class	Trailing Performance and Risk				Management			Style		Expense			
			1 Yr	3 Yr	5 Yr	10 Yr	Pass/ Fail	Std Dev 3 Yr %	Beta 3 Yr %	Tenure	Pass/ Fail	Style Box	Pass/ Fail	Exp Ratio	Pass/ Fail
Baird Aggregate Bond Inst <i>percentile rank</i> <i># of funds in category</i>	BAGIX	Intermediate-Term Bond	4.59 17 1,024	2.55 38 901	3.13 14 769	5.18 29 564	✔	2.97	1.00	18.51	✔	☒	—	0.30	✔
PIMCO Income Instl <i>percentile rank</i> <i># of funds in category</i>	PIMIX	Multisector Bond	3.91 29 326	6.33 10 294	5.48 1 228	10.43 1 131	✔	1.74	0.41	12.01	✔	—	—	0.72	✔
Federated Government Ultrashrt Dur R6 <i>percentile rank</i> <i># of funds in category</i>	FGULX	Ultrashort Bond	2.05 85 187	1.36 78 151	— — 134	— — 63	—	0.24	0.01	21.74	✔	—	—	0.24	✔









Target Date															
Vanguard Target Retirement 2015 Inv <i>percentile rank</i> <i># of funds in category</i>	VTXVX	Target Date	3.87 33 139	6.28 51 112	4.98 29 83	9.25 47 50	✔	4.39	0.89	6.10	✔	—	✔	0.13	✔
Vanguard Target Retirement 2020 Inv <i>percentile rank</i> <i># of funds in category</i>	VTWNX	Target Date	3.82 33 252	7.39 25 205	5.65 5 167	10.19 23 106	✔	5.58	1.01	6.10	✔	—	✔	0.13	✔
Vanguard Target Retirement 2025 Inv <i>percentile rank</i> <i># of funds in category</i>	VTTVX	Target Date	3.83 34 228	8.20 28 188	6.07 5 148	10.95 22 74	✔	6.44	1.04	6.10	✔	—	✔	0.13	✔
Vanguard Target Retirement 2030 Inv <i>percentile rank</i> <i># of funds in category</i>	VTHRX	Target Date	3.71 36 241	8.87 35 195	6.39 16 157	11.65 20 96	✔	7.18	1.01	6.10	✔	—	✔	0.14	✔
Vanguard Target Retirement 2035 Inv <i>percentile rank</i> <i># of funds in category</i>	VTTX	Target Date	3.55 32 223	9.52 36 183	6.69 19 143	12.27 20 69	✔	7.92	0.98	6.10	✔	—	✔	0.14	✔
Vanguard Target Retirement 2040 Inv <i>percentile rank</i> <i># of funds in category</i>	VFORX	Target Date	3.38 38 241	10.20 28 195	6.96 21 157	12.55 17 96	✔	8.66	0.98	6.10	✔	—	✔	0.14	✔
Vanguard Target Retirement 2045 Inv <i>percentile rank</i> <i># of funds in category</i>	VTIVX	Target Date	3.27 42 223	10.43 31 183	7.08 16 143	12.63 19 68	✔	9.14	0.99	6.10	✔	—	✔	0.15	✔
Vanguard Target Retirement 2050 Inv <i>percentile rank</i> <i># of funds in category</i>	VFIFX	Target Date	3.27 38 241	10.43 36 195	7.08 22 157	12.63 19 78	✔	9.15	0.98	6.10	✔	—	✔	0.15	✔
Vanguard Target Retirement 2055 Inv <i>percentile rank</i> <i># of funds in category</i>	VFFVX	Target Date	3.28 38 223	10.43 43 181	7.05 26 135	— — 9	✔	9.13	0.97	6.10	✔	—	✔	0.15	✔
Vanguard Target Retirement 2060 Inv <i>percentile rank</i> <i># of funds in category</i>	VTTX	Target Date	3.25 44 206	10.42 48 125	7.05 1 10	— — —	✔	9.14	0.97	6.10	✔	—	✔	0.15	✔
Vanguard Target Retirement 2065 Inv <i>percentile rank</i> <i># of funds in category</i>	VLXVX	Target Date	3.24 46 206	— — 125	— — 10	— — —	—	—	—	1.72	✖	—	✔	0.15	✔

# CAPITAL CITY PUBLIC CHARTER SCHOOL

## Screens Summary (Data as of 03-31-2019)

 Fund Removed from Approved List

 Fund on Watch List

Name	Ticker	Asset Class	Trailing Performance and Risk							Management		Style		Expense	
			1 Yr	3 Yr	5 Yr	10 Yr	Pass/ Fail	Std Dev 3 Yr %	Beta 3 Yr %	Tenure	Pass/ Fail	Style Box	Pass/ Fail	Exp Ratio	Pass/ Fail
Vanguard Target Retirement Income Inv	VTINX	Target Date	3.92	4.87	4.13	6.69		3.45	0.87	6.10		—		0.12	
<i>percentile rank</i>			<i>35</i>	<i>48</i>	<i>23</i>	<i>53</i>									
<i># of funds in category</i>			<i>186</i>	<i>162</i>	<i>127</i>	<i>91</i>									
<b>Balanced</b>															
American Funds American Balanced R6	RLBGX	Moderate Allocation	6.56	9.29	7.83	—		6.16	0.97	22.26		—		0.28	
<i>percentile rank</i>			<i>18</i>	<i>11</i>	<i>5</i>	<i>—</i>									
<i># of funds in category</i>			<i>760</i>	<i>692</i>	<i>603</i>	<i>440</i>									