

CHERRY LANE RETIREMENT TRUST

Screens Summary (Data as of 03-31-2019)

Fund Removed from Approved List
 Fund on Watch List

Name	Ticker	Asset Class	Trailing Performance and Risk				Management			Style		Expense				
			1 Yr	3 Yr	5 Yr	10 Yr	Pass/ Fail	Std Dev 3 Yr %	Beta 3 Yr %	Tenure	Pass/ Fail	Style Box	Pass/ Fail	Exp Ratio	Pass/ Fail	
US Stock																
Vanguard 500 Index Admiral <i>percentile rank</i> <i># of funds in category</i>	VFIAX	Large Blend Index	9.46 22 1,418	13.47 17 1,224	10.87 10 1,085	15.90 15 817		10.73	1.00	2.93				0.04		
Fidelity® Contrafund® <i>percentile rank</i> <i># of funds in category</i>	FCNTX	Large Growth	8.78 67 1,405	15.89 41 1,269	12.20 42 1,125	16.22 45 815		12.70	1.01	28.55				0.81		
American Funds Washington Mutual R6 <i>percentile rank</i> <i># of funds in category</i>	RWMGX	Large Value	8.93 34 1,418	13.09 32 1,224	10.05 35 1,085	— — 817		9.26	0.83	21.76				0.29		
Vanguard Mid Cap Index Admiral <i>percentile rank</i> <i># of funds in category</i>	VIMAX	Mid-Cap Blend	5.98 21 456	11.59 28 376	8.85 11 329	16.67 11 234		12.05	0.98	20.87				0.05		
Carillon Eagle Small Cap Growth I <i>percentile rank</i> <i># of funds in category</i>	HSIIX	Small Growth	4.03 70 681	14.27 63 592	8.48 53 525	16.65 42 396		16.29	0.97	23.26				0.75		
Delaware Small Cap Value Instl <i>percentile rank</i> <i># of funds in category</i>	DEVIX	Small Value	-3.34 53 440	10.04 22 393	5.84 18 346	15.13 33 238		15.84	0.96	21.93				0.90		
Non-US Stock																
JPMorgan Emerging Markets Equity R5 <i>percentile rank</i> <i># of funds in category</i>	JEMOX	Diversified Emerging Mkts	-2.70 5 833	— — 707	— — 553	— — 239		—	—	13.59				0.89		
American Funds Europacific Growth R6 <i>percentile rank</i> <i># of funds in category</i>	REGGX	Foreign Large Blend	-4.66 64 442	9.33 31 373	4.27 39 314	— — 235		11.38	1.01	27.27				0.49		
Vanguard Developed Markets Index Admiral <i>percentile rank</i> <i># of funds in category</i>	VTMGX	Foreign Large Blend Index	-4.72 49 753	7.59 23 644	2.72 25 514	9.15 26 384		10.50	0.98	6.10				0.07		
Alternative																
Vanguard Real Estate Index Admiral <i>percentile rank</i> <i># of funds in category</i>	VGSLX	Real Estate	20.04 16 251	5.72 49 225	8.79 41 198	18.33 25 139		13.82	0.98	22.90		—		0.11		
Fixed Income																
BlackRock Inflation Protected Bond Instl <i>percentile rank</i> <i># of funds in category</i>	BPRIX	Inflation-Protected Bond	1.86 80 225	1.60 46 200	1.41 47 170	3.06 48 105		2.99	0.98	2.12		—	—	0.50		

CHERRY LANE RETIREMENT TRUST

Screens Summary (Data as of 03-31-2019)

⊖ Fund Removed from Approved List ⚠ Fund on Watch List

Name	Ticker	Asset Class	Trailing Performance and Risk				Management			Style		Expense			
			1 Yr	3 Yr	5 Yr	10 Yr	Pass/ Fail	Std Dev 3 Yr %	Beta 3 Yr %	Tenure	Pass/ Fail	Style Box	Pass/ Fail	Exp Ratio	Pass/ Fail
Baird Aggregate Bond Inst <i>percentile rank</i> <i># of funds in category</i>	BAGIX	Intermediate-Term Bond	4.59 17 1,024	2.55 38 901	3.13 14 769	5.18 29 564	✓	2.97	1.00	18.51	✓	☒	—	0.30	✓
PIMCO Income I2 <i>percentile rank</i> <i># of funds in category</i>	PONPX	Multisector Bond	3.80 33 326	6.22 10 294	5.38 1 228	10.33 1 131	✓	1.74	0.41	12.01	✓	—	—	0.82	✓
Federated Government Ultrashrt Dur Instl <i>percentile rank</i> <i># of funds in category</i>	FGUSX	Ultrashort Bond	2.03 85 187	1.34 80 151	0.82 83 134	0.71 79 63	⊕	0.25	0.01	21.74	✓	—	—	0.26	✓

Target Date











Vanguard Target Retirement 2015 Inv <i>percentile rank</i> <i># of funds in category</i>	VTXVX	Target Date	3.87 33 139	6.28 51 112	4.98 29 83	9.25 47 50	✓	4.39	0.89	6.10	✓	—	✓	0.13	✓
Vanguard Target Retirement 2020 Inv <i>percentile rank</i> <i># of funds in category</i>	VTWNX	Target Date	3.82 33 252	7.39 25 205	5.65 5 167	10.19 23 106	✓	5.58	1.01	6.10	✓	—	✓	0.13	✓
Vanguard Target Retirement 2025 Inv <i>percentile rank</i> <i># of funds in category</i>	VTTVX	Target Date	3.83 34 228	8.20 28 188	6.07 5 148	10.95 22 74	✓	6.44	1.04	6.10	✓	—	✓	0.13	✓
Vanguard Target Retirement 2030 Inv <i>percentile rank</i> <i># of funds in category</i>	VTHRX	Target Date	3.71 36 241	8.87 35 195	6.39 16 157	11.65 20 96	✓	7.18	1.01	6.10	✓	—	✓	0.14	✓
Vanguard Target Retirement 2035 Inv <i>percentile rank</i> <i># of funds in category</i>	VTTX	Target Date	3.55 32 223	9.52 36 183	6.69 19 143	12.27 20 69	✓	7.92	0.98	6.10	✓	—	✓	0.14	✓
Vanguard Target Retirement 2040 Inv <i>percentile rank</i> <i># of funds in category</i>	VFORX	Target Date	3.38 38 241	10.20 28 195	6.96 21 157	12.55 17 96	✓	8.66	0.98	6.10	✓	—	✓	0.14	✓
Vanguard Target Retirement 2045 Inv <i>percentile rank</i> <i># of funds in category</i>	VTIVX	Target Date	3.27 42 223	10.43 31 183	7.08 16 143	12.63 19 68	✓	9.14	0.99	6.10	✓	—	✓	0.15	✓
Vanguard Target Retirement 2050 Inv <i>percentile rank</i> <i># of funds in category</i>	VFIFX	Target Date	3.27 38 241	10.43 36 195	7.08 22 157	12.63 19 78	✓	9.15	0.98	6.10	✓	—	✓	0.15	✓
Vanguard Target Retirement 2055 Inv <i>percentile rank</i> <i># of funds in category</i>	VFFVX	Target Date	3.28 38 223	10.43 43 181	7.05 26 135	— — 9	✓	9.13	0.97	6.10	✓	—	✓	0.15	✓
Vanguard Target Retirement 2060 Inv <i>percentile rank</i> <i># of funds in category</i>	VTTX	Target Date	3.25 44 206	10.42 48 125	7.05 1 10	— — —	✓	9.14	0.97	6.10	✓	—	✓	0.15	✓
Vanguard Target Retirement 2065 Inv <i>percentile rank</i> <i># of funds in category</i>	VLXVX	Target Date	3.24 46 206	— — 125	— — 10	— — —	—	—	—	1.72	⊕	—	✓	0.15	✓

CHERRY LANE RETIREMENT TRUST

Screens Summary (Data as of 03-31-2019)

 Fund Removed from Approved List

 Fund on Watch List

Name	Ticker	Asset Class	Trailing Performance and Risk				Management			Style		Expense			
			1 Yr	3 Yr	5 Yr	10 Yr	Pass/ Fail	Std Dev 3 Yr %	Beta 3 Yr %	Tenure	Pass/ Fail	Style Box	Pass/ Fail	Exp Ratio	Pass/ Fail
Vanguard Target Retirement Income Inv	VTINX	Target Date	3.92	4.87	4.13	6.69		3.45	0.87	6.10		—		0.12	
<i>percentile rank</i>			<i>35</i>	<i>48</i>	<i>23</i>	<i>53</i>									
<i># of funds in category</i>			<i>186</i>	<i>162</i>	<i>127</i>	<i>91</i>									
Balanced															
 BlackRock Global Allocation Instl	MALOX	World Allocation	-0.04	5.75	3.46	7.53		6.39	0.97	15.26				0.80	
<i>percentile rank</i>			<i>53</i>	<i>61</i>	<i>45</i>	<i>74</i>									
<i># of funds in category</i>			<i>467</i>	<i>397</i>	<i>323</i>	<i>165</i>									