

**EASTERN CHRISTIAN 403(B) PLAN**

## Screens Summary (Data as of 03-31-2019)

Fund Removed from Approved List
 Fund on Watch List

Name	Ticker	Asset Class	Trailing Performance and Risk				Management			Style		Expense				
			1 Yr	3 Yr	5 Yr	10 Yr	Pass/ Fail	Std Dev 3 Yr %	Beta 3 Yr %	Tenure	Pass/ Fail	Style Box	Pass/ Fail	Exp Ratio	Pass/ Fail	
<b>US Stock</b>																
Vanguard 500 Index Admiral	VFIAX	Large Blend Index	9.46	13.47	10.87	15.90		10.73	1.00	2.93				0.04		
<i>percentile rank</i>			22	17	10	15										
<i># of funds in category</i>			1,418	1,224	1,085	817										
Fidelity® Contrafund®	FCNTX	Large Growth	8.78	15.89	12.20	16.22		12.70	1.01	28.55				0.81		
<i>percentile rank</i>			67	41	42	45										
<i># of funds in category</i>			1,405	1,269	1,125	815										
American Funds Washington Mutual R6	RWMGX	Large Value	8.93	13.09	10.05	—		9.26	0.83	21.76				0.29		
<i>percentile rank</i>			34	32	35	—										
<i># of funds in category</i>			1,418	1,224	1,085	817										
Vanguard Mid Cap Index Admiral	VIMAX	Mid-Cap Blend	5.98	11.59	8.85	16.67		12.05	0.98	20.87				0.05		
<i>percentile rank</i>			21	28	11	11										
<i># of funds in category</i>			456	376	329	234										
Carillon Eagle Small Cap Growth I	HSIIX	Small Growth	4.03	14.27	8.48	16.65		16.29	0.97	23.26				0.75		
<i>percentile rank</i>			70	63	53	42										
<i># of funds in category</i>			681	592	525	396										
Delaware Small Cap Value Instl	DEVIX	Small Value	-3.34	10.04	5.84	15.13		15.84	0.96	21.93				0.90		
<i>percentile rank</i>			53	22	18	33										
<i># of funds in category</i>			440	393	346	238										
<b>Non-US Stock</b>																
JPMorgan Emerging Markets Equity R5	JEMOX	Diversified Emerging Mkts	-2.70	—	—	—		—	—	—	13.59				0.89	
<i>percentile rank</i>			5	—	—	—										
<i># of funds in category</i>			833	707	553	239										
American Funds Europacific Growth R6	REGGX	Foreign Large Blend	-4.66	9.33	4.27	—		11.38	1.01	27.27				0.49		
<i>percentile rank</i>			64	31	39	—										
<i># of funds in category</i>			442	373	314	235										
Vanguard Developed Markets Index Admiral	VTMGX	Foreign Large Blend Index	-4.72	7.59	2.72	9.15		10.50	0.98	6.10				0.07		
<i>percentile rank</i>			49	23	25	26										
<i># of funds in category</i>			753	644	514	384										
<b>Alternative</b>																
Vanguard Real Estate Index Admiral	VGSLX	Real Estate	20.04	5.72	8.79	18.33		13.82	0.98	22.90		—		0.11		
<i>percentile rank</i>			16	49	41	25										
<i># of funds in category</i>			251	225	198	139										
<b>Fixed Income</b>																
BlackRock Inflation Protected Bond Instl	BPRIX	Inflation-Protected Bond	1.86	1.60	1.41	3.06		2.99	0.98	2.12		—	—	0.50		
<i>percentile rank</i>			80	46	47	48										
<i># of funds in category</i>			225	200	170	105										

# EASTERN CHRISTIAN 403(B) PLAN

## Screens Summary (Data as of 03-31-2019)

⊖ Fund Removed from Approved List    ⚠ Fund on Watch List

Name	Ticker	Asset Class	Trailing Performance and Risk				Management			Style		Expense			
			1 Yr	3 Yr	5 Yr	10 Yr	Pass/ Fail	Std Dev 3 Yr %	Beta 3 Yr %	Tenure	Pass/ Fail	Style Box	Pass/ Fail	Exp Ratio	Pass/ Fail
Baird Aggregate Bond Inst <i>percentile rank</i> <i># of funds in category</i>	BAGIX	Intermediate-Term Bond	4.59 17 1,024	2.55 38 901	3.13 14 769	5.18 29 564	✔	2.97	1.00	18.51	✔	☐	—	0.30	✔
PIMCO Income I2 <i>percentile rank</i> <i># of funds in category</i>	PONPX	Multisector Bond	3.80 33 326	6.22 10 294	5.38 1 228	10.33 1 131	✔	1.74	0.41	12.01	✔	—	—	0.82	✔
Federated Government Ultrashrt Dur Instl <i>percentile rank</i> <i># of funds in category</i>	FGUSX	Ultrashort Bond	2.03 85 187	1.34 80 151	0.82 83 134	0.71 79 63	⊕	0.25	0.01	21.74	✔	—	—	0.26	✔







Target Date																
T. Rowe Price Retirement 2010 <i>percentile rank</i> <i># of funds in category</i>	TRRAX	Target Date	3.61 30 138	6.44 13 113	4.81 6 92	9.42 5 72	✔	4.68	1.04	16.51	✔	—	✔	0.54	✔	
T. Rowe Price Retirement 2015 <i>percentile rank</i> <i># of funds in category</i>	TRRGX	Target Date	3.63 39 139	7.22 10 112	5.32 1 83	10.48 1 50	✔	5.32	1.07	15.10	✔	—	✔	0.57	✔	
T. Rowe Price Retirement 2020 <i>percentile rank</i> <i># of funds in category</i>	TRRBX	Target Date	3.62 38 252	8.24 4 205	5.93 1 167	11.48 1 106	✔	6.25	1.12	16.51	✔	—	✔	0.61	✔	
T. Rowe Price Retirement 2025 <i>percentile rank</i> <i># of funds in category</i>	TRRHX	Target Date	3.56 41 228	9.05 4 188	6.41 1 148	12.29 1 74	✔	7.05	1.12	15.10	✔	—	✔	0.64	✔	
T. Rowe Price Retirement 2030 <i>percentile rank</i> <i># of funds in category</i>	TRRCX	Target Date	3.52 42 241	9.79 4 195	6.85 2 157	12.96 1 96	✔	7.78	1.08	16.51	✔	—	⊕	0.67	✔	
T. Rowe Price Retirement 2035 <i>percentile rank</i> <i># of funds in category</i>	TRRJX	Target Date	3.39 42 223	10.33 11 183	7.15 5 143	13.40 1 69	✔	8.40	1.02	15.10	✔	—	✔	0.70	✔	
T. Rowe Price Retirement 2040 <i>percentile rank</i> <i># of funds in category</i>	TRRDY	Target Date	3.33 40 241	10.80 7 195	7.39 3 157	13.63 1 96	✔	8.94	1.00	16.51	✔	—	✔	0.72	✔	
T. Rowe Price Retirement 2045 <i>percentile rank</i> <i># of funds in category</i>	TRRKX	Target Date	3.32 36 223	10.96 7 183	7.49 3 143	13.67 1 68	✔	9.20	0.98	13.84	✔	—	✔	0.72	✔	
T. Rowe Price Retirement 2050 <i>percentile rank</i> <i># of funds in category</i>	TRRMX	Target Date	3.23 40 241	10.95 9 195	7.48 5 157	13.67 1 78	✔	9.17	0.97	12.26	✔	—	✔	0.72	✔	
T. Rowe Price Retirement 2055 <i>percentile rank</i> <i># of funds in category</i>	TRRNX	Target Date	3.32 37 223	10.95 11 181	7.47 7 135	13.68 1 9	✔	9.21	0.97	12.26	✔	—	✔	0.72	✔	

**EASTERN CHRISTIAN 403(B) PLAN**

## Screens Summary (Data as of 03-31-2019)

 Fund Removed from Approved List

 Fund on Watch List

Name	Ticker	Asset Class	Trailing Performance and Risk							Management		Style		Expense	
			1 Yr	3 Yr	5 Yr	10 Yr	Pass/ Fail	Std Dev 3 Yr %	Beta 3 Yr %	Tenure	Pass/ Fail	Style Box	Pass/ Fail	Exp Ratio	Pass/ Fail
<b>Balanced</b>															
 BlackRock Global Allocation Instl	MALOX	World Allocation	-0.04	5.75	3.46	7.53		6.39	0.97	15.26				0.80	
<i>percentile rank</i>			53	61	45	74									
<i># of funds in category</i>			467	397	323	165									