

EAST WEST MANAGEMENT INSTITUTE 401K

Screens Summary (Data as of 03-31-2019)

Fund Removed from Approved List

Fund on Watch List

Name	Ticker	Asset Class	Trailing Performance and Risk				Management			Style		Expense				
			1 Yr	3 Yr	5 Yr	10 Yr	Pass/ Fail	Std Dev 3 Yr %	Beta 3 Yr %	Tenure	Pass/ Fail	Style Box	Pass/ Fail	Exp Ratio	Pass/ Fail	
US Stock																
Vanguard 500 Index Admiral	VFIAX	Large Blend Index	9.46	13.47	10.87	15.90		10.73	1.00	2.93				0.04		
<i>percentile rank</i>			22	17	10	15										
<i># of funds in category</i>			1,418	1,224	1,085	817										
Fidelity® Contrafund®	FCNTX	Large Growth	8.78	15.89	12.20	16.22		12.70	1.01	28.55				0.81		
<i>percentile rank</i>			67	41	42	45										
<i># of funds in category</i>			1,405	1,269	1,125	815										
JPMorgan Equity Income R6	OIEJX	Large Value	8.51	12.05	9.46	—		9.97	0.92	14.67				0.49		
<i>percentile rank</i>			17	11	10	—										
<i># of funds in category</i>			1,233	1,100	942	699										
Vanguard Mid Cap Index Admiral	VIMAX	Mid-Cap Blend	5.98	11.59	8.85	16.67		12.05	0.98	20.87				0.05		
<i>percentile rank</i>			21	28	11	11										
<i># of funds in category</i>			456	376	329	234										
Vanguard Small Cap Growth Index Inv	VISGX	Small Growth	10.26	15.63	8.58	17.41		15.00	0.91	14.26				0.19		
<i>percentile rank</i>			35	51	50	28										
<i># of funds in category</i>			681	592	525	396										
Vanguard Small Cap Value Index Inv	VISVX	Small Value	1.46	10.14	7.05	16.17		14.37	0.87	2.93				0.19		
<i>percentile rank</i>			13	21	6	13										
<i># of funds in category</i>			440	393	346	238										
Non-US Stock																
American Funds New World R6	RNWXG	Diversified Emerging Mkts	-1.10	11.54	4.77	—		10.40	0.74	19.80				0.62		
<i>percentile rank</i>			2	20	12	—										
<i># of funds in category</i>			833	707	553	239										
MFS Research International R4	MRSJX	Foreign Large Blend	-2.93	8.38	2.45	8.95		10.49	0.95	13.84				0.83		
<i>percentile rank</i>			22	9	36	31										
<i># of funds in category</i>			753	644	514	384										
Vanguard Developed Markets Index Admiral	VTMGX	Foreign Large Blend Index	-4.72	7.59	2.72	9.15		10.50	0.98	6.10				0.07		
<i>percentile rank</i>			49	23	25	26										
<i># of funds in category</i>			753	644	514	384										
Alternative																
Vanguard Real Estate Index Admiral	VGSIX	Real Estate	20.04	5.72	8.79	18.33		13.82	0.98	22.90		—		0.11		
<i>percentile rank</i>			16	49	41	25										
<i># of funds in category</i>			251	225	198	139										
Fixed Income																
BlackRock Inflation Protected Bond Instl	BPRIX	Inflation-Protected Bond	1.86	1.60	1.41	3.06		2.99	0.98	2.12		—	—	0.50		
<i>percentile rank</i>			80	46	47	48										
<i># of funds in category</i>			225	200	170	105										

EAST WEST MANAGEMENT INSTITUTE 401K

Screens Summary (Data as of 03-31-2019)


⊖ Fund Removed from Approved List
 ! Fund on Watch List

Name	Ticker	Asset Class	Trailing Performance and Risk				Management			Style		Expense			
			1 Yr	3 Yr	5 Yr	10 Yr	Pass/ Fail	Std Dev 3 Yr %	Beta 3 Yr %	Tenure	Pass/ Fail	Style Box	Pass/ Fail	Exp Ratio	Pass/ Fail
Vanguard Interm-Term Bond Index Adm	VBILX	Intermediate-Term Bond	5.74	2.08	3.18	4.93	✓	3.75	1.24	10.94	✓	☒	—	0.07	✓
<i>percentile rank</i>			2	60	12	37									
<i># of funds in category</i>			1,024	901	769	564									
Loomis Sayles Bond N	LSBNX	Multisector Bond	2.05	5.16	2.56	—	✓	3.93	0.69	27.89	✓	—	—	0.59	✓
<i>percentile rank</i>			80	31	63	—									
<i># of funds in category</i>			326	294	228	131									
PIMCO Short-Term Instl	PTSHX	Ultrashort Bond	2.31	2.63	1.87	2.29	✓	0.83	-0.13	8.25	✓	—	—	0.57	✓
<i>percentile rank</i>			64	6	5	22									
<i># of funds in category</i>			187	151	134	63									





















Target Date															
Vanguard Target Retirement 2015 Inv	VTXVX	Target Date	3.87	6.28	4.98	9.25	✓	4.39	0.89	6.10	✓	—	✓	0.13	✓
<i>percentile rank</i>			33	51	29	47									
<i># of funds in category</i>			139	112	83	50									
Vanguard Target Retirement 2020 Inv	VTWNX	Target Date	3.82	7.39	5.65	10.19	✓	5.58	1.01	6.10	✓	—	✓	0.13	✓
<i>percentile rank</i>			33	25	5	23									
<i># of funds in category</i>			252	205	167	106									
Vanguard Target Retirement 2025 Inv	VTTVX	Target Date	3.83	8.20	6.07	10.95	✓	6.44	1.04	6.10	✓	—	✓	0.13	✓
<i>percentile rank</i>			34	28	5	22									
<i># of funds in category</i>			228	188	148	74									
Vanguard Target Retirement 2030 Inv	VTHRX	Target Date	3.71	8.87	6.39	11.65	✓	7.18	1.01	6.10	✓	—	✓	0.14	✓
<i>percentile rank</i>			36	35	16	20									
<i># of funds in category</i>			241	195	157	96									
Vanguard Target Retirement 2035 Inv	VTTX	Target Date	3.55	9.52	6.69	12.27	✓	7.92	0.98	6.10	✓	—	✓	0.14	✓
<i>percentile rank</i>			32	36	19	20									
<i># of funds in category</i>			223	183	143	69									
Vanguard Target Retirement 2040 Inv	VFORX	Target Date	3.38	10.20	6.96	12.55	✓	8.66	0.98	6.10	✓	—	✓	0.14	✓
<i>percentile rank</i>			38	28	21	17									
<i># of funds in category</i>			241	195	157	96									
Vanguard Target Retirement 2045 Inv	VTIVX	Target Date	3.27	10.43	7.08	12.63	✓	9.14	0.99	6.10	✓	—	✓	0.15	✓
<i>percentile rank</i>			42	31	16	19									
<i># of funds in category</i>			223	183	143	68									
Vanguard Target Retirement 2050 Inv	VFIFX	Target Date	3.27	10.43	7.08	12.63	✓	9.15	0.98	6.10	✓	—	✓	0.15	✓
<i>percentile rank</i>			38	36	22	19									
<i># of funds in category</i>			241	195	157	78									
Vanguard Target Retirement 2055 Inv	VFFVX	Target Date	3.28	10.43	7.05	—	✓	9.13	0.97	6.10	✓	—	✓	0.15	✓
<i>percentile rank</i>			38	43	26	—									
<i># of funds in category</i>			223	181	135	9									
Vanguard Target Retirement 2060 Inv	VTTX	Target Date	3.25	10.42	7.05	—	✓	9.14	0.97	6.10	✓	—	✓	0.15	✓
<i>percentile rank</i>			44	48	1	—									
<i># of funds in category</i>			206	125	10	—									
Vanguard Target Retirement 2065 Inv	VLXVX	Target Date	3.24	—	—	—	—	—	—	1.72	✖	—	✓	0.15	✓
<i>percentile rank</i>			46	—	—	—									
<i># of funds in category</i>			206	125	10	—									

EAST WEST MANAGEMENT INSTITUTE 401K

Screens Summary (Data as of 03-31-2019)

 Fund Removed from Approved List

 Fund on Watch List

Name	Ticker	Asset Class	Trailing Performance and Risk				Management			Style		Expense			
			1 Yr	3 Yr	5 Yr	10 Yr	Pass/ Fail	Std Dev 3 Yr %	Beta 3 Yr %	Tenure	Pass/ Fail	Style Box	Pass/ Fail	Exp Ratio	Pass/ Fail
Vanguard Target Retirement Income Inv	VTINX	Target Date	3.92	4.87	4.13	6.69		3.45	0.87	6.10		—		0.12	
<i>percentile rank</i>			<i>35</i>	<i>48</i>	<i>23</i>	<i>53</i>									
<i># of funds in category</i>			<i>186</i>	<i>162</i>	<i>127</i>	<i>91</i>									
Balanced															
Vanguard LifeStrategy Cnsv Gr Inv	VSCGX	Target Risk	4.28	5.99	4.99	7.96		4.38	1.00	24.52		—		0.12	
<i>percentile rank</i>			<i>27</i>	<i>32</i>	<i>13</i>	<i>44</i>									
<i># of funds in category</i>			<i>558</i>	<i>489</i>	<i>386</i>	<i>268</i>									
Vanguard LifeStrategy Growth Inv	VASGX	Target Risk	3.50	9.53	6.71	11.76		8.15	1.01	24.52		—		0.14	
<i>percentile rank</i>			<i>32</i>	<i>24</i>	<i>17</i>	<i>26</i>									
<i># of funds in category</i>			<i>358</i>	<i>324</i>	<i>283</i>	<i>195</i>									
Vanguard LifeStrategy Income Inv	VASIX	Target Risk	4.57	4.16	4.02	5.93		3.00	0.39	24.52		—		0.11	
<i>percentile rank</i>			<i>9</i>	<i>51</i>	<i>14</i>	<i>47</i>									
<i># of funds in category</i>			<i>205</i>	<i>186</i>	<i>153</i>	<i>87</i>									
Vanguard LifeStrategy Moderate Gr Inv	VSMGX	Target Risk	3.91	7.78	5.89	9.90		6.20	1.01	24.52		—		0.13	
<i>percentile rank</i>			<i>42</i>	<i>38</i>	<i>32</i>	<i>51</i>									
<i># of funds in category</i>			<i>760</i>	<i>692</i>	<i>603</i>	<i>440</i>									