

# HILL DERMACEUTICALS INC 401K PLAN


## Screens Summary (Data as of 03-31-2019)

⊖ Fund Removed from Approved List    ⚠ Fund on Watch List











Name	Ticker	Asset Class	Trailing Performance and Risk				Management			Style		Expense				
			1 Yr	3 Yr	5 Yr	10 Yr	Pass/ Fail	Std Dev 3 Yr %	Beta 3 Yr %	Tenure	Pass/ Fail	Style Box	Pass/ Fail	Exp Ratio	Pass/ Fail	
<b>US Stock</b>																
Vanguard 500 Index Admiral	VFIAX	Large Blend Index	9.46	13.47	10.87	15.90	✓	10.73	1.00	2.93	✖	☒	✓	0.04	✓	
<i>percentile rank</i>			22	17	10	15										
<i># of funds in category</i>			1,418	1,224	1,085	817										
Fidelity® Contrafund®	FCNTX	Large Growth	8.78	15.89	12.20	16.22	✓	12.70	1.01	28.55	✓	☒	✓	0.81	✓	
<i>percentile rank</i>			67	41	42	45										
<i># of funds in category</i>			1,405	1,269	1,125	815										
American Funds Washington Mutual R6	RWMGX	Large Value	8.93	13.09	10.05	—	✓	9.26	0.83	21.76	✓	☒	✓	0.29	✓	
<i>percentile rank</i>			34	32	35	—										
<i># of funds in category</i>			1,418	1,224	1,085	817										
Vanguard Mid Cap Index Admiral	VIMAX	Mid-Cap Blend	5.98	11.59	8.85	16.67	✓	12.05	0.98	20.87	✓	☒	✓	0.05	✓	
<i>percentile rank</i>			21	28	11	11										
<i># of funds in category</i>			456	376	329	234										
Carillon Eagle Small Cap Growth I	HSIIX	Small Growth	4.03	14.27	8.48	16.65	✓	16.29	0.97	23.26	✓	☒	✓	0.75	✓	
<i>percentile rank</i>			70	63	53	42										
<i># of funds in category</i>			681	592	525	396										
Delaware Small Cap Value Instl	DEVIX	Small Value	-3.34	10.04	5.84	15.13	✓	15.84	0.96	21.93	✓	☒	✖	0.90	✓	
<i>percentile rank</i>			53	22	18	33										
<i># of funds in category</i>			440	393	346	238										
<b>Non-US Stock</b>																
JPMorgan Emerging Markets Equity R5	JEMOX	Diversified Emerging Mkts	-2.70	—	—	—	—	—	—	13.59	✓	☒	✓	0.89	✓	
<i>percentile rank</i>			5	—	—	—										
<i># of funds in category</i>			833	707	553	239										
American Funds Europacific Growth R6	REGGX	Foreign Large Blend	-4.66	9.33	4.27	—	✓	11.38	1.01	27.27	✓	☒	✓	0.49	✓	
<i>percentile rank</i>			64	31	39	—										
<i># of funds in category</i>			442	373	314	235										
Vanguard Developed Markets Index Admiral	VTMGX	Foreign Large Blend Index	-4.72	7.59	2.72	9.15	✓	10.50	0.98	6.10	✓	☒	✓	0.07	✓	
<i>percentile rank</i>			49	23	25	26										
<i># of funds in category</i>			753	644	514	384										
<b>Alternative</b>																
Vanguard Real Estate Index Admiral	VGSLX	Real Estate	20.04	5.72	8.79	18.33	✓	13.82	0.98	22.90	✓	—	✓	0.11	✓	
<i>percentile rank</i>			16	49	41	25										
<i># of funds in category</i>			251	225	198	139										
<b>Fixed Income</b>																
BlackRock Inflation Protected Bond Instl	BPRIX	Inflation-Protected Bond	1.86	1.60	1.41	3.06	✓	2.99	0.98	2.12	✖	—	—	0.50	✓	
<i>percentile rank</i>			80	46	47	48										
<i># of funds in category</i>			225	200	170	105										

# HILL DERMACEUTICALS INC 401K PLAN







## Screens Summary (Data as of 03-31-2019)

 Fund Removed from Approved List

 Fund on Watch List

Name	Ticker	Asset Class	Trailing Performance and Risk				Management			Style		Expense			
			1 Yr	3 Yr	5 Yr	10 Yr	Pass/ Fail	Std Dev 3 Yr %	Beta 3 Yr %	Tenure	Pass/ Fail	Style Box	Pass/ Fail	Exp Ratio	Pass/ Fail
Baird Aggregate Bond Inst	BAGIX	Intermediate-Term Bond	4.59	2.55	3.13	5.18		2.97	1.00	18.51			—	0.30	
<i>percentile rank</i>			17	38	14	29									
<i># of funds in category</i>			1,024	901	769	564									
PIMCO Income I2	PONPX	Multisector Bond	3.80	6.22	5.38	10.33		1.74	0.41	12.01		—	—	0.82	
<i>percentile rank</i>			33	10	1	1									
<i># of funds in category</i>			326	294	228	131									
Federated Government Ultrashrt Dur Instl	FGUSX	Ultrashort Bond	2.03	1.34	0.82	0.71		0.25	0.01	21.74		—	—	0.26	
<i>percentile rank</i>			85	80	83	79									
<i># of funds in category</i>			187	151	134	63									

### Balanced

 BlackRock Global Allocation Instl	MALOX	World Allocation	-0.04	5.75	3.46	7.53		6.39	0.97	15.26				0.80	
<i>percentile rank</i>			53	61	45	74									
<i># of funds in category</i>			467	397	323	165									