

ILLINOIS ELECTRIC WORKS 401(K) PLAN

Screens Summary (Data as of 03-31-2019)


Fund Removed from Approved List

Fund on Watch List

Name	Ticker	Asset Class	Trailing Performance and Risk				Management			Style		Expense				
			1 Yr	3 Yr	5 Yr	10 Yr	Pass/ Fail	Std Dev 3 Yr %	Beta 3 Yr %	Tenure	Pass/ Fail	Style Box	Pass/ Fail	Exp Ratio	Pass/ Fail	
US Stock																
T. Rowe Price Dividend Growth <i>percentile rank</i> <i># of funds in category</i>	PRDGX	Large Blend	12.63 6 1,418	13.36 21 1,224	11.03 8 1,085	15.30 36 817		9.45	0.85	19.01				0.64		
Vanguard 500 Index Admiral <i>percentile rank</i> <i># of funds in category</i>	VFIAX	Large Blend Index	9.46 22 1,418	13.47 17 1,224	10.87 10 1,085	15.90 15 817		10.73	1.00	2.93				0.04		
Fidelity® Contrafund® <i>percentile rank</i> <i># of funds in category</i>	FCNTX	Large Growth	8.78 67 1,405	15.89 41 1,269	12.20 42 1,125	16.22 45 815		12.70	1.01	28.55				0.81		
American Funds Washington Mutual R6 <i>percentile rank</i> <i># of funds in category</i>	RWMGX	Large Value	8.93 34 1,418	13.09 32 1,224	10.05 35 1,085	– – 817		9.26	0.83	21.76				0.29		
Neuberger Berman Mid Cap Growth Inst <i>percentile rank</i> <i># of funds in category</i>	NBMLX	Mid-Cap Growth	8.00 55 616	15.17 36 556	10.01 33 496	15.65 54 353		14.51	1.08	16.17				0.70		
American Century Mid Cap Value I <i>percentile rank</i> <i># of funds in category</i>	AVUAX	Mid-Cap Value	1.07 41 417	8.92 48 368	8.48 8 318	15.42 34 225		12.14	0.99	15.01				0.76		
Carillon Eagle Small Cap Growth I <i>percentile rank</i> <i># of funds in category</i>	HSIIX	Small Growth	4.03 70 681	14.27 63 592	8.48 53 525	16.65 42 396		16.29	0.97	23.26				0.75		
Delaware Small Cap Value Instl <i>percentile rank</i> <i># of funds in category</i>	DEVIX	Small Value	-3.34 53 440	10.04 22 393	5.84 18 346	15.13 33 238		15.84	0.96	21.93				0.90		
Non-US Stock																
JPMorgan Emerging Markets Equity R5 <i>percentile rank</i> <i># of funds in category</i>	JEMOX	Diversified Emerging Mkts	-2.70 5 833	– – 707	– – 553	– – 239	–	–	–	13.59				0.89		
Vanguard Developed Markets Index Admiral <i>percentile rank</i> <i># of funds in category</i>	VTMGX	Foreign Large Blend Index	-4.72 49 753	7.59 23 644	2.72 25 514	9.15 26 384		10.50	0.98	6.10				0.07		
Oppenheimer International Growth Y <i>percentile rank</i> <i># of funds in category</i>	OIGYX	Foreign Large Growth	-10.29 95 442	3.38 98 373	1.24 93 314	10.21 41 235		11.78	1.05	23.03				0.86		
Vanguard International Value Inv <i>percentile rank</i> <i># of funds in category</i>	VTRIX	Foreign Large Value	-5.86 38 314	7.92 18 275	1.78 19 225	8.47 33 148		10.08	0.93	10.88				0.38		
American Funds New Perspective R6 <i>percentile rank</i> <i># of funds in category</i>	RNPGX	World Stock	5.34 22 904	13.37 14 738	9.18 11 622	– – 376		10.82	0.92	18.34				0.44		

ILLINOIS ELECTRIC WORKS 401(K) PLAN

Screens Summary (Data as of 03-31-2019)

 Fund Removed from Approved List
  Fund on Watch List











Name	Ticker	Asset Class	Trailing Performance and Risk				Management			Style		Expense			
			1 Yr	3 Yr	5 Yr	10 Yr	Pass/ Fail	Std Dev 3 Yr %	Beta 3 Yr %	Tenure	Pass/ Fail	Style Box	Pass/ Fail	Exp Ratio	Pass/ Fail
Alternative															
PIMCO Commodity Real Return Strat I2	PCRPX	Commodities Broad Basket	-5.52	2.84	-8.96	-0.30	✓	10.79	1.07	11.25	✓	—	—	1.34	✓
<i>percentile rank</i>			49	50	62	12									
<i># of funds in category</i>			125	110	94	34									
Vanguard Real Estate Index Admiral	VGSLX	Real Estate	20.04	5.72	8.79	18.33	✓	13.82	0.98	22.90	✓	—	✓	0.11	✓
<i>percentile rank</i>			16	49	41	25									
<i># of funds in category</i>			251	225	198	139									
Fixed Income															
Eaton Vance Income Fund of Boston I	EIBIX	High Yield Bond	4.84	6.47	4.20	10.73	✓	3.83	0.81	23.26	✓	—	—	0.74	✓
<i>percentile rank</i>			42	65	21	16									
<i># of funds in category</i>			701	611	520	332									
BlackRock Inflation Protected Bond Instl	BPRIX	Inflation- Protected Bond	1.86	1.60	1.41	3.06	✓	2.99	0.98	2.12	✘	—	—	0.50	✓
<i>percentile rank</i>			80	46	47	48									
<i># of funds in category</i>			225	200	170	105									
Baird Aggregate Bond Inst	BAGIX	Intermediate- Term Bond	4.59	2.55	3.13	5.18	✓	2.97	1.00	18.51	✓	☐	—	0.30	✓
<i>percentile rank</i>			17	38	14	29									
<i># of funds in category</i>			1,024	901	769	564									
PIMCO Income I2	PONPX	Multisector Bond	3.80	6.22	5.38	10.33	✓	1.74	0.41	12.01	✓	—	—	0.82	✓
<i>percentile rank</i>			33	10	1	1									
<i># of funds in category</i>			326	294	228	131									
Federated Government Ultrashrt Dur Instl	FGUSX	Ultrashort Bond	2.03	1.34	0.82	0.71	✘	0.25	0.01	21.74	✓	—	—	0.26	✓
<i>percentile rank</i>			85	80	83	79									
<i># of funds in category</i>			187	151	134	63									
Templeton Global Bond Adv	TGBAX	World Bond	2.06	4.18	1.88	5.63	✓	5.90	-0.18	17.26	✓	—	—	0.61	✓
<i>percentile rank</i>			43	10	29	20									
<i># of funds in category</i>			308	257	239	145									
Target Date															
Vanguard Target Retirement 2020 Inv	VTWXX	Target Date	3.82	7.39	5.65	10.19	✓	5.58	1.01	6.10	✓	—	✓	0.13	✓
<i>percentile rank</i>			33	25	5	23									
<i># of funds in category</i>			252	205	167	106									
Vanguard Target Retirement 2030 Inv	VTHRX	Target Date	3.71	8.87	6.39	11.65	✓	7.18	1.01	6.10	✓	—	✓	0.14	✓
<i>percentile rank</i>			36	35	16	20									
<i># of funds in category</i>			241	195	157	96									
Vanguard Target Retirement 2040 Inv	VFORX	Target Date	3.38	10.20	6.96	12.55	✓	8.66	0.98	6.10	✓	—	✓	0.14	✓
<i>percentile rank</i>			38	28	21	17									
<i># of funds in category</i>			241	195	157	96									
Vanguard Target Retirement 2050 Inv	VFIFX	Target Date	3.27	10.43	7.08	12.63	✓	9.15	0.98	6.10	✓	—	✓	0.15	✓
<i>percentile rank</i>			38	36	22	19									
<i># of funds in category</i>			241	195	157	78									

ILLINOIS ELECTRIC WORKS 401(K) PLAN

Screens Summary (Data as of 03-31-2019)

 Fund Removed from Approved List

 Fund on Watch List

Name	Ticker	Asset Class	Trailing Performance and Risk							Management		Style		Expense	
			1 Yr	3 Yr	5 Yr	10 Yr	Pass/ Fail	Std Dev 3 Yr %	Beta 3 Yr %	Tenure	Pass/ Fail	Style Box	Pass/ Fail	Exp Ratio	Pass/ Fail
Vanguard Target Retirement Income Inv	VTINX	Target Date	3.92	4.87	4.13	6.69		3.45	0.87	6.10		—		0.12	
<i>percentile rank</i>			<i>35</i>	<i>48</i>	<i>23</i>	<i>53</i>									
<i># of funds in category</i>			<i>186</i>	<i>162</i>	<i>127</i>	<i>91</i>									
Balanced															
 BlackRock Global Allocation Instl	MALOX	World Allocation	-0.04	5.75	3.46	7.53		6.39	0.97	15.26				0.80	
<i>percentile rank</i>			<i>53</i>	<i>61</i>	<i>45</i>	<i>74</i>									
<i># of funds in category</i>			<i>467</i>	<i>397</i>	<i>323</i>	<i>165</i>									