

MERCIER ELECTRIC COMPANY INC

Screens Summary (Data as of 03-31-2019)

⊖ Fund Removed from Approved List ⚠ Fund on Watch List

Name	Ticker	Asset Class	Trailing Performance and Risk				Management			Style		Expense				
			1 Yr	3 Yr	5 Yr	10 Yr	Pass/ Fail	Std Dev 3 Yr %	Beta 3 Yr %	Tenure	Pass/ Fail	Style Box	Pass/ Fail	Exp Ratio	Pass/ Fail	
US Stock																
Vanguard 500 Index Admiral	VFIAX	Large Blend Index	9.46	13.47	10.87	15.90	✓	10.73	1.00	2.93	✖	☒	✓	0.04	✓	
<i>percentile rank</i>			22	17	10	15										
<i># of funds in category</i>			1,418	1,224	1,085	817										
Fidelity® Contrafund®	FCNTX	Large Growth	8.78	15.89	12.20	16.22	✓	12.70	1.01	28.55	✓	☒	✓	0.81	✓	
<i>percentile rank</i>			67	41	42	45										
<i># of funds in category</i>			1,405	1,269	1,125	815										
American Funds Washington Mutual R6	RWMGX	Large Value	8.93	13.09	10.05	—	✓	9.26	0.83	21.76	✓	☒	✓	0.29	✓	
<i>percentile rank</i>			34	32	35	—										
<i># of funds in category</i>			1,418	1,224	1,085	817										
Vanguard Mid Cap Index Admiral	VIMAX	Mid-Cap Blend	5.98	11.59	8.85	16.67	✓	12.05	0.98	20.87	✓	☒	✓	0.05	✓	
<i>percentile rank</i>			21	28	11	11										
<i># of funds in category</i>			456	376	329	234										
Carillon Eagle Small Cap Growth I	HSIIX	Small Growth	4.03	14.27	8.48	16.65	✓	16.29	0.97	23.26	✓	☒	✓	0.75	✓	
<i>percentile rank</i>			70	63	53	42										
<i># of funds in category</i>			681	592	525	396										
Delaware Small Cap Value Instl	DEVIX	Small Value	-3.34	10.04	5.84	15.13	✓	15.84	0.96	21.93	✓	☒	✖	0.90	✓	
<i>percentile rank</i>			53	22	18	33										
<i># of funds in category</i>			440	393	346	238										
Non-US Stock																
JPMorgan Emerging Markets Equity R5	JEMOX	Diversified Emerging Mkts	-2.70	—	—	—	—	—	—	13.59	✓	☒	✓	0.89	✓	
<i>percentile rank</i>			5	—	—	—										
<i># of funds in category</i>			833	707	553	239										
American Funds Europacific Growth R6	REGGX	Foreign Large Blend	-4.66	9.33	4.27	—	✓	11.38	1.01	27.27	✓	☒	✓	0.49	✓	
<i>percentile rank</i>			64	31	39	—										
<i># of funds in category</i>			442	373	314	235										
Vanguard Developed Markets Index Admiral	VTMGX	Foreign Large Blend Index	-4.72	7.59	2.72	9.15	✓	10.50	0.98	6.10	✓	☒	✓	0.07	✓	
<i>percentile rank</i>			49	23	25	26										
<i># of funds in category</i>			753	644	514	384										
Alternative																
Vanguard Real Estate Index Admiral	VGSLX	Real Estate	20.04	5.72	8.79	18.33	✓	13.82	0.98	22.90	✓	—	✓	0.11	✓	
<i>percentile rank</i>			16	49	41	25										
<i># of funds in category</i>			251	225	198	139										
Fixed Income																
BlackRock Inflation Protected Bond Instl	BPRIX	Inflation-Protected Bond	1.86	1.60	1.41	3.06	✓	2.99	0.98	2.12	✖	—	—	0.50	✓	
<i>percentile rank</i>			80	46	47	48										
<i># of funds in category</i>			225	200	170	105										

MERCIER ELECTRIC COMPANY INC

Screens Summary (Data as of 03-31-2019)

⊖ Fund Removed from Approved List ⚠ Fund on Watch List

Name	Ticker	Asset Class	Trailing Performance and Risk				Management			Style		Expense			
			1 Yr	3 Yr	5 Yr	10 Yr	Pass/ Fail	Std Dev 3 Yr %	Beta 3 Yr %	Tenure	Pass/ Fail	Style Box	Pass/ Fail	Exp Ratio	Pass/ Fail
Baird Aggregate Bond Inst	BAGIX	Intermediate-Term Bond	4.59	2.55	3.13	5.18	✓	2.97	1.00	18.51	✓	☒	—	0.30	✓
<i>percentile rank</i>			17	38	14	29									
<i># of funds in category</i>			1,024	901	769	564									
PIMCO Income I2	PONPX	Multisector Bond	3.80	6.22	5.38	10.33	✓	1.74	0.41	12.01	✓	—	—	0.82	✓
<i>percentile rank</i>			33	10	1	1									
<i># of funds in category</i>			326	294	228	131									
Federated Government Ultrashrt Dur Instl	FGUSX	Ultrashort Bond	2.03	1.34	0.82	0.71	✖	0.25	0.01	21.74	✓	—	—	0.26	✓
<i>percentile rank</i>			85	80	83	79									
<i># of funds in category</i>			187	151	134	63									

Target Date











Vanguard Target Retirement 2015 Inv	VTXVX	Target Date	3.87	6.28	4.98	9.25	✓	4.39	0.89	6.10	✓	—	✓	0.13	✓
<i>percentile rank</i>			33	51	29	47									
<i># of funds in category</i>			139	112	83	50									
Vanguard Target Retirement 2020 Inv	VTWNX	Target Date	3.82	7.39	5.65	10.19	✓	5.58	1.01	6.10	✓	—	✓	0.13	✓
<i>percentile rank</i>			33	25	5	23									
<i># of funds in category</i>			252	205	167	106									
Vanguard Target Retirement 2025 Inv	VTTVX	Target Date	3.83	8.20	6.07	10.95	✓	6.44	1.04	6.10	✓	—	✓	0.13	✓
<i>percentile rank</i>			34	28	5	22									
<i># of funds in category</i>			228	188	148	74									
Vanguard Target Retirement 2030 Inv	VTHRX	Target Date	3.71	8.87	6.39	11.65	✓	7.18	1.01	6.10	✓	—	✓	0.14	✓
<i>percentile rank</i>			36	35	16	20									
<i># of funds in category</i>			241	195	157	96									
Vanguard Target Retirement 2035 Inv	VTTX	Target Date	3.55	9.52	6.69	12.27	✓	7.92	0.98	6.10	✓	—	✓	0.14	✓
<i>percentile rank</i>			32	36	19	20									
<i># of funds in category</i>			223	183	143	69									
Vanguard Target Retirement 2040 Inv	VFORX	Target Date	3.38	10.20	6.96	12.55	✓	8.66	0.98	6.10	✓	—	✓	0.14	✓
<i>percentile rank</i>			38	28	21	17									
<i># of funds in category</i>			241	195	157	96									
Vanguard Target Retirement 2045 Inv	VTIVX	Target Date	3.27	10.43	7.08	12.63	✓	9.14	0.99	6.10	✓	—	✓	0.15	✓
<i>percentile rank</i>			42	31	16	19									
<i># of funds in category</i>			223	183	143	68									
Vanguard Target Retirement 2050 Inv	VFIFX	Target Date	3.27	10.43	7.08	12.63	✓	9.15	0.98	6.10	✓	—	✓	0.15	✓
<i>percentile rank</i>			38	36	22	19									
<i># of funds in category</i>			241	195	157	78									
Vanguard Target Retirement 2055 Inv	VFFVX	Target Date	3.28	10.43	7.05	—	✓	9.13	0.97	6.10	✓	—	✓	0.15	✓
<i>percentile rank</i>			38	43	26	—									
<i># of funds in category</i>			223	181	135	9									
Vanguard Target Retirement 2060 Inv	VTTX	Target Date	3.25	10.42	7.05	—	✓	9.14	0.97	6.10	✓	—	✓	0.15	✓
<i>percentile rank</i>			44	48	1	—									
<i># of funds in category</i>			206	125	10	—									
Vanguard Target Retirement 2065 Inv	VLXVX	Target Date	3.24	—	—	—	—	—	—	1.72	✖	—	✓	0.15	✓
<i>percentile rank</i>			46	—	—	—									
<i># of funds in category</i>			206	125	10	—									

MERCIER ELECTRIC COMPANY INC

Screens Summary (Data as of 03-31-2019)

 Fund Removed from Approved List

 Fund on Watch List

Name	Ticker	Asset Class	Trailing Performance and Risk				Management			Style		Expense			
			1 Yr	3 Yr	5 Yr	10 Yr	Pass/ Fail	Std Dev 3 Yr %	Beta 3 Yr %	Tenure	Pass/ Fail	Style Box	Pass/ Fail	Exp Ratio	Pass/ Fail
Vanguard Target Retirement Income Inv	VTINX	Target Date	3.92	4.87	4.13	6.69		3.45	0.87	6.10		—		0.12	
<i>percentile rank</i>			<i>35</i>	<i>48</i>	<i>23</i>	<i>53</i>									
<i># of funds in category</i>			<i>186</i>	<i>162</i>	<i>127</i>	<i>91</i>									
Balanced															
 BlackRock Global Allocation Instl	MALOX	World Allocation	-0.04	5.75	3.46	7.53		6.39	0.97	15.26				0.80	
<i>percentile rank</i>			<i>53</i>	<i>61</i>	<i>45</i>	<i>74</i>									
<i># of funds in category</i>			<i>467</i>	<i>397</i>	<i>323</i>	<i>165</i>									