

PENFIELD OB-GYN,LLP 401(K) PS PLAN

Screens Summary (Data as of 03-31-2019)

⊖ Fund Removed from Approved List ⚠ Fund on Watch List

Name	Ticker	Asset Class	Trailing Performance and Risk				Management			Style		Expense				
			1 Yr	3 Yr	5 Yr	10 Yr	Pass/ Fail	Std Dev 3 Yr %	Beta 3 Yr %	Tenure	Pass/ Fail	Style Box	Pass/ Fail	Exp Ratio	Pass/ Fail	
US Stock																
T. Rowe Price Dividend Growth <i>percentile rank</i> <i># of funds in category</i>	PRDGX	Large Blend	12.63 6 1,418	13.36 21 1,224	11.03 8 1,085	15.30 36 817	✔	9.45	0.85	19.01	✔	☒	✔	0.64	✔	
Vanguard 500 Index Admiral <i>percentile rank</i> <i># of funds in category</i>	VFIAX	Large Blend Index	9.46 22 1,418	13.47 17 1,224	10.87 10 1,085	15.90 15 817	✔	10.73	1.00	2.93	✖	☒	✔	0.04	✔	
Fidelity® Contrafund® <i>percentile rank</i> <i># of funds in category</i>	FCNTX	Large Growth	8.78 67 1,405	15.89 41 1,269	12.20 42 1,125	16.22 45 815	✔	12.70	1.01	28.55	✔	☒	✔	0.81	✔	
American Funds Washington Mutual R6 <i>percentile rank</i> <i># of funds in category</i>	RWMGX	Large Value	8.93 34 1,418	13.09 32 1,224	10.05 35 1,085	- - 817	✔	9.26	0.83	21.76	✔	☒	✔	0.29	✔	
Neuberger Berman Mid Cap Growth Inst <i>percentile rank</i> <i># of funds in category</i>	NBMLX	Mid-Cap Growth	8.00 55 616	15.17 36 556	10.01 33 496	15.65 54 353	✔	14.51	1.08	16.17	✔	☒	✔	0.70	✔	
American Century Mid Cap Value I <i>percentile rank</i> <i># of funds in category</i>	AVUAX	Mid-Cap Value	1.07 41 417	8.92 48 368	8.48 8 318	15.42 34 225	✔	12.14	0.99	15.01	✔	☒	✔	0.76	✔	
Carillon Eagle Small Cap Growth I <i>percentile rank</i> <i># of funds in category</i>	HSIIX	Small Growth	4.03 70 681	14.27 63 592	8.48 53 525	16.65 42 396	✔	16.29	0.97	23.26	✔	☒	✔	0.75	✔	
Delaware Small Cap Value Instl <i>percentile rank</i> <i># of funds in category</i>	DEVIX	Small Value	-3.34 53 440	10.04 22 393	5.84 18 346	15.13 33 238	✔	15.84	0.96	21.93	✔	☒	✖	0.90	✔	
Non-US Stock																
JPMorgan Emerging Markets Equity R5 <i>percentile rank</i> <i># of funds in category</i>	JEMOX	Diversified Emerging Mkts	-2.70 5 833	- - 707	- - 553	- - 239	—	-	-	13.59	✔	☒	✔	0.89	✔	
Vanguard Developed Markets Index Admiral <i>percentile rank</i> <i># of funds in category</i>	VTMGX	Foreign Large Blend Index	-4.72 49 753	7.59 23 644	2.72 25 514	9.15 26 384	✔	10.50	0.98	6.10	✔	☒	✔	0.07	✔	
Oppenheimer International Growth Y <i>percentile rank</i> <i># of funds in category</i>	OIGYX	Foreign Large Growth	-10.29 95 442	3.38 98 373	1.24 93 314	10.21 41 235	✔	11.78	1.05	23.03	✔	☒	✔	0.86	✔	
Vanguard International Value Inv <i>percentile rank</i> <i># of funds in category</i>	VTRIX	Foreign Large Value	-5.86 38 314	7.92 18 275	1.78 19 225	8.47 33 148	✔	10.08	0.93	10.88	✔	☒	✖	0.38	✔	
American Funds New Perspective R6 <i>percentile rank</i> <i># of funds in category</i>	RNPGX	World Stock	5.34 22 904	13.37 14 738	9.18 11 622	- - 376	✔	10.82	0.92	18.34	✔	☒	✔	0.44	✔	

PENFIELD OB-GYN,LLP 401(K) PS PLAN


Screens Summary (Data as of 03-31-2019)

⊖ Fund Removed from Approved List ⚠ Fund on Watch List











Name	Ticker	Asset Class	Trailing Performance and Risk				Management			Style		Expense				
			1 Yr	3 Yr	5 Yr	10 Yr	Pass/ Fail	Std Dev 3 Yr %	Beta 3 Yr %	Tenure	Pass/ Fail	Style Box	Pass/ Fail	Exp Ratio	Pass/ Fail	
Alternative																
PIMCO Commodity Real Return Strat I2 <i>percentile rank</i> <i># of funds in category</i>	PCRPX	Commodities Broad Basket	-5.52 49 125	2.84 50 110	-8.96 62 94	-0.30 12 34	✔	10.79	1.07	11.25	✔	—	—	1.34	✔	
Vanguard Real Estate Index Admiral <i>percentile rank</i> <i># of funds in category</i>	VGSLX	Real Estate	20.04 16 251	5.72 49 225	8.79 41 198	18.33 25 139	✔	13.82	0.98	22.90	✔	—	✔	0.11	✔	
Fixed Income																
Eaton Vance Income Fund of Boston I <i>percentile rank</i> <i># of funds in category</i>	EIBIX	High Yield Bond	4.84 42 701	6.47 65 611	4.20 21 520	10.73 16 332	✔	3.83	0.81	23.26	✔	—	—	0.74	✔	
BlackRock Inflation Protected Bond Instl <i>percentile rank</i> <i># of funds in category</i>	BPRIX	Inflation- Protected Bond	1.86 80 225	1.60 46 200	1.41 47 170	3.06 48 105	✔	2.99	0.98	2.12	✖	—	—	0.50	✔	
Baird Aggregate Bond Inst <i>percentile rank</i> <i># of funds in category</i>	BAGIX	Intermediate- Term Bond	4.59 17 1,024	2.55 38 901	3.13 14 769	5.18 29 564	✔	2.97	1.00	18.51	✔	☒	—	0.30	✔	
PIMCO Income I2 <i>percentile rank</i> <i># of funds in category</i>	PONPX	Multisector Bond	3.80 33 326	6.22 10 294	5.38 1 228	10.33 1 131	✔	1.74	0.41	12.01	✔	—	—	0.82	✔	
Federated Government Ultrashrt Dur Instl <i>percentile rank</i> <i># of funds in category</i>	FGUSX	Ultrashort Bond	2.03 85 187	1.34 80 151	0.82 83 134	0.71 79 63	✖	0.25	0.01	21.74	✔	—	—	0.26	✔	
Templeton Global Bond Adv <i>percentile rank</i> <i># of funds in category</i>	TGBAX	World Bond	2.06 43 308	4.18 10 257	1.88 29 239	5.63 20 145	✔	5.90	-0.18	17.26	✔	—	—	0.61	✔	
Target Date																
T. Rowe Price Retirement 2010 <i>percentile rank</i> <i># of funds in category</i>	TRRAX	Target Date	3.61 30 138	6.44 13 113	4.81 6 92	9.42 5 72	✔	4.68	1.04	16.51	✔	—	✔	0.54	✔	
T. Rowe Price Retirement 2020 <i>percentile rank</i> <i># of funds in category</i>	TRRBX	Target Date	3.62 38 252	8.24 4 205	5.93 1 167	11.48 1 106	✔	6.25	1.12	16.51	✔	—	✔	0.61	✔	
T. Rowe Price Retirement 2030 <i>percentile rank</i> <i># of funds in category</i>	TRRCX	Target Date	3.52 42 241	9.79 4 195	6.85 2 157	12.96 1 96	✔	7.78	1.08	16.51	✔	—	✖	0.67	✔	
T. Rowe Price Retirement 2040 <i>percentile rank</i> <i># of funds in category</i>	TRRDY	Target Date	3.33 40 241	10.80 7 195	7.39 3 157	13.63 1 96	✔	8.94	1.00	16.51	✔	—	✔	0.72	✔	

PENFIELD OB-GYN,LLP 401(K) PS PLAN

Screens Summary (Data as of 03-31-2019)

 Fund Removed from Approved List

 Fund on Watch List

Name	Ticker	Asset Class	Trailing Performance and Risk				Management			Style		Expense			
			1 Yr	3 Yr	5 Yr	10 Yr	Pass/ Fail	Std Dev 3 Yr %	Beta 3 Yr %	Tenure	Pass/ Fail	Style Box	Pass/ Fail	Exp Ratio	Pass/ Fail
T. Rowe Price Retirement 2050	TRRMX	Target Date	3.23	10.95	7.48	13.67		9.17	0.97	12.26		—		0.72	
<i>percentile rank</i>			<i>40</i>	<i>9</i>	<i>5</i>	<i>1</i>									
<i># of funds in category</i>			<i>241</i>	<i>195</i>	<i>157</i>	<i>78</i>									
Balanced															
 BlackRock Global Allocation Instl	MALOX	World Allocation	-0.04	5.75	3.46	7.53		6.39	0.97	15.26				0.80	
<i>percentile rank</i>			<i>53</i>	<i>61</i>	<i>45</i>	<i>74</i>									
<i># of funds in category</i>			<i>467</i>	<i>397</i>	<i>323</i>	<i>165</i>									