

# RHODE ISLAND CONSTRUCTION MGMT

## Screens Summary (Data as of 03-31-2019)











































⊖ Fund Removed from Approved List    ⚠ Fund on Watch List

| Name  | Ticker | Asset Class               | Trailing Performance and Risk |                      |                      |                    | Management    |                   |                | Style  |               | Expense      |               |              |               |  |
|---|--------|---------------------------|-------------------------------|----------------------|----------------------|--------------------|---------------|-------------------|----------------|--------|---------------|--------------|---------------|--------------|---------------|--|
|   |        |                           | 1 Yr                          | 3 Yr                 | 5 Yr                 | 10 Yr              | Pass/<br>Fail | Std Dev<br>3 Yr % | Beta 3<br>Yr % | Tenure | Pass/<br>Fail | Style<br>Box | Pass/<br>Fail | Exp<br>Ratio | Pass/<br>Fail |  |
| <b>US Stock</b>   |        |                           |                               |                      |                      |                    |               |                   |                |        |               |              |               |              |               |  |
| American Funds Invmt Co of Amer R6<br><i>percentile rank</i><br><i># of funds in category</i>       | RICGX  | Large Blend               | 5.80<br>69<br>1,418           | 11.81<br>61<br>1,224 | 9.37<br>48<br>1,085  | -<br>-<br>817      | ✔             | 9.75              | 0.87           | 27.10  | ✔             | ☒            | ✔             | 0.29         | ✔             |  |
| Vanguard 500 Index Admiral<br><i>percentile rank</i><br><i># of funds in category</i>               | VFIAX  | Large Blend Index         | 9.46<br>22<br>1,418           | 13.47<br>17<br>1,224 | 10.87<br>10<br>1,085 | 15.90<br>15<br>817 | ✔             | 10.73             | 1.00           | 2.93   | ✖             | ☒            | ✔             | 0.04         | ✔             |  |
| American Funds Growth Fund of Amer R6<br><i>percentile rank</i><br><i># of funds in category</i>    | RGAGX  | Large Growth              | 7.67<br>77<br>1,405           | 16.12<br>37<br>1,269 | 11.87<br>47<br>1,125 | -<br>-<br>815      | ✔             | 11.75             | 0.92           | 25.43  | ✔             | ☒            | ✔             | 0.32         | ✔             |  |
| Vanguard Equity-Income Adm<br><i>percentile rank</i><br><i># of funds in category</i>               | VEIRX  | Large Value               | 7.58<br>24<br>1,233           | 11.26<br>21<br>1,100 | 9.38<br>11<br>942    | 15.42<br>14<br>699 | ✔             | 9.65              | 0.88           | 15.26  | ✔             | ☒            | ✔             | 0.18         | ✔             |  |
| Vanguard Mid-Cap Growth Index Admiral<br><i>percentile rank</i><br><i># of funds in category</i>    | VMGMX  | Mid-Cap Growth            | 11.06<br>30<br>616            | 13.41<br>61<br>556   | 9.95<br>35<br>496    | -<br>-<br>353      | ✔             | 12.77             | 0.95           | 6.10   | ✔             | ☒            | ✔             | 0.07         | ✔             |  |
| Vanguard Selected Value Inv<br><i>percentile rank</i><br><i># of funds in category</i>              | VASVX  | Mid-Cap Value             | -5.17<br>94<br>417            | 7.61<br>74<br>368    | 4.79<br>74<br>318    | 14.30<br>59<br>225 | ✔             | 13.94             | 1.11           | 20.03  | ✔             | ☒            | ✔             | 0.36         | ✔             |  |
| Vanguard Small Cap Growth Index Admiral<br><i>percentile rank</i><br><i># of funds in category</i>  | VSGAX  | Small Growth              | 10.40<br>34<br>681            | 15.77<br>51<br>592   | 8.72<br>47<br>525    | -<br>-<br>396      | ✔             | 15.00             | 0.91           | 14.26  | ✔             | ☒            | ✖             | 0.07         | ✔             |  |
| Vanguard Small Cap Value Index Admiral<br><i>percentile rank</i><br><i># of funds in category</i>   | VSIAX  | Small Value               | 1.60<br>13<br>440             | 10.28<br>20<br>393   | 7.18<br>5<br>346     | -<br>-<br>238      | ✔             | 14.38             | 0.87           | 2.93   | ✖             | ☒            | ✖             | 0.07         | ✔             |  |
| <b>Non-US Stock</b>   |        |                           |                               |                      |                      |                    |               |                   |                |        |               |              |               |              |               |  |
| American Funds New World R6<br><i>percentile rank</i><br><i># of funds in category</i>              | RNWGX  | Diversified Emerging Mkts | -1.10<br>2<br>833             | 11.54<br>20<br>707   | 4.77<br>12<br>553    | -<br>-<br>239      | ✔             | 10.40             | 0.74           | 19.80  | ✔             | ☒            | ✔             | 0.62         | ✔             |  |
| Vanguard Developed Markets Index Admiral<br><i>percentile rank</i><br><i># of funds in category</i> | VTMGX  | Foreign Large Blend Index | -4.72<br>49<br>753            | 7.59<br>23<br>644    | 2.72<br>25<br>514    | 9.15<br>26<br>384  | ✔             | 10.50             | 0.98           | 6.10   | ✔             | ☒            | ✔             | 0.07         | ✔             |  |
| Oppenheimer International Growth I<br><i>percentile rank</i><br><i># of funds in category</i>       | OIGIX  | Foreign Large Growth      | -10.14<br>94<br>442           | 3.56<br>98<br>373    | 1.42<br>90<br>314    | -<br>-<br>235      | ✔             | 11.76             | 1.05           | 23.03  | ✔             | ☒            | ✔             | 0.69         | ✔             |  |
| DFA International Value I<br><i>percentile rank</i><br><i># of funds in category</i>                | DFIVX  | Foreign Large Value       | -9.30<br>79<br>314            | 8.44<br>10<br>275    | 1.07<br>40<br>225    | 8.87<br>25<br>148  | ✔             | 12.15             | 1.08           | 9.09   | ✔             | ☒            | ✔             | 0.43         | ✔             |  |
| American Funds Capital World Gr&Inc R6<br><i>percentile rank</i><br><i># of funds in category</i>   | RWIGX  | World Stock               | 0.62<br>63<br>904             | 10.40<br>39<br>738   | 6.34<br>41<br>622    | -<br>-<br>376      | ✔             | 9.63              | 0.87           | 26.03  | ✔             | ☒            | ✔             | 0.44         | ✔             |  |

## RHODE ISLAND CONSTRUCTION MGMT

## Screens Summary (Data as of 03-31-2019)

 Fund Removed from Approved List
  Fund on Watch List

| Name   | Ticker | Asset Class                  | Trailing Performance and Risk |                   |                   |                   | Management  |                   |                | Style  |   | Expense   |   |              |   |
|--|--------|------------------------------|-------------------------------|-------------------|-------------------|-------------------|---|-------------------|----------------|--------|---|---|---|--------------|---|
|  |        |                              | 1 Yr                          | 3 Yr              | 5 Yr              | 10 Yr             | Pass/<br>Fail   | Std Dev<br>3 Yr % | Beta 3<br>Yr % | Tenure | Pass/<br>Fail   | Style<br>Box  | Pass/<br>Fail   | Exp<br>Ratio | Pass/<br>Fail   |
| <b>Alternative</b>   |        |                              |                               |                   |                   |                   |   |                   |                |        |   |   |   |              |   |
| PIMCO Commodity Real Ret Strat Instl<br><i>percentile rank</i><br><i># of funds in category</i>    | PCRIX  | Commodities<br>Broad Basket  | -5.41<br>42<br>125            | 2.92<br>47<br>110 | -8.90<br>62<br>94 | -0.19<br>10       |    | 10.77             | 1.07           | 11.25  |    | —   | —   | 1.24         |    |
| DFA Global Real Estate Securities Port<br><i>percentile rank</i><br><i># of funds in category</i>  | DFGEX  | Global Real<br>Estate        | 15.81<br>4<br>221             | 6.26<br>49<br>198 | 8.10<br>6<br>154  | 16.18<br>3<br>113 |     | 11.54             | 0.98           | 9.09   |    |  |    | 0.24         |    |
| <b>Fixed Income</b>  |        |                              |                               |                   |                   |                   |   |                   |                |        |   |   |   |              |   |
| AB High Income Z<br><i>percentile rank</i><br><i># of funds in category</i>                        | AGDZX  | High Yield Bond              | 0.92<br>96<br>701             | 6.56<br>62<br>611 | 3.91<br>33<br>520 | —<br>—<br>332     |     | 4.59              | 0.94           | 16.59  |    | —   | —   | 0.52         |    |
| PIMCO Real Return Instl<br><i>percentile rank</i><br><i># of funds in category</i>                 | PRRIX  | Inflation-<br>Protected Bond | 2.54<br>26<br>225             | 2.09<br>19<br>200 | 1.74<br>28<br>170 | 4.09<br>5<br>105  |    | 3.15              | 1.02           | 11.25  |    | —   | —   | 0.88         |    |
| Vanguard Total Bond Market Index Adm<br><i>percentile rank</i><br><i># of funds in category</i>    | VBTLX  | Intermediate-<br>Term Bond   | 4.45<br>25<br>1,024           | 1.98<br>66<br>901 | 2.67<br>42<br>769 | 3.69<br>76<br>564 |    | 3.06              | 1.02           | 6.10   |    |  | —   | 0.05         |    |
| PIMCO Diversified Inc Instl<br><i>percentile rank</i><br><i># of funds in category</i>             | PDIIX  | Multisector Bond             | 5.45<br>6<br>326              | 7.20<br>4<br>294  | 5.11<br>2<br>228  | 8.86<br>13<br>131 |  | 3.63              | 0.99           | 3.05   |  | —   | —   | 0.77         |  |
| Federated Government Ultrashrt Dur R6<br><i>percentile rank</i><br><i># of funds in category</i>   | FGULX  | Ultrashort Bond              | 2.05<br>85<br>187             | 1.36<br>78<br>151 | —<br>—<br>134     | —<br>—<br>63      | —   | 0.24              | 0.01           | 21.74  |  | —   | —   | 0.24         |  |
| Templeton Global Bond R6<br><i>percentile rank</i><br><i># of funds in category</i>                | FBNRX  | World Bond                   | 2.19<br>42<br>308             | 4.33<br>9<br>257  | 2.03<br>27<br>239 | —<br>—<br>145     |  | 5.90              | -0.18          | 17.26  |  | —   | —   | 0.49         |  |
| <b>Target Date</b>   |        |                              |                               |                   |                   |                   |   |                   |                |        |   |   |   |              |   |
| American Funds 2010 Trgt Date Retire R6<br><i>percentile rank</i><br><i># of funds in category</i> | RFTTX  | Target Date                  | 4.37<br>12<br>138             | 6.02<br>34<br>113 | 4.94<br>1<br>92   | —<br>—<br>72      |  | 4.10              | 0.90           | 12.17  |  | —   |  | 0.33         |  |
| American Funds 2015 Trgt Date Retire R6<br><i>percentile rank</i><br><i># of funds in category</i> | RFJTX  | Target Date                  | 4.58<br>10<br>139             | 6.45<br>36<br>112 | 5.23<br>8<br>83   | —<br>—<br>50      |  | 4.46              | 0.89           | 12.17  |  | —   |  | 0.33         |  |
| American Funds 2020 Trgt Date Retire R6<br><i>percentile rank</i><br><i># of funds in category</i> | RRCTX  | Target Date                  | 4.61<br>12<br>252             | 7.12<br>34<br>205 | 5.70<br>1<br>167  | —<br>—<br>106     |  | 4.86              | 0.87           | 12.17  |  | —   |  | 0.34         |  |
| American Funds 2025 Trgt Date Retire R6<br><i>percentile rank</i><br><i># of funds in category</i> | RFDTX  | Target Date                  | 4.42<br>13<br>228             | 8.18<br>30<br>188 | 6.27<br>1<br>148  | —<br>—<br>74      |  | 5.80              | 0.92           | 12.17  |  | —   |  | 0.36         |  |

## RHODE ISLAND CONSTRUCTION MGMT

## Screens Summary (Data as of 03-31-2019)

Fund Removed from Approved List

Fund on Watch List

| Name   | Ticker | Asset Class | Trailing Performance and Risk |                   |                   |                    | Management    |                   | Style          |        | Expense       |              |               |              |               |  |
|--|--------|-------------|-------------------------------|-------------------|-------------------|--------------------|---------------|-------------------|----------------|--------|---------------|--------------|---------------|--------------|---------------|--|
|  |        |             | 1 Yr                          | 3 Yr              | 5 Yr              | 10 Yr              | Pass/<br>Fail | Std Dev<br>3 Yr % | Beta 3<br>Yr % | Tenure | Pass/<br>Fail | Style<br>Box | Pass/<br>Fail | Exp<br>Ratio | Pass/<br>Fail |  |
| American Funds 2030 Trgt Date Retire R6<br><i>percentile rank</i><br><i># of funds in category</i> | RFETX  | Target Date | 4.48<br>14<br>241             | 9.65<br>10<br>195 | 7.12<br>1<br>157  | —<br>—<br>96       |               | 6.92              | 0.96           | 12.17  |               | —            |               | 0.38         |               |  |
| American Funds 2035 Trgt Date Retire R6<br><i>percentile rank</i><br><i># of funds in category</i> | RFCTX  | Target Date | 4.61<br>12<br>223             | 10.88<br>1<br>183 | 7.77<br>1<br>143  | —<br>—<br>69       |               | 8.14              | 0.99           | 12.17  |               | —            |               | 0.39         |               |  |
| American Funds 2040 Trgt Date Retire R6<br><i>percentile rank</i><br><i># of funds in category</i> | RFCTX  | Target Date | 4.63<br>9<br>241              | 11.28<br>1<br>195 | 7.98<br>1<br>157  | —<br>—<br>96       |               | 8.56              | 0.95           | 12.17  |               | —            |               | 0.40         |               |  |
| American Funds 2045 Trgt Date Retire R6<br><i>percentile rank</i><br><i># of funds in category</i> | RFHTX  | Target Date | 4.61<br>6<br>223              | 11.50<br>1<br>183 | 8.12<br>1<br>143  | —<br>—<br>68       |               | 8.74              | 0.93           | 12.17  |               | —            |               | 0.40         |               |  |
| American Funds 2050 Trgt Date Retire R6<br><i>percentile rank</i><br><i># of funds in category</i> | RFITX  | Target Date | 4.66<br>7<br>241              | 11.62<br>1<br>195 | 8.19<br>1<br>157  | —<br>—<br>78       |               | 8.83              | 0.93           | 12.17  |               | —            |               | 0.41         |               |  |
| American Funds 2055 Trgt Date Retire R6<br><i>percentile rank</i><br><i># of funds in category</i> | RFKTX  | Target Date | 4.64<br>5<br>223              | 11.62<br>1<br>181 | 8.18<br>1<br>135  | —<br>—<br>9        |               | 8.87              | 0.93           | 9.16   |               | —            |               | 0.42         |               |  |
| American Funds 2060 Trgt Date Retire R6<br><i>percentile rank</i><br><i># of funds in category</i> | RFUTX  | Target Date | 4.55<br>10<br>206             | 11.58<br>1<br>125 | —<br>—<br>10      | —<br>—             |               | 8.83              | 0.93           | 4.01   |               | —            |               | 0.44         |               |  |
| <b>Balanced</b>  |        |             |                               |                   |                   |                    |               |                   |                |        |               |              |               |              |               |  |
| Vanguard LifeStrategy Cnsv Gr Inv<br><i>percentile rank</i><br><i># of funds in category</i>       | VSCGX  | Target Risk | 4.28<br>27<br>558             | 5.99<br>32<br>489 | 4.99<br>13<br>386 | 7.96<br>44<br>268  |               | 4.38              | 1.00           | 24.52  |               | —            |               | 0.12         |               |  |
| Vanguard LifeStrategy Growth Inv<br><i>percentile rank</i><br><i># of funds in category</i>        | VASGX  | Target Risk | 3.50<br>32<br>358             | 9.53<br>24<br>324 | 6.71<br>17<br>283 | 11.76<br>26<br>195 |               | 8.15              | 1.01           | 24.52  |               | —            |               | 0.14         |               |  |
| Vanguard LifeStrategy Income Inv<br><i>percentile rank</i><br><i># of funds in category</i>        | VASIX  | Target Risk | 4.57<br>9<br>205              | 4.16<br>51<br>186 | 4.02<br>14<br>153 | 5.93<br>47<br>87   |               | 3.00              | 0.39           | 24.52  |               | —            |               | 0.11         |               |  |
| Vanguard LifeStrategy Moderate Gr Inv<br><i>percentile rank</i><br><i># of funds in category</i>   | VSMGX  | Target Risk | 3.91<br>42<br>760             | 7.78<br>38<br>692 | 5.89<br>32<br>603 | 9.90<br>51<br>440  |               | 6.20              | 1.01           | 24.52  |               | —            |               | 0.13         |               |  |