

TRUCKING EMPLOYEES OF NORTH JERSEY

Screens Summary (Data as of 03-31-2019)

⊖ Fund Removed from Approved List ⚠ Fund on Watch List

Name	Ticker	Asset Class	Trailing Performance and Risk				Management			Style		Expense				
			1 Yr	3 Yr	5 Yr	10 Yr	Pass/ Fail	Std Dev 3 Yr %	Beta 3 Yr %	Tenure	Pass/ Fail	Style Box	Pass/ Fail	Exp Ratio	Pass/ Fail	
US Stock																
Vanguard 500 Index Admiral	VFIAX	Large Blend Index	9.46	13.47	10.87	15.90	✓	10.73	1.00	2.93	✖	☒	✓	0.04	✓	
<i>percentile rank</i>			22	17	10	15										
<i># of funds in category</i>			1,418	1,224	1,085	817										
Vanguard Growth Index Admiral	VIGAX	Large Growth	11.66	15.16	12.28	16.82	✓	12.18	0.99	24.26	✓	☒	✓	0.05	✓	
<i>percentile rank</i>			43	53	41	32										
<i># of funds in category</i>			1,405	1,269	1,125	815										
Vanguard Value Index Adm	VVIAX	Large Value	7.23	12.15	9.37	15.11	✓	10.54	0.98	24.26	✓	☒	✓	0.05	✓	
<i>percentile rank</i>			26	11	11	19										
<i># of funds in category</i>			1,233	1,100	942	699										
Vanguard Mid Cap Index Admiral	VIMAX	Mid-Cap Blend	5.98	11.59	8.85	16.67	✓	12.05	0.98	20.87	✓	☒	✓	0.05	✓	
<i>percentile rank</i>			21	28	11	11										
<i># of funds in category</i>			456	376	329	234										
Vanguard Small Cap Growth Index Inv	VISGX	Small Growth	10.26	15.63	8.58	17.41	✓	15.00	0.91	14.26	✓	☒	✖	0.19	✓	
<i>percentile rank</i>			35	51	50	28										
<i># of funds in category</i>			681	592	525	396										
Vanguard Small Cap Value Index Inv	VISVX	Small Value	1.46	10.14	7.05	16.17	✓	14.37	0.87	2.93	✖	☒	✖	0.19	✓	
<i>percentile rank</i>			13	21	6	13										
<i># of funds in category</i>			440	393	346	238										
Non-US Stock																
JPMorgan Emerging Markets Equity R5	JEMOX	Diversified Emerging Mkts	-2.70	-	-	-	—	-	-	13.59	✓	☒	✓	0.89	✓	
<i>percentile rank</i>			5	-	-	-										
<i># of funds in category</i>			833	707	553	239										
American Funds Europacific Growth R6	REGGX	Foreign Large Blend	-4.66	9.33	4.27	-	✓	11.38	1.01	27.27	✓	☒	✓	0.49	✓	
<i>percentile rank</i>			64	31	39	-										
<i># of funds in category</i>			442	373	314	235										
Vanguard Developed Markets Index Admiral	VTMGX	Foreign Large Blend Index	-4.72	7.59	2.72	9.15	✓	10.50	0.98	6.10	✓	☒	✓	0.07	✓	
<i>percentile rank</i>			49	23	25	26										
<i># of funds in category</i>			753	644	514	384										
Alternative																
Vanguard Real Estate Index Admiral	VGSLX	Real Estate	20.04	5.72	8.79	18.33	✓	13.82	0.98	22.90	✓	—	✓	0.11	✓	
<i>percentile rank</i>			16	49	41	25										
<i># of funds in category</i>			251	225	198	139										
Fixed Income																
BlackRock Inflation Protected Bond Instl	BPRIX	Inflation-Protected Bond	1.86	1.60	1.41	3.06	✓	2.99	0.98	2.12	✖	—	—	0.50	✓	
<i>percentile rank</i>			80	46	47	48										
<i># of funds in category</i>			225	200	170	105										

TRUCKING EMPLOYEES OF NORTH JERSEY

Screens Summary (Data as of 03-31-2019)

⊖ Fund Removed from Approved List ⚠ Fund on Watch List

Name	Ticker	Asset Class	Trailing Performance and Risk				Management			Style		Expense			
			1 Yr	3 Yr	5 Yr	10 Yr	Pass/ Fail	Std Dev 3 Yr %	Beta 3 Yr %	Tenure	Pass/ Fail	Style Box	Pass/ Fail	Exp Ratio	Pass/ Fail
Vanguard Interm-Term Bond Index Adm <i>percentile rank</i> <i># of funds in category</i>	VBILX	Intermediate-Term Bond	5.74 2 1,024	2.08 60 901	3.18 12 769	4.93 37 564	✔	3.75	1.24	10.94	✔	☒	—	0.07	✔
PIMCO Income I2 <i>percentile rank</i> <i># of funds in category</i>	PONPX	Multisector Bond	3.80 33 326	6.22 10 294	5.38 1 228	10.33 1 131	✔	1.74	0.41	12.01	✔	—	—	0.82	✔
Federated Government Ultrashrt Dur Instl <i>percentile rank</i> <i># of funds in category</i>	FGUSX	Ultrashort Bond	2.03 85 187	1.34 80 151	0.82 83 134	0.71 79 63	⊕	0.25	0.01	21.74	✔	—	—	0.26	✔

Target Date











Vanguard Target Retirement 2015 Inv <i>percentile rank</i> <i># of funds in category</i>	VTXVX	Target Date	3.87 33 139	6.28 51 112	4.98 29 83	9.25 47 50	✔	4.39	0.89	6.10	✔	—	✔	0.13	✔
Vanguard Target Retirement 2020 Inv <i>percentile rank</i> <i># of funds in category</i>	VTWNX	Target Date	3.82 33 252	7.39 25 205	5.65 5 167	10.19 23 106	✔	5.58	1.01	6.10	✔	—	✔	0.13	✔
Vanguard Target Retirement 2025 Inv <i>percentile rank</i> <i># of funds in category</i>	VTTVX	Target Date	3.83 34 228	8.20 28 188	6.07 5 148	10.95 22 74	✔	6.44	1.04	6.10	✔	—	✔	0.13	✔
Vanguard Target Retirement 2030 Inv <i>percentile rank</i> <i># of funds in category</i>	VTHRX	Target Date	3.71 36 241	8.87 35 195	6.39 16 157	11.65 20 96	✔	7.18	1.01	6.10	✔	—	✔	0.14	✔
Vanguard Target Retirement 2035 Inv <i>percentile rank</i> <i># of funds in category</i>	VTTX	Target Date	3.55 32 223	9.52 36 183	6.69 19 143	12.27 20 69	✔	7.92	0.98	6.10	✔	—	✔	0.14	✔
Vanguard Target Retirement 2040 Inv <i>percentile rank</i> <i># of funds in category</i>	VFORX	Target Date	3.38 38 241	10.20 28 195	6.96 21 157	12.55 17 96	✔	8.66	0.98	6.10	✔	—	✔	0.14	✔
Vanguard Target Retirement 2045 Inv <i>percentile rank</i> <i># of funds in category</i>	VTIVX	Target Date	3.27 42 223	10.43 31 183	7.08 16 143	12.63 19 68	✔	9.14	0.99	6.10	✔	—	✔	0.15	✔
Vanguard Target Retirement 2050 Inv <i>percentile rank</i> <i># of funds in category</i>	VFIFX	Target Date	3.27 38 241	10.43 36 195	7.08 22 157	12.63 19 78	✔	9.15	0.98	6.10	✔	—	✔	0.15	✔
Vanguard Target Retirement 2055 Inv <i>percentile rank</i> <i># of funds in category</i>	VFFVX	Target Date	3.28 38 223	10.43 43 181	7.05 26 135	— — 9	✔	9.13	0.97	6.10	✔	—	✔	0.15	✔
Vanguard Target Retirement 2060 Inv <i>percentile rank</i> <i># of funds in category</i>	VTTX	Target Date	3.25 44 206	10.42 48 125	7.05 1 10	— — —	✔	9.14	0.97	6.10	✔	—	✔	0.15	✔
Vanguard Target Retirement 2065 Inv <i>percentile rank</i> <i># of funds in category</i>	VLXVX	Target Date	3.24 46 206	— — 125	— — 10	— — —	—	—	—	1.72	⊕	—	✔	0.15	✔

TRUCKING EMPLOYEES OF NORTH JERSEY

Screens Summary (Data as of 03-31-2019)

 Fund Removed from Approved List

 Fund on Watch List

Name	Ticker	Asset Class	Trailing Performance and Risk				Management			Style		Expense			
			1 Yr	3 Yr	5 Yr	10 Yr	Pass/ Fail	Std Dev 3 Yr %	Beta 3 Yr %	Tenure	Pass/ Fail	Style Box	Pass/ Fail	Exp Ratio	Pass/ Fail
Vanguard Target Retirement Income Inv	VTINX	Target Date	3.92	4.87	4.13	6.69		3.45	0.87	6.10		—		0.12	
<i>percentile rank</i>			<i>35</i>	<i>48</i>	<i>23</i>	<i>53</i>									
<i># of funds in category</i>			<i>186</i>	<i>162</i>	<i>127</i>	<i>91</i>									
Balanced															
 BlackRock Global Allocation Instl	MALOX	World Allocation	-0.04	5.75	3.46	7.53		6.39	0.97	15.26				0.80	
<i>percentile rank</i>			<i>53</i>	<i>61</i>	<i>45</i>	<i>74</i>									
<i># of funds in category</i>			<i>467</i>	<i>397</i>	<i>323</i>	<i>165</i>									