

WOODMOOR WATER AND SANITATION

Screens Summary (Data as of 03-31-2019)

Fund Removed from Approved List

Fund on Watch List

Name	Ticker	Asset Class	Trailing Performance and Risk				Management			Style		Expense				
			1 Yr	3 Yr	5 Yr	10 Yr	Pass/ Fail	Std Dev 3 Yr %	Beta 3 Yr %	Tenure	Pass/ Fail	Style Box	Pass/ Fail	Exp Ratio	Pass/ Fail	
US Stock																
Vanguard 500 Index Admiral	VFIAX	Large Blend Index	9.46	13.47	10.87	15.90		10.73	1.00	2.93				0.04		
<i>percentile rank</i>			22	17	10	15										
<i># of funds in category</i>			1,418	1,224	1,085	817										
MFS Growth R6	MFEKX	Large Growth	14.95	18.14	13.75	—		12.49	0.99	17.01				0.57		
<i>percentile rank</i>			13	19	16	—										
<i># of funds in category</i>			1,405	1,269	1,125	815										
Invesco Diversified Dividend R6	LCEFX	Large Value	7.21	6.95	7.35	—		8.39	0.74	16.26				0.40		
<i>percentile rank</i>			26	95	47	—										
<i># of funds in category</i>			1,233	1,100	942	699										
Vanguard Mid Cap Index Admiral	VIMAX	Mid-Cap Blend	5.98	11.59	8.85	16.67		12.05	0.98	20.87				0.05		
<i>percentile rank</i>			21	28	11	11										
<i># of funds in category</i>			456	376	329	234										
PGIM Jennison Small Company R6	PJSQX	Small Growth	0.23	10.99	7.10	—		13.98	0.83	18.92				0.68		
<i>percentile rank</i>			86	85	72	—										
<i># of funds in category</i>			681	592	525	396										
DFA US Small Cap Value I	DFSVX	Small Value	-3.15	8.39	4.16	15.46		17.14	1.05	7.09				0.52		
<i>percentile rank</i>			51	47	53	24										
<i># of funds in category</i>			440	393	346	238										
Non-US Stock																
Oppenheimer Developing Markets I	ODVIX	Diversified Emerging Mkts	-3.75	11.81	3.88	—		12.27	0.89	11.92				0.87		
<i>percentile rank</i>			9	18	23	—										
<i># of funds in category</i>			833	707	553	239										
American Funds Intl Gr and Inc R6	RIGGX	Foreign Large Blend	-5.37	7.47	1.68	—		10.22	0.95	10.50				0.57		
<i>percentile rank</i>			57	27	67	—										
<i># of funds in category</i>			753	644	514	384										
Vanguard Developed Markets Index Admiral	VTMGX	Foreign Large Blend Index	-4.72	7.59	2.72	9.15		10.50	0.98	6.10				0.07		
<i>percentile rank</i>			49	23	25	26										
<i># of funds in category</i>			753	644	514	384										
Alternative																
Vanguard Real Estate Index Admiral	VGSLX	Real Estate	20.04	5.72	8.79	18.33		13.82	0.98	22.90		—		0.11		
<i>percentile rank</i>			16	49	41	25										
<i># of funds in category</i>			251	225	198	139										
Fixed Income																
Vanguard Inflation-Protected Secs Adm	VAIPX	Inflation-Protected Bond	2.67	1.57	1.87	3.31		3.12	1.02	7.62		—	—	0.10		
<i>percentile rank</i>			14	50	22	33										
<i># of funds in category</i>			225	200	170	105										

WOODMOOR WATER AND SANITATION

Screens Summary (Data as of 03-31-2019)

Fund Removed from Approved List

Fund on Watch List

Name	Ticker	Asset Class	Trailing Performance and Risk				Management			Style		Expense			
			1 Yr	3 Yr	5 Yr	10 Yr	Pass/ Fail	Std Dev 3 Yr %	Beta 3 Yr %	Tenure	Pass/ Fail	Style Box	Pass/ Fail	Exp Ratio	Pass/ Fail
Baird Aggregate Bond Inst	BAGIX	Intermediate-Term Bond	4.59	2.55	3.13	5.18		2.97	1.00	18.51			—	0.30	
<i>percentile rank</i>			17	38	14	29									
<i># of funds in category</i>			1,024	901	769	564									
PIMCO Income Instl	PIMIX	Multisector Bond	3.91	6.33	5.48	10.43		1.74	0.41	12.01		—	—	0.72	
<i>percentile rank</i>			29	10	1	1									
<i># of funds in category</i>			326	294	228	131									
Federated Government Ultrashrt Dur R6	FGULX	Ultrashort Bond	2.05	1.36	—	—	—	0.24	0.01	21.74		—	—	0.24	
<i>percentile rank</i>			85	78	—	—									
<i># of funds in category</i>			187	151	134	63									

Target Date









Vanguard Target Retirement 2015 Inv	VTXVX	Target Date	3.87	6.28	4.98	9.25		4.39	0.89	6.10		—		0.13	
<i>percentile rank</i>			33	51	29	47									
<i># of funds in category</i>			139	112	83	50									
Vanguard Target Retirement 2020 Inv	VTWNX	Target Date	3.82	7.39	5.65	10.19		5.58	1.01	6.10		—		0.13	
<i>percentile rank</i>			33	25	5	23									
<i># of funds in category</i>			252	205	167	106									
Vanguard Target Retirement 2025 Inv	VTTVX	Target Date	3.83	8.20	6.07	10.95		6.44	1.04	6.10		—		0.13	
<i>percentile rank</i>			34	28	5	22									
<i># of funds in category</i>			228	188	148	74									
Vanguard Target Retirement 2030 Inv	VTHRX	Target Date	3.71	8.87	6.39	11.65		7.18	1.01	6.10		—		0.14	
<i>percentile rank</i>			36	35	16	20									
<i># of funds in category</i>			241	195	157	96									
Vanguard Target Retirement 2035 Inv	VTTX	Target Date	3.55	9.52	6.69	12.27		7.92	0.98	6.10		—		0.14	
<i>percentile rank</i>			32	36	19	20									
<i># of funds in category</i>			223	183	143	69									
Vanguard Target Retirement 2040 Inv	VFORX	Target Date	3.38	10.20	6.96	12.55		8.66	0.98	6.10		—		0.14	
<i>percentile rank</i>			38	28	21	17									
<i># of funds in category</i>			241	195	157	96									
Vanguard Target Retirement 2045 Inv	VTIVX	Target Date	3.27	10.43	7.08	12.63		9.14	0.99	6.10		—		0.15	
<i>percentile rank</i>			42	31	16	19									
<i># of funds in category</i>			223	183	143	68									
Vanguard Target Retirement 2050 Inv	VFIFX	Target Date	3.27	10.43	7.08	12.63		9.15	0.98	6.10		—		0.15	
<i>percentile rank</i>			38	36	22	19									
<i># of funds in category</i>			241	195	157	78									
Vanguard Target Retirement 2055 Inv	VFFVX	Target Date	3.28	10.43	7.05	—		9.13	0.97	6.10		—		0.15	
<i>percentile rank</i>			38	43	26	—									
<i># of funds in category</i>			223	181	135	9									
Vanguard Target Retirement 2060 Inv	VTTX	Target Date	3.25	10.42	7.05	—		9.14	0.97	6.10		—		0.15	
<i>percentile rank</i>			44	48	1	—									
<i># of funds in category</i>			206	125	10	—									
Vanguard Target Retirement 2065 Inv	VLXVX	Target Date	3.24	—	—	—	—	—	—	1.72		—		0.15	
<i>percentile rank</i>			46	—	—	—									
<i># of funds in category</i>			206	125	10	—									

WOODMOOR WATER AND SANITATION

Screens Summary (Data as of 03-31-2019)

 Fund Removed from Approved List

 Fund on Watch List

Name	Ticker	Asset Class	Trailing Performance and Risk							Management		Style		Expense	
			1 Yr	3 Yr	5 Yr	10 Yr	Pass/ Fail	Std Dev 3 Yr %	Beta 3 Yr %	Tenure	Pass/ Fail	Style Box	Pass/ Fail	Exp Ratio	Pass/ Fail
Vanguard Target Retirement Income Inv	VTINX	Target Date	3.92	4.87	4.13	6.69		3.45	0.87	6.10		—		0.12	
<i>percentile rank</i>			<i>35</i>	<i>48</i>	<i>23</i>	<i>53</i>									
<i># of funds in category</i>			<i>186</i>	<i>162</i>	<i>127</i>	<i>91</i>									
Balanced															
American Funds American Balanced R6	RLBGX	Moderate Allocation	6.56	9.29	7.83	—		6.16	0.97	22.26		—		0.28	
<i>percentile rank</i>			<i>18</i>	<i>11</i>	<i>5</i>	<i>—</i>									
<i># of funds in category</i>			<i>760</i>	<i>692</i>	<i>603</i>	<i>440</i>									