

BRFOODS 401(K) PROFIT SHARING PLAN

Screens Summary (Data as of 03-31-2020)

⊖ Fund Removed from Approved List ⚠ Fund on Watch List

Name	Ticker	Asset Class	Trailing Performance and Risk				Management			Style		Expense				
			1 Yr	3 Yr	5 Yr	10 Yr	Pass/ Fail	Std Dev 3 Yr %	Beta 3 Yr %	Tenure	Pass/ Fail	Style Box	Pass/ Fail	Exp Ratio	Pass/ Fail	
US Stock																
JPMorgan US Equity R6 <i>percentile rank</i> <i># of funds in category</i>	JUEMX	Large Blend	-3.45 6 1,377	5.57 13 1,220	6.68 12 1,054	- - 806	✔	15.68	1.02	19.26	✔	☒	✖	0.44	✔	
Vanguard 500 Index Admiral <i>percentile rank</i> <i># of funds in category</i>	VFIAX	Large Blend Index	-7.01 26 1,377	5.07 20 1,220	6.69 12 1,054	10.49 7 806	✔	15.22	1.00	3.93	✔	☒	✔	0.04	✔	
JPMorgan Large Cap Growth R6 <i>percentile rank</i> <i># of funds in category</i>	JLGMX	Large Growth	3.22 6 1,359	15.38 4 1,241	11.73 7 1,096	- - 818	✔	17.05	1.06	15.67	✔	☒	✔	0.43	✔	
American Funds Washington Mutual R6 <i>percentile rank</i> <i># of funds in category</i>	RWMGX	Large Value	-10.45 62 1,377	3.57 49 1,220	5.67 38 1,054	9.96 29 806	✔	14.11	0.91	22.76	✔	☒	✔	0.29	✔	
MFS Mid Cap Growth R6 <i>percentile rank</i> <i># of funds in category</i>	OTCKX	Mid-Cap Growth	-2.58 9 611	11.47 8 567	8.94 8 498	- - 386	✔	16.17	0.91	11.37	✔	☒	✔	0.74	✔	
American Century Mid Cap Value I <i>percentile rank</i> <i># of funds in category</i>	AVUAX	Mid-Cap Value	-17.40 8 426	-4.08 13 388	1.74 6 345	8.17 5 241	✔	17.91	0.90	16.01	✔	☒	✔	0.76	✔	
Carillon Eagle Small Cap Growth I <i>percentile rank</i> <i># of funds in category</i>	HSIIX	Small Growth	-18.60 59 635	-1.20 68 577	1.88 65 503	8.93 55 383	✔	20.81	0.99	24.27	✔	☒	✔	0.76	✔	
Vanguard Small Cap Value Index Admiral <i>percentile rank</i> <i># of funds in category</i>	VSIAX	Small Value	-29.46 29 432	-8.37 16 407	-2.05 19 356	- - 250	✔	21.84	0.97	3.93	✔	☒	✖	0.07	✔	
Non-US Stock																
American Funds New World R6 <i>percentile rank</i> <i># of funds in category</i>	RNWGX	Diversified Emerging Mkts	-12.42 11 825	1.81 7 707	2.23 4 580	3.77 1 238	✔	14.98	0.82	20.80	✔	☒	✔	0.61	✔	
Vanguard Developed Markets Index Admiral <i>percentile rank</i> <i># of funds in category</i>	VTMGX	Foreign Large Blend Index	-15.87 57 747	-2.41 52 642	-0.59 32 506	2.74 25 374	✔	15.33	1.00	7.11	✔	☒	✔	0.07	✔	
⚠ Invesco Oppenheimer International Gr Y <i>percentile rank</i> <i># of funds in category</i>	OIGYX	Foreign Large Growth	-7.33 38 466	-0.64 83 409	0.56 64 340	4.60 38 251	✔	15.70	1.02	24.03	✔	☒	✔	0.85	✔	
Vanguard International Value Inv <i>percentile rank</i> <i># of funds in category</i>	VTRIX	Foreign Large Value	-18.92 33 333	-3.52 16 299	-1.86 15 247	1.61 30 162	✔	16.13	1.09	11.88	✔	☒	✖	0.37	✔	
American Funds New Perspective R6 <i>percentile rank</i> <i># of funds in category</i>	RNPGX	World Stock	-6.37 21 867	5.94 17 756	6.08 13 624	8.68 10 378	✔	14.87	0.93	19.34	✔	☒	✔	0.44	✔	

BRFOODS 401(K) PROFIT SHARING PLAN

Screens Summary (Data as of 03-31-2020)


Fund Removed from Approved List

Fund on Watch List









Name	Ticker	Asset Class	Trailing Performance and Risk				Management			Style		Expense			
			1 Yr	3 Yr	5 Yr	10 Yr	Pass/ Fail	Std Dev 3 Yr %	Beta 3 Yr %	Tenure	Pass/ Fail	Style Box	Pass/ Fail	Exp Ratio	Pass/ Fail
Alternative															
PIMCO Commodity Real Return Strat I2	PCRPX	Commodities Broad Basket	-26.45	-10.26	-8.64	-6.27		15.09	1.22	5.25		—	—	1.56	
<i>percentile rank</i>			71	77	73	22									
<i># of funds in category</i>			129	109	95	35									
Vanguard Real Estate Index Admiral	VGSLX	Real Estate	-16.55	-1.46	0.49	7.89		17.06	0.94	23.90		—		0.12	
<i>percentile rank</i>			40	47	45	39									
<i># of funds in category</i>			263	229	202	138									
Fixed Income															
Eaton Vance Income Fund of Boston I	EIBIX	High Yield Bond	-6.44	0.39	2.24	5.25		7.38	0.90	5.41		—	—	0.79	
<i>percentile rank</i>			35	34	28	17									
<i># of funds in category</i>			701	623	544	339									
BlackRock Inflation Protected Bond Instl	BPRIX	Inflation- Protected Bond	5.59	2.83	2.06	2.95		3.40	0.97	3.13		—	—	0.65	
<i>percentile rank</i>			36	38	40	39									
<i># of funds in category</i>			218	196	173	115									
Baird Aggregate Bond Inst	BAGIX	Intermediate- Term Bond	7.55	4.54	3.37	4.55		3.44	1.03	19.52			—	0.30	
<i>percentile rank</i>			40	25	9	6									
<i># of funds in category</i>			430	385	332	254									
PIMCO Income I2	PONPX	Multisector Bond	-3.26	1.84	3.49	7.24		5.20	0.77	13.01		—	—	1.15	
<i>percentile rank</i>			43	19	6	1									
<i># of funds in category</i>			316	274	229	128									
Federated Government Ultrashrt Dur Instl	FGUSX	Ultrashort Bond	1.80	1.69	1.10	0.75		0.38	0.04	22.74		—	—	0.26	
<i>percentile rank</i>			21	28	65	75									
<i># of funds in category</i>			204	164	131	61									
Templeton Global Bond Adv	TGBAX	World Bond	-5.45	-1.38	0.49	2.59		6.30	-0.63	18.26		—	—	0.60	
<i>percentile rank</i>			60	76	67	43									
<i># of funds in category</i>			324	287	240	80									
Target Date															
Vanguard Target Retirement 2020 Inv	VTWXX	Target Date	-2.64	3.28	3.58	6.39		8.04	1.04	7.11		—		0.13	
<i>percentile rank</i>			41	22	11	9									
<i># of funds in category</i>			233	198	156	94									
Vanguard Target Retirement 2030 Inv	VTHRX	Target Date	-5.78	2.80	3.56	6.87		10.56	1.02	7.11		—		0.14	
<i>percentile rank</i>			40	27	19	17									
<i># of funds in category</i>			244	209	167	96									
Vanguard Target Retirement 2040 Inv	VFORX	Target Date	-8.74	2.23	3.43	7.18		12.82	0.95	7.11		—		0.14	
<i>percentile rank</i>			34	24	17	15									
<i># of funds in category</i>			244	209	167	96									
Vanguard Target Retirement 2050 Inv	VFIFX	Target Date	-10.17	1.79	3.23	7.07		13.75	0.95	7.11		—		0.15	
<i>percentile rank</i>			24	26	19	19									
<i># of funds in category</i>			244	209	167	78									

BRFOODS 401(K) PROFIT SHARING PLAN







Screens Summary (Data as of 03-31-2020)

 Fund Removed from Approved List

 Fund on Watch List

Name	Ticker	Asset Class	Trailing Performance and Risk				Management			Style		Expense			
			1 Yr	3 Yr	5 Yr	10 Yr	Pass/ Fail	Std Dev 3 Yr %	Beta 3 Yr %	Tenure	Pass/ Fail	Style Box	Pass/ Fail	Exp Ratio	Pass/ Fail
Vanguard Target Retirement 2060 Inv	VTTSX	Target Date	-10.18	1.79	3.20	—		13.75	0.94	7.11		—		0.15	
<i>percentile rank</i>			<i>21</i>	<i>32</i>	<i>36</i>	<i>—</i>									
<i># of funds in category</i>			<i>228</i>	<i>150</i>	<i>54</i>	<i>—</i>									
Vanguard Target Retirement Income Inv	VTINX	Target Date	0.91	3.38	3.17	4.92		4.94	0.86	7.11		—		0.12	
<i>percentile rank</i>			<i>29</i>	<i>13</i>	<i>10</i>	<i>17</i>									
<i># of funds in category</i>			<i>186</i>	<i>157</i>	<i>136</i>	<i>89</i>									

Balanced

 BlackRock Global Allocation Instl	MALOX	World Allocation	-4.15	1.23	1.72	4.23		9.07	0.96	3.25				0.80	
<i>percentile rank</i>			<i>11</i>	<i>15</i>	<i>17</i>	<i>37</i>									
<i># of funds in category</i>			<i>476</i>	<i>406</i>	<i>338</i>	<i>210</i>									