

CONNECTICUT ECONOMIC RESOURCE

Screens Summary (Data as of 03-31-2020)

⊖ Fund Removed from Approved List ⚠ Fund on Watch List

Name	Ticker	Asset Class	Trailing Performance and Risk				Management			Style		Expense				
			1 Yr	3 Yr	5 Yr	10 Yr	Pass/ Fail	Std Dev 3 Yr %	Beta 3 Yr %	Tenure	Pass/ Fail	Style Box	Pass/ Fail	Exp Ratio	Pass/ Fail	
US Stock																
JPMorgan US Equity R6 <i>percentile rank</i> <i># of funds in category</i>	JUEMX	Large Blend	-3.45 6 1,377	5.57 13 1,220	6.68 12 1,054	— — 806	✔	15.68	1.02	19.26	✔	☒	✖	0.44	✔	
Fidelity® Contrafund® <i>percentile rank</i> <i># of funds in category</i>	FCNTX	Large Growth	-2.00 44 1,359	9.68 42 1,241	8.96 36 1,096	11.90 36 818	✔	15.73	1.01	29.56	✔	☒	✔	0.85	✔	
American Funds Washington Mutual R6 <i>percentile rank</i> <i># of funds in category</i>	RWMGX	Large Value	-10.45 62 1,377	3.57 49 1,220	5.67 38 1,054	9.96 29 806	✔	14.11	0.91	22.76	✔	☒	✔	0.29	✔	
Vanguard Mid Cap Index Admiral <i>percentile rank</i> <i># of funds in category</i>	VIMAX	Mid-Cap Blend	-16.65 20 402	-0.26 13 363	2.08 13 288	8.86 8 216	✔	17.84	0.97	21.88	✔	☒	✔	0.05	✔	
Wells Fargo Small Company Growth Inst <i>percentile rank</i> <i># of funds in category</i>	WSCGX	Small Growth	-20.87 69 635	-0.36 64 577	0.45 78 503	9.50 43 383	✔	22.13	1.05	25.40	✔	☒	✔	0.95	✔	
Vanguard Small Cap Value Index Admiral <i>percentile rank</i> <i># of funds in category</i>	VSIAX	Small Value	-29.46 29 432	-8.37 16 407	-2.05 19 356	— — 250	✔	21.84	0.97	3.93	✔	☒	✖	0.07	✔	
Non-US Stock																
American Funds New World R6 <i>percentile rank</i> <i># of funds in category</i>	RNWXG	Diversified Emerging Mkts	-12.42 11 825	1.81 7 707	2.23 4 580	3.77 1 238	✔	14.98	0.82	20.80	✔	☒	✔	0.61	✔	
American Funds Europacific Growth R6 <i>percentile rank</i> <i># of funds in category</i>	REGGX	Foreign Large Blend	-12.70 85 466	0.28 69 409	0.91 57 340	3.97 59 251	✔	15.57	1.03	18.84	✔	☒	✔	0.49	✔	
Vanguard Developed Markets Index Admiral <i>percentile rank</i> <i># of funds in category</i>	VTMGX	Foreign Large Blend Index	-15.87 57 747	-2.41 52 642	-0.59 32 506	2.74 25 374	✔	15.33	1.00	7.11	✔	☒	✔	0.07	✔	
Alternative																
American Century Real Estate I <i>percentile rank</i> <i># of funds in category</i>	REAIX	Real Estate	-13.80 16 263	-0.04 24 229	0.72 34 202	8.37 17 138	✔	16.68	0.91	11.38	✔	—	✔	0.96	✔	
Fixed Income																
⚠ PIMCO Real Return I2 <i>percentile rank</i> <i># of funds in category</i>	PRLPX	Inflation- Protected Bond	5.51 36 218	2.92 35 196	2.20 34 173	3.24 26 115	✔	3.40	0.96	1.22	✖	—	—	1.08	✖	

CONNECTICUT ECONOMIC RESOURCE

Screens Summary (Data as of 03-31-2020)

⊖ Fund Removed from Approved List

⚠ Fund on Watch List

Name	Ticker	Asset Class	Trailing Performance and Risk				Management			Style		Expense			
			1 Yr	3 Yr	5 Yr	10 Yr	Pass/ Fail	Std Dev 3 Yr %	Beta 3 Yr %	Tenure	Pass/ Fail	Style Box	Pass/ Fail	Exp Ratio	Pass/ Fail
Metropolitan West Total Return Bd I <i>percentile rank</i> <i># of funds in category</i>	MWITX	Intermediate-Term Bond	8.16 4 606	4.64 6 530	3.22 15 442	4.81 8 331	✔	3.26	1.00	23.02	✔	—	—	0.44	✔
PIMCO Income I2 <i>percentile rank</i> <i># of funds in category</i>	PONPX	Multisector Bond	-3.26 43 316	1.84 19 274	3.49 6 229	7.24 1 128	✔	5.20	0.77	13.01	✔	—	—	1.15	✔
Federated Government Ultrashrt Dur Instl <i>percentile rank</i> <i># of funds in category</i>	FGUSX	Ultrashort Bond	1.80 21 204	1.69 28 164	1.10 65 131	0.75 75 61	⊕	0.38	0.04	22.74	✔	—	—	0.26	✔

Target Date





American Funds 2010 Trgt Date Retire R6 <i>percentile rank</i> <i># of funds in category</i>	RFITX	Target Date	-0.86 50 129	3.08 34 92	3.58 2 80	5.94 5 58	✔	5.81	0.91	13.17	✔	—	✔	0.31	✔
American Funds 2015 Trgt Date Retire R6 <i>percentile rank</i> <i># of funds in category</i>	RFJTX	Target Date	-1.42 34 129	3.16 29 99	3.70 2 74	6.26 1 47	✔	6.40	0.91	13.17	✔	—	✔	0.31	✔
American Funds 2020 Trgt Date Retire R6 <i>percentile rank</i> <i># of funds in category</i>	RRCTX	Target Date	-1.37 18 233	3.62 13 198	4.09 1 156	6.86 1 94	✔	6.81	0.87	13.17	✔	—	✔	0.31	✔
American Funds 2025 Trgt Date Retire R6 <i>percentile rank</i> <i># of funds in category</i>	RFDTX	Target Date	-1.95 6 235	4.00 3 199	4.49 1 160	7.64 1 84	✔	8.06	0.89	13.17	✔	—	✔	0.33	✔
American Funds 2030 Trgt Date Retire R6 <i>percentile rank</i> <i># of funds in category</i>	RFETX	Target Date	-3.69 7 244	4.11 5 209	4.77 1 167	8.05 1 96	✔	9.64	0.92	13.17	✔	—	✔	0.35	✔
American Funds 2035 Trgt Date Retire R6 <i>percentile rank</i> <i># of funds in category</i>	RFFTX	Target Date	-6.04 15 232	3.96 3 196	4.87 1 157	8.13 1 81	✔	11.65	0.95	13.17	✔	—	✔	0.37	✔
American Funds 2040 Trgt Date Retire R6 <i>percentile rank</i> <i># of funds in category</i>	RFCTX	Target Date	-7.16 9 244	3.77 3 209	4.81 1 167	8.14 1 96	✔	12.46	0.92	13.17	✔	—	✔	0.38	✔
American Funds 2045 Trgt Date Retire R6 <i>percentile rank</i> <i># of funds in category</i>	RFHTX	Target Date	-7.36 5 232	3.78 2 196	4.89 1 157	8.19 1 80	✔	12.71	0.88	13.17	✔	—	✔	0.38	✔
American Funds 2050 Trgt Date Retire R6 <i>percentile rank</i> <i># of funds in category</i>	RFITX	Target Date	-7.58 4 244	3.79 2 209	4.91 1 167	8.19 1 78	✔	12.90	0.88	13.17	✔	—	✔	0.39	✔
American Funds 2055 Trgt Date Retire R6 <i>percentile rank</i> <i># of funds in category</i>	RFKTX	Target Date	-7.54 4 232	3.80 2 194	4.91 1 150	8.19 1 31	✔	12.90	0.88	10.17	✔	—	✔	0.40	✔
American Funds 2060 Trgt Date Retire R6 <i>percentile rank</i> <i># of funds in category</i>	RFUTX	Target Date	-7.48 3 228	3.79 3 150	4.89 1 54	— — —	✔	12.88	0.87	5.02	✔	—	✔	0.41	✔

CONNECTICUT ECONOMIC RESOURCE

Screens Summary (Data as of 03-31-2020)

 Fund Removed from Approved List

 Fund on Watch List

Name	Ticker	Asset Class	Trailing Performance and Risk				Management			Style		Expense			
			1 Yr	3 Yr	5 Yr	10 Yr	Pass/ Fail	Std Dev 3 Yr %	Beta 3 Yr %	Tenure	Pass/ Fail	Style Box	Pass/ Fail	Exp Ratio	Pass/ Fail
Balanced															
American Funds American Balanced R6	RLBGX	Moderate Allocation	-2.07	4.64	5.66	8.67		8.94	0.96	21.26		—		0.27	
<i>percentile rank</i>			<i>15</i>	<i>10</i>	<i>5</i>	<i>4</i>									
<i># of funds in category</i>			<i>689</i>	<i>641</i>	<i>562</i>	<i>413</i>									