

# EAST WEST MANAGEMENT INSTITUTE 401K

## Screens Summary (Data as of 03-31-2020)

⊖ Fund Removed from Approved List    ⚠ Fund on Watch List

Name	Ticker	Asset Class	Trailing Performance and Risk				Management			Style		Expense				
			1 Yr	3 Yr	5 Yr	10 Yr	Pass/ Fail	Std Dev 3 Yr %	Beta 3 Yr %	Tenure	Pass/ Fail	Style Box	Pass/ Fail	Exp Ratio	Pass/ Fail	
<b>US Stock</b>																
Vanguard 500 Index Admiral	VFIAX	Large Blend Index	-7.01	5.07	6.69	10.49	✔	15.22	1.00	3.93	✔	☐	✔	0.04	✔	
<i>percentile rank</i>			26	20	12	7										
<i># of funds in category</i>			1,377	1,220	1,054	806										
Fidelity® Contrafund®	FCNTX	Large Growth	-2.00	9.68	8.96	11.90	✔	15.73	1.01	29.56	✔	☐	✔	0.85	✔	
<i>percentile rank</i>			44	42	36	36										
<i># of funds in category</i>			1,359	1,241	1,096	818										
JPMorgan Equity Income R6	OIEJX	Large Value	-13.27	1.58	4.13	-	✔	15.32	0.91	15.67	✔	☐	✔	0.48	✔	
<i>percentile rank</i>			21	10	11	-										
<i># of funds in category</i>			1,217	1,112	962	710										
Vanguard Mid Cap Index Admiral	VIMAX	Mid-Cap Blend	-16.65	-0.26	2.08	8.86	✔	17.84	0.97	21.88	✔	☐	✔	0.05	✔	
<i>percentile rank</i>			20	13	13	8										
<i># of funds in category</i>			402	363	288	216										
Vanguard Small Cap Growth Index Admiral	VSGAX	Small Growth	-15.81	2.95	3.27	-	✔	19.66	0.94	15.26	✔	☐	✖	0.07	✔	
<i>percentile rank</i>			36	39	44	-										
<i># of funds in category</i>			635	577	503	383										
Vanguard Small Cap Value Index Admiral	VSIAX	Small Value	-29.46	-8.37	-2.05	-	✔	21.84	0.97	3.93	✔	☐	✖	0.07	✔	
<i>percentile rank</i>			29	16	19	-										
<i># of funds in category</i>			432	407	356	250										
<b>Non-US Stock</b>																
American Funds New World R6	RNWXG	Diversified Emerging Mkts	-12.42	1.81	2.23	3.77	✔	14.98	0.82	20.80	✔	☐	✔	0.61	✔	
<i>percentile rank</i>			11	7	4	1										
<i># of funds in category</i>			825	707	580	238										
MFS Research International R4	MRSJX	Foreign Large Blend	-8.28	1.84	0.88	3.55	✔	14.11	0.91	3.92	✔	☐	✖	0.84	✔	
<i>percentile rank</i>			3	2	10	6										
<i># of funds in category</i>			747	642	506	374										
Vanguard Developed Markets Index Admiral	VTMGX	Foreign Large Blend Index	-15.87	-2.41	-0.59	2.74	✔	15.33	1.00	7.11	✔	☐	✔	0.07	✔	
<i>percentile rank</i>			57	52	32	25										
<i># of funds in category</i>			747	642	506	374										
<b>Alternative</b>																
Vanguard Real Estate Index Admiral	VGSLX	Real Estate	-16.55	-1.46	0.49	7.89	✔	17.06	0.94	23.90	✔	—	✔	0.12	✔	
<i>percentile rank</i>			40	47	45	39										
<i># of funds in category</i>			263	229	202	138										
<b>Fixed Income</b>																
BlackRock Inflation Protected Bond Instl	BPRIX	Inflation-Protected Bond	5.59	2.83	2.06	2.95	✔	3.40	0.97	3.13	✔	—	—	0.65	✔	
<i>percentile rank</i>			36	38	40	39										
<i># of funds in category</i>			218	196	173	115										

# EAST WEST MANAGEMENT INSTITUTE 401K

## Screens Summary (Data as of 03-31-2020)

⊖ Fund Removed from Approved List
 ! Fund on Watch List

Name	Ticker	Asset Class	Trailing Performance and Risk				Management			Style		Expense			
			1 Yr	3 Yr	5 Yr	10 Yr	Pass/ Fail	Std Dev 3 Yr %	Beta 3 Yr %	Tenure	Pass/ Fail	Style Box	Pass/ Fail	Exp Ratio	Pass/ Fail
Vanguard Interm-Term Bond Index Adm	VBILX	Intermediate-Term Bond	9.41	5.16	3.66	4.86	✓	3.88	1.19	11.94	✓	☒	—	0.07	✓
<i>percentile rank</i>			5	2	3	1									
<i># of funds in category</i>			430	385	332	254									
Loomis Sayles Bond N	LSBNX	Multisector Bond	-6.26	-0.11	1.07	—	✓	7.07	0.91	28.90	✓	—	—	0.59	✓
<i>percentile rank</i>			73	71	68	—									
<i># of funds in category</i>			316	274	229	128									
PIMCO Short-Term Instl	PTSHX	Ultrashort Bond	-0.48	1.31	1.57	1.52	✓	2.06	0.02	9.25	✓	—	—	0.50	✓
<i>percentile rank</i>			74	62	7	14									
<i># of funds in category</i>			204	164	131	61									





















Target Date															
Vanguard Target Retirement 2015 Inv	VTXVX	Target Date	-0.22	3.61	3.55	6.03	✓	6.11	0.88	7.11	✓	—	✓	0.13	✓
<i>percentile rank</i>			16	22	9	19									
<i># of funds in category</i>			129	99	74	47									
Vanguard Target Retirement 2020 Inv	VTWNX	Target Date	-2.64	3.28	3.58	6.39	✓	8.04	1.04	7.11	✓	—	✓	0.13	✓
<i>percentile rank</i>			41	22	11	9									
<i># of funds in category</i>			233	198	156	94									
Vanguard Target Retirement 2025 Inv	VTTVX	Target Date	-4.31	3.07	3.60	6.65	✓	9.43	1.06	7.11	✓	—	✓	0.13	✓
<i>percentile rank</i>			43	24	13	12									
<i># of funds in category</i>			235	199	160	84									
Vanguard Target Retirement 2030 Inv	VTHRX	Target Date	-5.78	2.80	3.56	6.87	✓	10.56	1.02	7.11	✓	—	✓	0.14	✓
<i>percentile rank</i>			40	27	19	17									
<i># of funds in category</i>			244	209	167	96									
Vanguard Target Retirement 2035 Inv	VTTX	Target Date	-7.25	2.53	3.51	7.07	✓	11.69	0.97	7.11	✓	—	✓	0.14	✓
<i>percentile rank</i>			35	23	16	15									
<i># of funds in category</i>			232	196	157	81									
Vanguard Target Retirement 2040 Inv	VFORX	Target Date	-8.74	2.23	3.43	7.18	✓	12.82	0.95	7.11	✓	—	✓	0.14	✓
<i>percentile rank</i>			34	24	17	15									
<i># of funds in category</i>			244	209	167	96									
Vanguard Target Retirement 2045 Inv	VTIVX	Target Date	-10.21	1.77	3.21	7.07	✓	13.75	0.96	7.11	✓	—	✓	0.15	✓
<i>percentile rank</i>			37	33	20	16									
<i># of funds in category</i>			232	196	157	80									
Vanguard Target Retirement 2050 Inv	VFIFX	Target Date	-10.17	1.79	3.23	7.07	✓	13.75	0.95	7.11	✓	—	✓	0.15	✓
<i>percentile rank</i>			24	26	19	19									
<i># of funds in category</i>			244	209	167	78									
Vanguard Target Retirement 2055 Inv	VFFVX	Target Date	-10.21	1.78	3.19	—	✓	13.75	0.94	7.11	✓	—	✓	0.15	✓
<i>percentile rank</i>			23	28	21	—									
<i># of funds in category</i>			232	194	150	31									
Vanguard Target Retirement 2060 Inv	VTTX	Target Date	-10.18	1.79	3.20	—	✓	13.75	0.94	7.11	✓	—	✓	0.15	✓
<i>percentile rank</i>			21	32	36	—									
<i># of funds in category</i>			228	150	54	—									
Vanguard Target Retirement 2065 Inv	VLXVX	Target Date	-10.23	—	—	—	—	—	—	2.72	✖	—	✓	0.15	✓
<i>percentile rank</i>			23	—	—	—									
<i># of funds in category</i>			228	150	54	—									

# EAST WEST MANAGEMENT INSTITUTE 401K

## Screens Summary (Data as of 03-31-2020)

 Fund Removed from Approved List

 Fund on Watch List

Name	Ticker	Asset Class	Trailing Performance and Risk				Management			Style		Expense			
			1 Yr	3 Yr	5 Yr	10 Yr	Pass/ Fail	Std Dev 3 Yr %	Beta 3 Yr %	Tenure	Pass/ Fail	Style Box	Pass/ Fail	Exp Ratio	Pass/ Fail
Vanguard Target Retirement Income Inv	VTINX	Target Date	0.91	3.38	3.17	4.92		4.94	0.86	7.11		—		0.12	
<i>percentile rank</i>			<i>29</i>	<i>13</i>	<i>10</i>	<i>17</i>									
<i># of funds in category</i>			<i>186</i>	<i>157</i>	<i>136</i>	<i>89</i>									
<b>Balanced</b>															
Vanguard LifeStrategy Cnsv Gr Inv	VSCGX	Target Risk	-0.30	3.59	3.49	5.39		6.32	1.00	25.52		—		0.12	
<i>percentile rank</i>			<i>15</i>	<i>7</i>	<i>7</i>	<i>17</i>									
<i># of funds in category</i>			<i>561</i>	<i>519</i>	<i>428</i>	<i>271</i>									
Vanguard LifeStrategy Growth Inv	VASGX	Target Risk	-8.22	2.17	3.33	6.78		12.24	0.99	25.52		—		0.14	
<i>percentile rank</i>			<i>23</i>	<i>23</i>	<i>18</i>	<i>20</i>									
<i># of funds in category</i>			<i>332</i>	<i>307</i>	<i>277</i>	<i>191</i>									
Vanguard LifeStrategy Income Inv	VASIX	Target Risk	3.63	4.15	3.42	4.59		3.85	0.34	25.52		—		0.11	
<i>percentile rank</i>			<i>7</i>	<i>4</i>	<i>5</i>	<i>25</i>									
<i># of funds in category</i>			<i>198</i>	<i>183</i>	<i>157</i>	<i>91</i>									
Vanguard LifeStrategy Moderate Gr Inv	VSMGX	Target Risk	-4.28	2.92	3.46	6.20		9.23	1.00	25.52		—		0.13	
<i>percentile rank</i>			<i>30</i>	<i>31</i>	<i>30</i>	<i>39</i>									
<i># of funds in category</i>			<i>689</i>	<i>641</i>	<i>562</i>	<i>413</i>									