


**403(B) PLAN****Screens Summary (Data as of 03-31-2020)**











Fund Removed from Approved List

Fund on Watch List







Name	Ticker	Asset Class	Trailing Performance and Risk				Management			Style		Expense			
			1 Yr	3 Yr	5 Yr	10 Yr	Pass/ Fail	Std Dev 3 Yr %	Beta 3 Yr %	Tenure	Pass/ Fail	Style Box	Pass/ Fail	Exp Ratio	Pass/ Fail
<b>US Stock</b>															
Vanguard 500 Index Admiral <i>percentile rank</i> <i># of funds in category</i>	VFIAX	Large Blend Index	-7.01 26 1,377	5.07 20 1,220	6.69 12 1,054	10.49 7 806		15.22	1.00	3.93				0.04	
Fidelity® Contrafund® <i>percentile rank</i> <i># of funds in category</i>	FCNTX	Large Growth	-2.00 44 1,359	9.68 42 1,241	8.96 36 1,096	11.90 36 818		15.73	1.01	29.56				0.85	
American Funds Washington Mutual R6 <i>percentile rank</i> <i># of funds in category</i>	RWMGX	Large Value	-10.45 62 1,377	3.57 49 1,220	5.67 38 1,054	9.96 29 806		14.11	0.91	22.76				0.29	
Vanguard Mid Cap Index Admiral <i>percentile rank</i> <i># of funds in category</i>	VIMAX	Mid-Cap Blend	-16.65 20 402	-0.26 13 363	2.08 13 288	8.86 8 216		17.84	0.97	21.88				0.05	
Carillon Eagle Small Cap Growth I <i>percentile rank</i> <i># of funds in category</i>	HSIIX	Small Growth	-18.60 59 635	-1.20 68 577	1.88 65 503	8.93 55 383		20.81	0.99	24.27				0.76	
Delaware Small Cap Value Instl <i>percentile rank</i> <i># of funds in category</i>	DEVIX	Small Value	-28.20 24 432	-9.72 31 407	-2.05 19 356	5.75 12 250		23.22	1.02	22.93				0.90	
<b>Non-US Stock</b>															
JPMorgan Emerging Markets Equity R5 <i>percentile rank</i> <i># of funds in category</i>	JEMOX	Diversified Emerging Mkts	-11.57 8 825	3.23 3 707	— — 580	— — 238		17.95	1.00	14.59				0.89	
American Funds Europacific Growth R6 <i>percentile rank</i> <i># of funds in category</i>	REGGX	Foreign Large Blend	-12.70 85 466	0.28 69 409	0.91 57 340	3.97 59 251		15.57	1.03	18.84				0.49	
Vanguard Developed Markets Index Admiral <i>percentile rank</i> <i># of funds in category</i>	VTMGX	Foreign Large Blend Index	-15.87 57 747	-2.41 52 642	-0.59 32 506	2.74 25 374		15.33	1.00	7.11				0.07	
<b>Alternative</b>															
Vanguard Real Estate Index Admiral <i>percentile rank</i> <i># of funds in category</i>	VGSLX	Real Estate	-16.55 40 263	-1.46 47 229	0.49 45 202	7.89 39 138		17.06	0.94	23.90		—		0.12	
<b>Fixed Income</b>															
BlackRock Inflation Protected Bond Instl <i>percentile rank</i> <i># of funds in category</i>	BPRIX	Inflation-Protected Bond	5.59 36 218	2.83 38 196	2.06 40 173	2.95 39 115		3.40	0.97	3.13		—	—	0.65	

**403(B) PLAN****Screens Summary (Data as of 03-31-2020)**
 Fund Removed from Approved List

 Fund on Watch List

Name	Ticker	Asset Class	Trailing Performance and Risk				Management			Style		Expense			
			1 Yr	3 Yr	5 Yr	10 Yr	Pass/ Fail	Std Dev 3 Yr %	Beta 3 Yr %	Tenure	Pass/ Fail	Style Box	Pass/ Fail	Exp Ratio	Pass/ Fail
Baird Aggregate Bond Inst	BAGIX	Intermediate-Term Bond	7.55	4.54	3.37	4.55		3.44	1.03	19.52			—	0.30	
<i>percentile rank</i>			40	25	9	6									
<i># of funds in category</i>			430	385	332	254									
PIMCO Income I2	PONPX	Multisector Bond	-3.26	1.84	3.49	7.24		5.20	0.77	13.01		—	—	1.15	
<i>percentile rank</i>			43	19	6	1									
<i># of funds in category</i>			316	274	229	128									
Federated Government Ultrashrt Dur Instl	FGUSX	Ultrashort Bond	1.80	1.69	1.10	0.75		0.38	0.04	22.74		—	—	0.26	
<i>percentile rank</i>			21	28	65	75									
<i># of funds in category</i>			204	164	131	61									

**Balanced**

 BlackRock Global Allocation Instl	MALOX	World Allocation	-4.15	1.23	1.72	4.23		9.07	0.96	3.25				0.80	
<i>percentile rank</i>			11	15	17	37									
<i># of funds in category</i>			476	406	338	210									