

HHI RETIREMENT SAVINGS PLAN

Screens Summary (Data as of 03-31-2020)

⊖ Fund Removed from Approved List ⚠ Fund on Watch List

| Name | Ticker | Asset Class | Trailing Performance and Risk | | | | Management | | | Style | | Expense | | | | |
|--|--------|---------------------------|-------------------------------|--------|-------|-------|---------------|-------------------|----------------|--------|---------------|--------------|---------------|--------------|---------------|--|
| | | | 1 Yr | 3 Yr | 5 Yr | 10 Yr | Pass/ Fail | Std Dev 3 Yr % | Beta 3 Yr % | Tenure | Pass/ Fail | Style Box | Pass/ Fail | Exp Ratio | Pass/ Fail | |
| US Stock | | | | | | | | | | | | | | | | |
| Vanguard 500 Index Admiral | VFIAX | Large Blend Index | -7.01 | 5.07 | 6.69 | 10.49 | ✓ | 15.22 | 1.00 | 3.93 | ✓ | ■ | ✓ | 0.04 | ✓ | |
| <i>percentile rank</i> | | | 26 | 20 | 12 | 7 | | | | | | | | | | |
| <i># of funds in category</i> | | | 1,377 | 1,220 | 1,054 | 806 | | | | | | | | | | |
| MFS Growth R6 | MFEKX | Large Growth | 3.27 | 14.24 | 11.74 | — | ✓ | 15.01 | 0.95 | 18.01 | ✓ | ■ | ✓ | 0.56 | ✓ | |
| <i>percentile rank</i> | | | 6 | 7 | 7 | — | | | | | | | | | | |
| <i># of funds in category</i> | | | 1,359 | 1,241 | 1,096 | 818 | | | | | | | | | | |
| Invesco Diversified Dividend R6 | LCEFX | Large Value | -14.75 | -2.24 | 1.90 | — | ✓ | 14.00 | 0.81 | 17.26 | ✓ | ■ | ✓ | 0.41 | ✓ | |
| <i>percentile rank</i> | | | 30 | 54 | 41 | — | | | | | | | | | | |
| <i># of funds in category</i> | | | 1,217 | 1,112 | 962 | 710 | | | | | | | | | | |
| Vanguard Mid Cap Index Admiral | VIMAX | Mid-Cap Blend | -16.65 | -0.26 | 2.08 | 8.86 | ✓ | 17.84 | 0.97 | 21.88 | ✓ | ■ | ✓ | 0.05 | ✓ | |
| <i>percentile rank</i> | | | 20 | 13 | 13 | 8 | | | | | | | | | | |
| <i># of funds in category</i> | | | 402 | 363 | 288 | 216 | | | | | | | | | | |
| PGIM Jennison Small Company R6 | PJSQX | Small Growth | -28.30 | -6.55 | -2.04 | — | ✓ | 22.74 | 1.06 | 6.35 | ✓ | ■ | ✘ | 0.69 | ✓ | |
| <i>percentile rank</i> | | | 93 | 92 | 91 | — | | | | | | | | | | |
| <i># of funds in category</i> | | | 635 | 577 | 503 | 383 | | | | | | | | | | |
| DFA US Small Cap Value I | DFSVX | Small Value | -35.36 | -12.74 | -5.43 | 4.16 | ✓ | 24.74 | 1.10 | 8.09 | ✓ | ■ | ✓ | 0.53 | ✓ | |
| <i>percentile rank</i> | | | 74 | 72 | 72 | 50 | | | | | | | | | | |
| <i># of funds in category</i> | | | 432 | 407 | 356 | 250 | | | | | | | | | | |
| Non-US Stock | | | | | | | | | | | | | | | | |
| Invesco Oppenheimer Developing Mkts R6 | ODVIX | Diversified Emerging Mkts | -14.50 | 1.09 | 1.49 | — | ✓ | 16.67 | 0.94 | 12.93 | ✓ | ■ | ✓ | 0.83 | ✓ | |
| <i>percentile rank</i> | | | 20 | 11 | 12 | — | | | | | | | | | | |
| <i># of funds in category</i> | | | 825 | 707 | 580 | 238 | | | | | | | | | | |
| American Funds Intl Gr and Inc R6 | RIGGX | Foreign Large Blend | -14.78 | -1.61 | -0.91 | 2.96 | ✓ | 16.02 | 1.04 | 11.50 | ✓ | ■ | ✓ | 0.57 | ✓ | |
| <i>percentile rank</i> | | | 40 | 28 | 46 | 17 | | | | | | | | | | |
| <i># of funds in category</i> | | | 747 | 642 | 506 | 374 | | | | | | | | | | |
| Vanguard Developed Markets Index Admiral | VTMGX | Foreign Large Blend Index | -15.87 | -2.41 | -0.59 | 2.74 | ✓ | 15.33 | 1.00 | 7.11 | ✓ | ■ | ✓ | 0.07 | ✓ | |
| <i>percentile rank</i> | | | 57 | 52 | 32 | 25 | | | | | | | | | | |
| <i># of funds in category</i> | | | 747 | 642 | 506 | 374 | | | | | | | | | | |
| Alternative | | | | | | | | | | | | | | | | |
| Vanguard Real Estate Index Admiral | VGSLX | Real Estate | -16.55 | -1.46 | 0.49 | 7.89 | ✓ | 17.06 | 0.94 | 23.90 | ✓ | — | ✓ | 0.12 | ✓ | |
| <i>percentile rank</i> | | | 40 | 47 | 45 | 39 | | | | | | | | | | |
| <i># of funds in category</i> | | | 263 | 229 | 202 | 138 | | | | | | | | | | |
| Fixed Income | | | | | | | | | | | | | | | | |
| Vanguard Inflation-Protected Secs Adm | VAIPX | Inflation-Protected Bond | 6.69 | 3.28 | 2.56 | 3.39 | ✓ | 3.27 | 0.94 | 8.62 | ✓ | — | — | 0.10 | ✓ | |
| <i>percentile rank</i> | | | 24 | 26 | 20 | 15 | | | | | | | | | | |
| <i># of funds in category</i> | | | 218 | 196 | 173 | 115 | | | | | | | | | | |

HHI RETIREMENT SAVINGS PLAN

Screens Summary (Data as of 03-31-2020)

⊖ Fund Removed from Approved List
 ! Fund on Watch List


| Name | Ticker | Asset Class | Trailing Performance and Risk | | | | Management | | | Style | | Expense | | | |
|---------------------------------------|--------|------------------------|-------------------------------|------|------|-------|---------------|-------------------|----------------|--------|---------------|--------------|---------------|--------------|---------------|
| | | | 1 Yr | 3 Yr | 5 Yr | 10 Yr | Pass/ Fail | Std Dev 3 Yr % | Beta 3 Yr % | Tenure | Pass/ Fail | Style Box | Pass/ Fail | Exp Ratio | Pass/ Fail |
| Baird Aggregate Bond Inst | BAGIX | Intermediate-Term Bond | 7.55 | 4.54 | 3.37 | 4.55 | ✓ | 3.44 | 1.03 | 19.52 | ✓ | ☒ | — | 0.30 | ✓ |
| <i>percentile rank</i> | | | 40 | 25 | 9 | 6 | | | | | | | | | |
| <i># of funds in category</i> | | | 430 | 385 | 332 | 254 | | | | | | | | | |
| PIMCO Income Instl | PIMIX | Multisector Bond | -3.16 | 1.94 | 3.59 | 7.34 | ✓ | 5.20 | 0.77 | 13.01 | ✓ | — | — | 1.05 | ✓ |
| <i>percentile rank</i> | | | 42 | 18 | 5 | 1 | | | | | | | | | |
| <i># of funds in category</i> | | | 316 | 274 | 229 | 128 | | | | | | | | | |
| Federated Government Ultrashrt Dur R6 | FGULX | Ultrashort Bond | 1.82 | 1.68 | — | — | ✓ | 0.38 | 0.04 | 22.74 | ✓ | — | — | 0.24 | ✓ |
| <i>percentile rank</i> | | | 21 | 29 | — | — | | | | | | | | | |
| <i># of funds in category</i> | | | 204 | 164 | 131 | 61 | | | | | | | | | |

Target Date









| | | | | | | | | | | | | | | | |
|-------------------------------------|-------|-------------|--------|------|------|------|---|-------|------|------|---|---|---|------|---|
| Vanguard Target Retirement 2015 Inv | VTXVX | Target Date | -0.22 | 3.61 | 3.55 | 6.03 | ✓ | 6.11 | 0.88 | 7.11 | ✓ | — | ✓ | 0.13 | ✓ |
| <i>percentile rank</i> | | | 16 | 22 | 9 | 19 | | | | | | | | | |
| <i># of funds in category</i> | | | 129 | 99 | 74 | 47 | | | | | | | | | |
| Vanguard Target Retirement 2020 Inv | VTWNX | Target Date | -2.64 | 3.28 | 3.58 | 6.39 | ✓ | 8.04 | 1.04 | 7.11 | ✓ | — | ✓ | 0.13 | ✓ |
| <i>percentile rank</i> | | | 41 | 22 | 11 | 9 | | | | | | | | | |
| <i># of funds in category</i> | | | 233 | 198 | 156 | 94 | | | | | | | | | |
| Vanguard Target Retirement 2025 Inv | VTTVX | Target Date | -4.31 | 3.07 | 3.60 | 6.65 | ✓ | 9.43 | 1.06 | 7.11 | ✓ | — | ✓ | 0.13 | ✓ |
| <i>percentile rank</i> | | | 43 | 24 | 13 | 12 | | | | | | | | | |
| <i># of funds in category</i> | | | 235 | 199 | 160 | 84 | | | | | | | | | |
| Vanguard Target Retirement 2030 Inv | VTHRX | Target Date | -5.78 | 2.80 | 3.56 | 6.87 | ✓ | 10.56 | 1.02 | 7.11 | ✓ | — | ✓ | 0.14 | ✓ |
| <i>percentile rank</i> | | | 40 | 27 | 19 | 17 | | | | | | | | | |
| <i># of funds in category</i> | | | 244 | 209 | 167 | 96 | | | | | | | | | |
| Vanguard Target Retirement 2035 Inv | VTTX | Target Date | -7.25 | 2.53 | 3.51 | 7.07 | ✓ | 11.69 | 0.97 | 7.11 | ✓ | — | ✓ | 0.14 | ✓ |
| <i>percentile rank</i> | | | 35 | 23 | 16 | 15 | | | | | | | | | |
| <i># of funds in category</i> | | | 232 | 196 | 157 | 81 | | | | | | | | | |
| Vanguard Target Retirement 2040 Inv | VFORX | Target Date | -8.74 | 2.23 | 3.43 | 7.18 | ✓ | 12.82 | 0.95 | 7.11 | ✓ | — | ✓ | 0.14 | ✓ |
| <i>percentile rank</i> | | | 34 | 24 | 17 | 15 | | | | | | | | | |
| <i># of funds in category</i> | | | 244 | 209 | 167 | 96 | | | | | | | | | |
| Vanguard Target Retirement 2045 Inv | VTIVX | Target Date | -10.21 | 1.77 | 3.21 | 7.07 | ✓ | 13.75 | 0.96 | 7.11 | ✓ | — | ✓ | 0.15 | ✓ |
| <i>percentile rank</i> | | | 37 | 33 | 20 | 16 | | | | | | | | | |
| <i># of funds in category</i> | | | 232 | 196 | 157 | 80 | | | | | | | | | |
| Vanguard Target Retirement 2050 Inv | VFIFX | Target Date | -10.17 | 1.79 | 3.23 | 7.07 | ✓ | 13.75 | 0.95 | 7.11 | ✓ | — | ✓ | 0.15 | ✓ |
| <i>percentile rank</i> | | | 24 | 26 | 19 | 19 | | | | | | | | | |
| <i># of funds in category</i> | | | 244 | 209 | 167 | 78 | | | | | | | | | |
| Vanguard Target Retirement 2055 Inv | VFFVX | Target Date | -10.21 | 1.78 | 3.19 | — | ✓ | 13.75 | 0.94 | 7.11 | ✓ | — | ✓ | 0.15 | ✓ |
| <i>percentile rank</i> | | | 23 | 28 | 21 | — | | | | | | | | | |
| <i># of funds in category</i> | | | 232 | 194 | 150 | 31 | | | | | | | | | |
| Vanguard Target Retirement 2060 Inv | VTTX | Target Date | -10.18 | 1.79 | 3.20 | — | ✓ | 13.75 | 0.94 | 7.11 | ✓ | — | ✓ | 0.15 | ✓ |
| <i>percentile rank</i> | | | 21 | 32 | 36 | — | | | | | | | | | |
| <i># of funds in category</i> | | | 228 | 150 | 54 | — | | | | | | | | | |
| Vanguard Target Retirement 2065 Inv | VLXVX | Target Date | -10.23 | — | — | — | — | — | — | 2.72 | ✖ | — | ✓ | 0.15 | ✓ |
| <i>percentile rank</i> | | | 23 | — | — | — | | | | | | | | | |
| <i># of funds in category</i> | | | 228 | 150 | 54 | — | | | | | | | | | |

HHI RETIREMENT SAVINGS PLAN

Screens Summary (Data as of 03-31-2020)

 Fund Removed from Approved List

 Fund on Watch List

| Name | Ticker | Asset Class | Trailing Performance and Risk | | | | | | | Management | | Style | | Expense | |
|---------------------------------------|--------|---------------------|-------------------------------|------------|------------|------------|--|-------------------|----------------|------------|---|--------------|---|--------------|---|
| | | | 1 Yr | 3 Yr | 5 Yr | 10 Yr | Pass/ Fail | Std Dev 3 Yr % | Beta 3 Yr % | Tenure | Pass/ Fail | Style Box | Pass/ Fail | Exp Ratio | Pass/ Fail |
| Vanguard Target Retirement Income Inv | VTINX | Target Date | 0.91 | 3.38 | 3.17 | 4.92 |  | 4.94 | 0.86 | 7.11 |  | — |  | 0.12 |  |
| <i>percentile rank</i> | | | <i>29</i> | <i>13</i> | <i>10</i> | <i>17</i> | | | | | | | | | |
| <i># of funds in category</i> | | | <i>186</i> | <i>157</i> | <i>136</i> | <i>89</i> | | | | | | | | | |
| Balanced | | | | | | | | | | | | | | | |
| American Funds American Balanced R6 | RLBGX | Moderate Allocation | -2.07 | 4.64 | 5.66 | 8.67 |  | 8.94 | 0.96 | 21.26 |  | — |  | 0.27 |  |
| <i>percentile rank</i> | | | <i>15</i> | <i>10</i> | <i>5</i> | <i>4</i> | | | | | | | | | |
| <i># of funds in category</i> | | | <i>689</i> | <i>641</i> | <i>562</i> | <i>413</i> | | | | | | | | | |