

INSPIRE CHARTER SCHOOLS 403B PLAN

Screens Summary (Data as of 03-31-2020)

🚫 Fund Removed from Approved List ⚠️ Fund on Watch List

Name	Ticker	Asset Class	Trailing Performance and Risk				Management			Style		Expense			
			1 Yr	3 Yr	5 Yr	10 Yr	Pass/ Fail	Std Dev 3 Yr %	Beta 3 Yr %	Tenure	Pass/ Fail	Style Box	Pass/ Fail	Exp Ratio	Pass/ Fail
US Stock															
Vanguard 500 Index Admiral	VFIAX	Large Blend Index	-7.01	5.07	6.69	10.49	✔️	15.22	1.00	3.93	✔️	🇺🇸	✔️	0.04	✔️
<i>percentile rank</i>			26	20	12	7									
<i># of funds in category</i>			1,377	1,220	1,054	806									
MFS Growth R6	MFEKX	Large Growth	3.27	14.24	11.74	—	✔️	15.01	0.95	18.01	✔️	🇺🇸	✔️	0.56	✔️
<i>percentile rank</i>			6	7	7	—									
<i># of funds in category</i>			1,359	1,241	1,096	818									
Invesco Diversified Dividend R6	LCEFX	Large Value	-14.75	-2.24	1.90	—	✔️	14.00	0.81	17.26	✔️	🇺🇸	✔️	0.41	✔️
<i>percentile rank</i>			30	54	41	—									
<i># of funds in category</i>			1,217	1,112	962	710									
Vanguard Mid Cap Index Admiral	VIMAX	Mid-Cap Blend	-16.65	-0.26	2.08	8.86	✔️	17.84	0.97	21.88	✔️	🇺🇸	✔️	0.05	✔️
<i>percentile rank</i>			20	13	13	8									
<i># of funds in category</i>			402	363	288	216									
PGIM Jennison Small Company R6	PJSQX	Small Growth	-28.30	-6.55	-2.04	—	✔️	22.74	1.06	6.35	✔️	🇺🇸	❌	0.69	✔️
<i>percentile rank</i>			93	92	91	—									
<i># of funds in category</i>			635	577	503	383									
DFA US Small Cap Value I	DFSVX	Small Value	-35.36	-12.74	-5.43	4.16	✔️	24.74	1.10	8.09	✔️	🇺🇸	✔️	0.53	✔️
<i>percentile rank</i>			74	72	72	50									
<i># of funds in category</i>			432	407	356	250									
Non-US Stock															
Invesco Oppenheimer Developing Mkts R6	ODVIX	Diversified Emerging Mkts	-14.50	1.09	1.49	—	✔️	16.67	0.94	12.93	✔️	🇺🇸	✔️	0.83	✔️
<i>percentile rank</i>			20	11	12	—									
<i># of funds in category</i>			825	707	580	238									
American Funds Intl Gr and Inc R6	RIGGX	Foreign Large Blend	-14.78	-1.61	-0.91	2.96	✔️	16.02	1.04	11.50	✔️	🇺🇸	✔️	0.57	✔️
<i>percentile rank</i>			40	28	46	17									
<i># of funds in category</i>			747	642	506	374									
Vanguard Developed Markets Index Admiral	VTMGX	Foreign Large Blend Index	-15.87	-2.41	-0.59	2.74	✔️	15.33	1.00	7.11	✔️	🇺🇸	✔️	0.07	✔️
<i>percentile rank</i>			57	52	32	25									
<i># of funds in category</i>			747	642	506	374									
Alternative															
Vanguard Real Estate Index Admiral	VGSLX	Real Estate	-16.55	-1.46	0.49	7.89	✔️	17.06	0.94	23.90	✔️	—	✔️	0.12	✔️
<i>percentile rank</i>			40	47	45	39									
<i># of funds in category</i>			263	229	202	138									
Fixed Income															
Vanguard Inflation-Protected Secs Adm	VAIPX	Inflation-Protected Bond	6.69	3.28	2.56	3.39	✔️	3.27	0.94	8.62	✔️	—	—	0.10	✔️
<i>percentile rank</i>			24	26	20	15									
<i># of funds in category</i>			218	196	173	115									

INSPIRE CHARTER SCHOOLS 403B PLAN

Screens Summary (Data as of 03-31-2020)

⊖ Fund Removed from Approved List ⚠ Fund on Watch List

Name	Ticker	Asset Class	Trailing Performance and Risk							Management		Style		Expense	
			1 Yr	3 Yr	5 Yr	10 Yr	Pass/Fail	Std Dev 3 Yr %	Beta 3 Yr %	Tenure	Pass/Fail	Style Box	Pass/Fail	Exp Ratio	Pass/Fail
Baird Aggregate Bond Inst	BAGIX	Intermediate-Term Bond	7.55	4.54	3.37	4.55	✔	3.44	1.03	19.52	✔	☐	—	0.30	✔
<i>percentile rank</i>			40	25	9	6									
<i># of funds in category</i>			430	385	332	254									
PIMCO Income Instl	PIMIX	Multisector Bond	-3.16	1.94	3.59	7.34	✔	5.20	0.77	13.01	✔	—	—	1.05	✔
<i>percentile rank</i>			42	18	5	1									
<i># of funds in category</i>			316	274	229	128									
Federated Government Ultrashrt Dur R6	FGULX	Ultrashort Bond	1.82	1.68	—	—	✔	0.38	0.04	22.74	✔	—	—	0.24	✔
<i>percentile rank</i>			21	29	—	—									
<i># of funds in category</i>			204	164	131	61									

Target Date





T. Rowe Price Retirement I 2010 I	TRPAX	Target Date	-3.72	2.38	—	—	✔	7.59	1.20	4.51	✔	—	✔	0.37	✔
<i>percentile rank</i>			88	64	—	—									
<i># of funds in category</i>			129	92	80	58									
T. Rowe Price Retirement I 2015 I	TRFGX	Target Date	-4.58	2.41	—	—	✔	8.46	1.21	4.51	✔	—	✔	0.40	✔
<i>percentile rank</i>			88	68	—	—									
<i># of funds in category</i>			129	99	74	47									
T. Rowe Price Retirement I 2020 I	TRBRX	Target Date	-5.85	2.50	—	—	✔	9.67	1.24	4.51	✔	—	✔	0.43	✔
<i>percentile rank</i>			94	61	—	—									
<i># of funds in category</i>			233	198	156	94									
T. Rowe Price Retirement I 2025 I	TRPHX	Target Date	-7.14	2.42	—	—	✔	10.83	1.22	4.51	✔	—	✖	0.47	✔
<i>percentile rank</i>			96	55	—	—									
<i># of funds in category</i>			235	199	160	84									
T. Rowe Price Retirement I 2030 I	TRPCX	Target Date	-8.34	2.34	—	—	✔	11.88	1.14	4.51	✔	—	✖	0.49	✔
<i>percentile rank</i>			93	45	—	—									
<i># of funds in category</i>			244	209	167	96									
T. Rowe Price Retirement I 2035 I	TRPJX	Target Date	-9.35	2.25	—	—	✔	12.76	1.05	4.51	✔	—	✖	0.50	✔
<i>percentile rank</i>			77	33	—	—									
<i># of funds in category</i>			232	196	157	81									
T. Rowe Price Retirement I 2040 I	TRPDX	Target Date	-10.21	2.14	—	—	✔	13.47	0.99	4.51	✔	—	✖	0.51	✔
<i>percentile rank</i>			60	26	—	—									
<i># of funds in category</i>			244	209	167	96									
T. Rowe Price Retirement I 2045 I	TRPKX	Target Date	-10.90	1.94	—	—	✔	13.97	0.98	4.51	✔	—	✖	0.52	✔
<i>percentile rank</i>			56	26	—	—									
<i># of funds in category</i>			232	196	157	80									
T. Rowe Price Retirement I 2050 I	TRPMX	Target Date	-10.89	1.98	—	—	✔	13.95	0.96	4.51	✔	—	✖	0.52	✔
<i>percentile rank</i>			45	20	—	—									
<i># of funds in category</i>			244	209	167	78									
T. Rowe Price Retirement I 2055 I	TRPNX	Target Date	-10.90	1.97	—	—	✔	13.96	0.95	4.51	✔	—	✖	0.52	✔
<i>percentile rank</i>			37	21	—	—									
<i># of funds in category</i>			232	194	150	31									
T. Rowe Price Retirement I 2060 I	TRPLX	Target Date	-10.88	1.97	—	—	✔	13.96	0.95	4.51	✔	—	✖	0.52	✔
<i>percentile rank</i>			37	22	—	—									
<i># of funds in category</i>			228	150	54	—									

INSPIRE CHARTER SCHOOLS 403B PLAN

Screens Summary (Data as of 03-31-2020)

 Fund Removed from Approved List

 Fund on Watch List

Name	Ticker	Asset Class	Trailing Performance and Risk				Management			Style		Expense			
			1 Yr	3 Yr	5 Yr	10 Yr	Pass/ Fail	Std Dev 3 Yr %	Beta 3 Yr %	Tenure	Pass/ Fail	Style Box	Pass/ Fail	Exp Ratio	Pass/ Fail
Balanced															
American Funds American Balanced R6	RLBGX	Moderate Allocation	-2.07	4.64	5.66	8.67		8.94	0.96	21.26		—		0.27	
<i>percentile rank</i>			<i>15</i>	<i>10</i>	<i>5</i>	<i>4</i>									
<i># of funds in category</i>			<i>689</i>	<i>641</i>	<i>562</i>	<i>413</i>									