

KSM INDUSTRIES INC 401K SAVINGS

Screens Summary (Data as of 03-31-2020)

Fund Removed from Approved List































Fund on Watch List

Name	Ticker	Asset Class	Trailing Performance and Risk				Management			Style		Expense				
			1 Yr	3 Yr	5 Yr	10 Yr	Pass/ Fail	Std Dev 3 Yr %	Beta 3 Yr %	Tenure	Pass/ Fail	Style Box	Pass/ Fail	Exp Ratio	Pass/ Fail	
US Stock																
T. Rowe Price Dividend Growth <i>percentile rank</i> <i># of funds in category</i>	PRDGX	Large Blend	-5.69 15 1,377	6.21 8 1,220	7.15 7 1,054	10.48 8 806		13.48	0.87	20.01				0.62		
Vanguard 500 Index Admiral <i>percentile rank</i> <i># of funds in category</i>	VFIAX	Large Blend Index	-7.01 26 1,377	5.07 20 1,220	6.69 12 1,054	10.49 7 806		15.22	1.00	3.93				0.04		
Vanguard Growth Index Admiral <i>percentile rank</i> <i># of funds in category</i>	VIGAX	Large Growth	1.28 16 1,359	10.09 38 1,241	9.16 34 1,096	12.37 26 818		15.41	1.00	25.27				0.05		
Vanguard Value Index Adm <i>percentile rank</i> <i># of funds in category</i>	VVIAX	Large Value	-14.78 31 1,217	0.42 21 1,112	4.03 11 962	8.64 13 710		16.05	0.95	25.27				0.05		
MFS Mid Cap Growth R6 <i>percentile rank</i> <i># of funds in category</i>	OTCKX	Mid-Cap Growth	-2.58 9 611	11.47 8 567	8.94 8 498	– – 386		16.17	0.91	11.37				0.74		
Vanguard Mid-Cap Value Index Admiral <i>percentile rank</i> <i># of funds in category</i>	VMVAX	Mid-Cap Value	-22.81 32 426	-5.11 25 388	-0.13 24 345	– – 241		19.63	1.00	13.63				0.07		
Vanguard Small Cap Growth Index Admiral <i>percentile rank</i> <i># of funds in category</i>	VSGAX	Small Growth	-15.81 36 635	2.95 39 577	3.27 44 503	– – 383		19.66	0.94	15.26				0.07		
Vanguard Small Cap Value Index Admiral <i>percentile rank</i> <i># of funds in category</i>	VSIAX	Small Value	-29.46 29 432	-8.37 16 407	-2.05 19 356	– – 250		21.84	0.97	3.93				0.07		
Non-US Stock																
JPMorgan Emerging Markets Equity R5 <i>percentile rank</i> <i># of funds in category</i>	JEMOX	Diversified Emerging Mkts	-11.57 8 825	3.23 3 707	– – 580	– – 238		17.95	1.00	14.59				0.89		
Vanguard Developed Markets Index Admiral <i>percentile rank</i> <i># of funds in category</i>	VTMGX	Foreign Large Blend Index	-15.87 57 747	-2.41 52 642	-0.59 32 506	2.74 25 374		15.33	1.00	7.11				0.07		
Vanguard International Growth Adm <i>percentile rank</i> <i># of funds in category</i>	VWILX	Foreign Large Growth	-3.34 12 466	7.26 6 409	5.95 6 340	6.75 10 251		16.73	1.05	17.16				0.32		
Vanguard International Value Inv <i>percentile rank</i> <i># of funds in category</i>	VTRIX	Foreign Large Value	-18.92 33 333	-3.52 16 299	-1.86 15 247	1.61 30 162		16.13	1.09	11.88				0.37		
American Funds New Perspective R6 <i>percentile rank</i> <i># of funds in category</i>	RNPGX	World Stock	-6.37 21 867	5.94 17 756	6.08 13 624	8.68 10 378		14.87	0.93	19.34				0.44		

KSM INDUSTRIES INC 401K SAVINGS

Screens Summary (Data as of 03-31-2020)

 Fund Removed from Approved List
  Fund on Watch List

Name	Ticker	Asset Class	Trailing Performance and Risk				Management			Style		Expense			
			1 Yr	3 Yr	5 Yr	10 Yr	Pass/ Fail	Std Dev 3 Yr %	Beta 3 Yr %	Tenure	Pass/ Fail	Style Box	Pass/ Fail	Exp Ratio	Pass/ Fail
Alternative															
Invesco Balanced-Risk Commodity Strat R6	IBRFX	Commodities Broad Basket	-25.50	-10.26	-7.02	—		13.20	1.01	9.34		—	—	1.01	
<i>percentile rank</i>			64	78	28	—									
<i># of funds in category</i>			129	109	95	35									
Vanguard Real Estate Index Admiral	VGSLX	Real Estate	-16.55	-1.46	0.49	7.89		17.06	0.94	23.90		—		0.12	
<i>percentile rank</i>			40	47	45	39									
<i># of funds in category</i>			263	229	202	138									
Fixed Income															
Eaton Vance Income Fund of Boston I	EIBIX	High Yield Bond	-6.44	0.39	2.24	5.25		7.38	0.90	5.41		—	—	0.79	
<i>percentile rank</i>			35	34	28	17									
<i># of funds in category</i>			701	623	544	339									
American Century Inflation Adjs Bond R5	AIANX	Inflation- Protected Bond	4.84	2.52	2.10	3.00		3.64	1.02	18.35		—	—	0.27	
<i>percentile rank</i>			44	50	38	33									
<i># of funds in category</i>			218	196	173	115									
Metropolitan West Total Return Bd I	MWTIX	Intermediate- Term Bond	8.16	4.64	3.22	4.81		3.26	1.00	23.02		—	—	0.44	
<i>percentile rank</i>			4	6	15	8									
<i># of funds in category</i>			606	530	442	331									
PIMCO Income I2	PONPX	Multisector Bond	-3.26	1.84	3.49	7.24		5.20	0.77	13.01		—	—	1.15	
<i>percentile rank</i>			43	19	6	1									
<i># of funds in category</i>			316	274	229	128									
PIMCO Short-Term I2	PTSPX	Ultrashort Bond	-0.57	1.21	1.47	1.42		2.06	0.02	9.25		—	—	0.60	
<i>percentile rank</i>			76	67	16	17									
<i># of funds in category</i>			204	164	131	61									
PIMCO International Bond (USD-Hdg) I-2	PFBPX	World Bond	2.13	3.48	3.12	5.24		3.09	0.53	5.52		—	—	0.65	
<i>percentile rank</i>			67	24	12	2									
<i># of funds in category</i>			106	74	58	37									
Balanced															
American Funds Capital Income Bldr R6	RIRGX	World Allocation	-8.00	0.53	1.99	5.49		9.58	0.99	28.27				0.28	
<i>percentile rank</i>			31	27	12	4									
<i># of funds in category</i>			476	406	338	210									