

MERCIER ELECTRIC COMPANY INC

Screens Summary (Data as of 03-31-2020)

Fund Removed from Approved List

Fund on Watch List

Name	Ticker	Asset Class	Trailing Performance and Risk				Management			Style		Expense			
			1 Yr	3 Yr	5 Yr	10 Yr	Pass/ Fail	Std Dev 3 Yr %	Beta 3 Yr %	Tenure	Pass/ Fail	Style Box	Pass/ Fail	Exp Ratio	Pass/ Fail
US Stock															
Vanguard 500 Index Admiral	VFIAX	Large Blend Index	-7.01	5.07	6.69	10.49		15.22	1.00	3.93				0.04	
<i>percentile rank</i>			26	20	12	7									
<i># of funds in category</i>			1,377	1,220	1,054	806									
Fidelity® Contrafund®	FCNTX	Large Growth	-2.00	9.68	8.96	11.90		15.73	1.01	29.56				0.85	
<i>percentile rank</i>			44	42	36	36									
<i># of funds in category</i>			1,359	1,241	1,096	818									
American Funds Washington Mutual R6	RWMGX	Large Value	-10.45	3.57	5.67	9.96		14.11	0.91	22.76				0.29	
<i>percentile rank</i>			62	49	38	29									
<i># of funds in category</i>			1,377	1,220	1,054	806									
Vanguard Mid Cap Index Admiral	VIMAX	Mid-Cap Blend	-16.65	-0.26	2.08	8.86		17.84	0.97	21.88				0.05	
<i>percentile rank</i>			20	13	13	8									
<i># of funds in category</i>			402	363	288	216									
Carillon Eagle Small Cap Growth I	HSIIX	Small Growth	-18.60	-1.20	1.88	8.93		20.81	0.99	24.27				0.76	
<i>percentile rank</i>			59	68	65	55									
<i># of funds in category</i>			635	577	503	383									
Delaware Small Cap Value Instl	DEVIX	Small Value	-28.20	-9.72	-2.05	5.75		23.22	1.02	22.93				0.90	
<i>percentile rank</i>			24	31	19	12									
<i># of funds in category</i>			432	407	356	250									
Non-US Stock															
JPMorgan Emerging Markets Equity R5	JEMOX	Diversified Emerging Mkts	-11.57	3.23	-	-		17.95	1.00	14.59				0.89	
<i>percentile rank</i>			8	3	-	-									
<i># of funds in category</i>			825	707	580	238									
American Funds Europacific Growth R6	REGGX	Foreign Large Blend	-12.70	0.28	0.91	3.97		15.57	1.03	18.84				0.49	
<i>percentile rank</i>			85	69	57	59									
<i># of funds in category</i>			466	409	340	251									
Vanguard Developed Markets Index Admiral	VTMGX	Foreign Large Blend Index	-15.87	-2.41	-0.59	2.74		15.33	1.00	7.11				0.07	
<i>percentile rank</i>			57	52	32	25									
<i># of funds in category</i>			747	642	506	374									
Alternative															
Vanguard Real Estate Index Admiral	VGSLX	Real Estate	-16.55	-1.46	0.49	7.89		17.06	0.94	23.90		—		0.12	
<i>percentile rank</i>			40	47	45	39									
<i># of funds in category</i>			263	229	202	138									
Fixed Income															
BlackRock Inflation Protected Bond Instl	BPRIX	Inflation-Protected Bond	5.59	2.83	2.06	2.95		3.40	0.97	3.13		—	—	0.65	
<i>percentile rank</i>			36	38	40	39									
<i># of funds in category</i>			218	196	173	115									

MERCIER ELECTRIC COMPANY INC

Screens Summary (Data as of 03-31-2020)

⊖ Fund Removed from Approved List ⚠ Fund on Watch List

Name	Ticker	Asset Class	Trailing Performance and Risk				Management			Style		Expense			
			1 Yr	3 Yr	5 Yr	10 Yr	Pass/ Fail	Std Dev 3 Yr %	Beta 3 Yr %	Tenure	Pass/ Fail	Style Box	Pass/ Fail	Exp Ratio	Pass/ Fail
Baird Aggregate Bond Inst	BAGIX	Intermediate-Term Bond	7.55	4.54	3.37	4.55	✔	3.44	1.03	19.52	✔	☒	—	0.30	✔
<i>percentile rank</i>			40	25	9	6									
<i># of funds in category</i>			430	385	332	254									
PIMCO Income I2	PONPX	Multisector Bond	-3.26	1.84	3.49	7.24	✔	5.20	0.77	13.01	✔	—	—	1.15	✔
<i>percentile rank</i>			43	19	6	1									
<i># of funds in category</i>			316	274	229	128									
Federated Government Ultrashrt Dur Instl	FGUSX	Ultrashort Bond	1.80	1.69	1.10	0.75	⊕	0.38	0.04	22.74	✔	—	—	0.26	✔
<i>percentile rank</i>			21	28	65	75									
<i># of funds in category</i>			204	164	131	61									











Target Date															
Vanguard Target Retirement 2015 Inv	VTXVX	Target Date	-0.22	3.61	3.55	6.03	✔	6.11	0.88	7.11	✔	—	✔	0.13	✔
<i>percentile rank</i>			16	22	9	19									
<i># of funds in category</i>			129	99	74	47									
Vanguard Target Retirement 2020 Inv	VTWNX	Target Date	-2.64	3.28	3.58	6.39	✔	8.04	1.04	7.11	✔	—	✔	0.13	✔
<i>percentile rank</i>			41	22	11	9									
<i># of funds in category</i>			233	198	156	94									
Vanguard Target Retirement 2025 Inv	VTTVX	Target Date	-4.31	3.07	3.60	6.65	✔	9.43	1.06	7.11	✔	—	✔	0.13	✔
<i>percentile rank</i>			43	24	13	12									
<i># of funds in category</i>			235	199	160	84									
Vanguard Target Retirement 2030 Inv	VTHRX	Target Date	-5.78	2.80	3.56	6.87	✔	10.56	1.02	7.11	✔	—	✔	0.14	✔
<i>percentile rank</i>			40	27	19	17									
<i># of funds in category</i>			244	209	167	96									
Vanguard Target Retirement 2035 Inv	VTTX	Target Date	-7.25	2.53	3.51	7.07	✔	11.69	0.97	7.11	✔	—	✔	0.14	✔
<i>percentile rank</i>			35	23	16	15									
<i># of funds in category</i>			232	196	157	81									
Vanguard Target Retirement 2040 Inv	VFORX	Target Date	-8.74	2.23	3.43	7.18	✔	12.82	0.95	7.11	✔	—	✔	0.14	✔
<i>percentile rank</i>			34	24	17	15									
<i># of funds in category</i>			244	209	167	96									
Vanguard Target Retirement 2045 Inv	VTIVX	Target Date	-10.21	1.77	3.21	7.07	✔	13.75	0.96	7.11	✔	—	✔	0.15	✔
<i>percentile rank</i>			37	33	20	16									
<i># of funds in category</i>			232	196	157	80									
Vanguard Target Retirement 2050 Inv	VFIFX	Target Date	-10.17	1.79	3.23	7.07	✔	13.75	0.95	7.11	✔	—	✔	0.15	✔
<i>percentile rank</i>			24	26	19	19									
<i># of funds in category</i>			244	209	167	78									
Vanguard Target Retirement 2055 Inv	VFFVX	Target Date	-10.21	1.78	3.19	—	✔	13.75	0.94	7.11	✔	—	✔	0.15	✔
<i>percentile rank</i>			23	28	21	—									
<i># of funds in category</i>			232	194	150	31									
Vanguard Target Retirement 2060 Inv	VTTX	Target Date	-10.18	1.79	3.20	—	✔	13.75	0.94	7.11	✔	—	✔	0.15	✔
<i>percentile rank</i>			21	32	36	—									
<i># of funds in category</i>			228	150	54	—									
Vanguard Target Retirement 2065 Inv	VLXVX	Target Date	-10.23	—	—	—	—	—	—	2.72	⊕	—	✔	0.15	✔
<i>percentile rank</i>			23	—	—	—									
<i># of funds in category</i>			228	150	54	—									

MERCIER ELECTRIC COMPANY INC

Screens Summary (Data as of 03-31-2020)

 Fund Removed from Approved List

 Fund on Watch List

Name	Ticker	Asset Class	Trailing Performance and Risk				Management			Style		Expense			
			1 Yr	3 Yr	5 Yr	10 Yr	Pass/ Fail	Std Dev 3 Yr %	Beta 3 Yr %	Tenure	Pass/ Fail	Style Box	Pass/ Fail	Exp Ratio	Pass/ Fail
Vanguard Target Retirement Income Inv	VTINX	Target Date	0.91	3.38	3.17	4.92		4.94	0.86	7.11		—		0.12	
<i>percentile rank</i>			<i>29</i>	<i>13</i>	<i>10</i>	<i>17</i>									
<i># of funds in category</i>			<i>186</i>	<i>157</i>	<i>136</i>	<i>89</i>									
Balanced															
 BlackRock Global Allocation Instl	MALOX	World Allocation	-4.15	1.23	1.72	4.23		9.07	0.96	3.25				0.80	
<i>percentile rank</i>			<i>11</i>	<i>15</i>	<i>17</i>	<i>37</i>									
<i># of funds in category</i>			<i>476</i>	<i>406</i>	<i>338</i>	<i>210</i>									