

MONTALBANO INC 401K PROFIT SHARING

Screens Summary (Data as of 03-31-2020)

Fund Removed from Approved List

Fund on Watch List

Name	Ticker	Asset Class	Trailing Performance and Risk				Management			Style		Expense			
			1 Yr	3 Yr	5 Yr	10 Yr	Pass/ Fail	Std Dev 3 Yr %	Beta 3 Yr %	Tenure	Pass/ Fail	Style Box	Pass/ Fail	Exp Ratio	Pass/ Fail
US Stock															
Vanguard FTSE Social Index Admiral <i>percentile rank</i> <i># of funds in category</i>	VFTAX	Large Blend Index	-5.77 16 1,377	- - 1,220	- - 1,054	- - 806	—	-	-	4.28				0.14	
State St Russell Lg Cap Gr® Indx NL Cl C <i>percentile rank</i> <i># of funds in category</i>		Large Growth	0.94 19 1,359	11.27 29 1,241	10.32 18 1,096	12.92 15 818		15.38	1.00	20.84				-	—
DFA US Large Cap Value I <i>percentile rank</i> <i># of funds in category</i>	DFLVX	Large Value	-22.47 86 1,217	-4.46 82 1,112	0.75 65 962	7.55 35 710		19.39	1.15	8.09				0.28	
MFS Mid Cap Growth R6 <i>percentile rank</i> <i># of funds in category</i>	OTCKX	Mid-Cap Growth	-2.58 9 611	11.47 8 567	8.94 8 498	- - 386		16.17	0.91	11.37				0.74	
State St Russell Sm Cap® Gr Indx NL Cl C <i>percentile rank</i> <i># of funds in category</i>		Small Growth	-18.66 61 635	-0.05 63 577	1.60 70 503	8.77 57 383		20.74	1.00	10.66				-	—
State St Russell Sm Cp® Val Indx NL Cl C <i>percentile rank</i> <i># of funds in category</i>		Small Value	-29.30 28 432	-9.32 25 407	-2.35 20 356	4.82 30 250		22.19	0.99	10.66				-	—
Non-US Stock															
Vanguard Emerging Mkts Stock Idx Adm <i>percentile rank</i> <i># of funds in category</i>	VEMAX	Diversified Emerging Mkts	-18.47 45 825	-2.78 42 707	-1.15 48 580	0.32 50 238		17.34	0.98	11.59				0.14	
American Funds Europacific Growth R6 <i>percentile rank</i> <i># of funds in category</i>	REGGX	Foreign Large Blend	-12.70 85 466	0.28 69 409	0.91 57 340	3.97 59 251		15.57	1.03	18.84				0.49	
Vanguard Developed Markets Index Admiral <i>percentile rank</i> <i># of funds in category</i>	VTMGX	Foreign Large Blend Index	-15.87 57 747	-2.41 52 642	-0.59 32 506	2.74 25 374		15.33	1.00	7.11				0.07	
Alternative															
Vanguard Real Estate Index Admiral <i>percentile rank</i> <i># of funds in category</i>	VGSLX	Real Estate	-16.55 40 263	-1.46 47 229	0.49 45 202	7.89 39 138		17.06	0.94	23.90		—		0.12	
Fixed Income															
Western Asset Core Plus Bond IS <i>percentile rank</i> <i># of funds in category</i>	WAPSX	Core Plus Bond	5.34 41 606	4.34 10 530	3.76 3 442	4.99 6 331		4.62	1.08	13.26		—	—	0.42	

MONTALBANO INC 401K PROFIT SHARING

Screens Summary (Data as of 03-31-2020)

⊖ Fund Removed from Approved List
 ! Fund on Watch List


Name	Ticker	Asset Class	Trailing Performance and Risk				Management			Style		Expense			
			1 Yr	3 Yr	5 Yr	10 Yr	Pass/ Fail	Std Dev 3 Yr %	Beta 3 Yr %	Tenure	Pass/ Fail	Style Box	Pass/ Fail	Exp Ratio	Pass/ Fail
! PIMCO Real Return Instl percentile rank # of funds in category	PRRIX	Inflation-Protected Bond	5.61 35 218	3.02 32 196	2.30 33 173	3.34 19 115	✓	3.40	0.96	1.22	✗	—	—	0.98	✗
American Century Diversified Bond R6 percentile rank # of funds in category	ADDVX	Intermediate-Term Bond	7.34 44 430	3.98 51 385	2.88 49 332	— — 254	✓	3.45	1.04	18.34	✓	☒	—	0.35	✓
PIMCO Short-Term Instl percentile rank # of funds in category	PTSHX	Ultrashort Bond	-0.48 74 204	1.31 62 164	1.57 7 131	1.52 14 61	✓	2.06	0.02	9.25	✓	—	—	0.50	✓

Target Date







Vanguard Target Retirement 2015 Inv percentile rank # of funds in category	VTXVX	Target Date	-0.22 16 129	3.61 22 99	3.55 9 74	6.03 19 47	✓	6.11	0.88	7.11	✓	—	✓	0.13	✓
Vanguard Target Retirement 2020 Inv percentile rank # of funds in category	VTWNX	Target Date	-2.64 41 233	3.28 22 198	3.58 11 156	6.39 9 94	✓	8.04	1.04	7.11	✓	—	✓	0.13	✓
Vanguard Target Retirement 2025 Inv percentile rank # of funds in category	VTTVX	Target Date	-4.31 43 235	3.07 24 199	3.60 13 160	6.65 12 84	✓	9.43	1.06	7.11	✓	—	✓	0.13	✓
Vanguard Target Retirement 2030 Inv percentile rank # of funds in category	VTHRX	Target Date	-5.78 40 244	2.80 27 209	3.56 19 167	6.87 17 96	✓	10.56	1.02	7.11	✓	—	✓	0.14	✓
Vanguard Target Retirement 2035 Inv percentile rank # of funds in category	VTTX	Target Date	-7.25 35 232	2.53 23 196	3.51 16 157	7.07 15 81	✓	11.69	0.97	7.11	✓	—	✓	0.14	✓
Vanguard Target Retirement 2040 Inv percentile rank # of funds in category	VFORX	Target Date	-8.74 34 244	2.23 24 209	3.43 17 167	7.18 15 96	✓	12.82	0.95	7.11	✓	—	✓	0.14	✓
Vanguard Target Retirement 2045 Inv percentile rank # of funds in category	VTIVX	Target Date	-10.21 37 232	1.77 33 196	3.21 20 157	7.07 16 80	✓	13.75	0.96	7.11	✓	—	✓	0.15	✓
Vanguard Target Retirement 2050 Inv percentile rank # of funds in category	VFIFX	Target Date	-10.17 24 244	1.79 26 209	3.23 19 167	7.07 19 78	✓	13.75	0.95	7.11	✓	—	✓	0.15	✓
Vanguard Target Retirement 2055 Inv percentile rank # of funds in category	VFFVX	Target Date	-10.21 23 232	1.78 28 194	3.19 21 150	— — 31	✓	13.75	0.94	7.11	✓	—	✓	0.15	✓
Vanguard Target Retirement 2060 Inv percentile rank # of funds in category	VTTX	Target Date	-10.18 21 228	1.79 32 150	3.20 36 54	— — —	✓	13.75	0.94	7.11	✓	—	✓	0.15	✓
Vanguard Target Retirement 2065 Inv percentile rank # of funds in category	VLXVX	Target Date	-10.23 23 228	— — 150	— — 54	— — —	—	—	—	2.72	✗	—	✓	0.15	✓

MONTALBANO INC 401K PROFIT SHARING

Screens Summary (Data as of 03-31-2020)

 Fund Removed from Approved List

 Fund on Watch List

Name	Ticker	Asset Class	Trailing Performance and Risk				Management			Style		Expense			
			1 Yr	3 Yr	5 Yr	10 Yr	Pass/ Fail	Std Dev 3 Yr %	Beta 3 Yr %	Tenure	Pass/ Fail	Style Box	Pass/ Fail	Exp Ratio	Pass/ Fail
Vanguard Target Retirement Income Inv	VTINX	Target Date	0.91	3.38	3.17	4.92		4.94	0.86	7.11		—		0.12	
<i>percentile rank</i>			<i>29</i>	<i>13</i>	<i>10</i>	<i>17</i>									
<i># of funds in category</i>			<i>186</i>	<i>157</i>	<i>136</i>	<i>89</i>									
Balanced															
American Funds Capital Income Bldr R6	RIRGX	World Allocation	-8.00	0.53	1.99	5.49		9.58	0.99	28.27				0.28	
<i>percentile rank</i>			<i>31</i>	<i>27</i>	<i>12</i>	<i>4</i>									
<i># of funds in category</i>			<i>476</i>	<i>406</i>	<i>338</i>	<i>210</i>									