

# OTIS R BOWEN CENTER 403B PLAN

## Screens Summary (Data as of 03-31-2020)

⊖ Fund Removed from Approved List    ⚠ Fund on Watch List

Name	Ticker	Asset Class	Trailing Performance and Risk				Management			Style		Expense				
			1 Yr	3 Yr	5 Yr	10 Yr	Pass/ Fail	Std Dev 3 Yr %	Beta 3 Yr %	Tenure	Pass/ Fail	Style Box	Pass/ Fail	Exp Ratio	Pass/ Fail	
<b>US Stock</b>																
Vanguard 500 Index Admiral	VFIAX	Large Blend Index	-7.01	5.07	6.69	10.49	✓	15.22	1.00	3.93	✓	■	✓	0.04	✓	
<i>percentile rank</i>			26	20	12	7										
<i># of funds in category</i>			1,377	1,220	1,054	806										
MFS Growth R6	MFEKX	Large Growth	3.27	14.24	11.74	—	✓	15.01	0.95	18.01	✓	■	✓	0.56	✓	
<i>percentile rank</i>			6	7	7	—										
<i># of funds in category</i>			1,359	1,241	1,096	818										
Invesco Diversified Dividend R6	LCEFX	Large Value	-14.75	-2.24	1.90	—	✓	14.00	0.81	17.26	✓	■	✓	0.41	✓	
<i>percentile rank</i>			30	54	41	—										
<i># of funds in category</i>			1,217	1,112	962	710										
Vanguard Mid Cap Index Admiral	VIMAX	Mid-Cap Blend	-16.65	-0.26	2.08	8.86	✓	17.84	0.97	21.88	✓	■	✓	0.05	✓	
<i>percentile rank</i>			20	13	13	8										
<i># of funds in category</i>			402	363	288	216										
PGIM Jennison Small Company R6	PJSQX	Small Growth	-28.30	-6.55	-2.04	—	✓	22.74	1.06	6.35	✓	■	✘	0.69	✓	
<i>percentile rank</i>			93	92	91	—										
<i># of funds in category</i>			635	577	503	383										
DFA US Small Cap Value I	DFSVX	Small Value	-35.36	-12.74	-5.43	4.16	✓	24.74	1.10	8.09	✓	■	✓	0.53	✓	
<i>percentile rank</i>			74	72	72	50										
<i># of funds in category</i>			432	407	356	250										
<b>Non-US Stock</b>																
Invesco Oppenheimer Developing Mkts R6	ODVIX	Diversified Emerging Mkts	-14.50	1.09	1.49	—	✓	16.67	0.94	12.93	✓	■	✓	0.83	✓	
<i>percentile rank</i>			20	11	12	—										
<i># of funds in category</i>			825	707	580	238										
American Funds Intl Gr and Inc R6	RIGGX	Foreign Large Blend	-14.78	-1.61	-0.91	2.96	✓	16.02	1.04	11.50	✓	■	✓	0.57	✓	
<i>percentile rank</i>			40	28	46	17										
<i># of funds in category</i>			747	642	506	374										
Vanguard Developed Markets Index Admiral	VTMGX	Foreign Large Blend Index	-15.87	-2.41	-0.59	2.74	✓	15.33	1.00	7.11	✓	■	✓	0.07	✓	
<i>percentile rank</i>			57	52	32	25										
<i># of funds in category</i>			747	642	506	374										
<b>Alternative</b>																
Vanguard Real Estate Index Admiral	VGSLX	Real Estate	-16.55	-1.46	0.49	7.89	✓	17.06	0.94	23.90	✓	—	✓	0.12	✓	
<i>percentile rank</i>			40	47	45	39										
<i># of funds in category</i>			263	229	202	138										
<b>Fixed Income</b>																
Vanguard Inflation-Protected Secs Adm	VAIPX	Inflation-Protected Bond	6.69	3.28	2.56	3.39	✓	3.27	0.94	8.62	✓	—	—	0.10	✓	
<i>percentile rank</i>			24	26	20	15										
<i># of funds in category</i>			218	196	173	115										

# OTIS R BOWEN CENTER 403B PLAN

## Screens Summary (Data as of 03-31-2020)

⊖ Fund Removed from Approved List    ⚠ Fund on Watch List

Name	Ticker	Asset Class	Trailing Performance and Risk							Management		Style		Expense	
			1 Yr	3 Yr	5 Yr	10 Yr	Pass/ Fail	Std Dev 3 Yr %	Beta 3 Yr %	Tenure	Pass/ Fail	Style Box	Pass/ Fail	Exp Ratio	Pass/ Fail
Baird Aggregate Bond Inst	BAGIX	Intermediate-Term Bond	7.55	4.54	3.37	4.55	✔	3.44	1.03	19.52	✔	☒	—	0.30	✔
<i>percentile rank</i>			40	25	9	6									
<i># of funds in category</i>			430	385	332	254									
PIMCO Income Instl	PIMIX	Multisector Bond	-3.16	1.94	3.59	7.34	✔	5.20	0.77	13.01	✔	—	—	1.05	✔
<i>percentile rank</i>			42	18	5	1									
<i># of funds in category</i>			316	274	229	128									
Federated Government Ultrashrt Dur R6	FGULX	Ultrashort Bond	1.82	1.68	—	—	✔	0.38	0.04	22.74	✔	—	—	0.24	✔
<i>percentile rank</i>			21	29	—	—									
<i># of funds in category</i>			204	164	131	61									

### Target Date









Vanguard Target Retirement 2015 Inv	VTXVX	Target Date	-0.22	3.61	3.55	6.03	✔	6.11	0.88	7.11	✔	—	✔	0.13	✔
<i>percentile rank</i>			16	22	9	19									
<i># of funds in category</i>			129	99	74	47									
Vanguard Target Retirement 2020 Inv	VTWNX	Target Date	-2.64	3.28	3.58	6.39	✔	8.04	1.04	7.11	✔	—	✔	0.13	✔
<i>percentile rank</i>			41	22	11	9									
<i># of funds in category</i>			233	198	156	94									
Vanguard Target Retirement 2025 Inv	VTTVX	Target Date	-4.31	3.07	3.60	6.65	✔	9.43	1.06	7.11	✔	—	✔	0.13	✔
<i>percentile rank</i>			43	24	13	12									
<i># of funds in category</i>			235	199	160	84									
Vanguard Target Retirement 2030 Inv	VTHRX	Target Date	-5.78	2.80	3.56	6.87	✔	10.56	1.02	7.11	✔	—	✔	0.14	✔
<i>percentile rank</i>			40	27	19	17									
<i># of funds in category</i>			244	209	167	96									
Vanguard Target Retirement 2035 Inv	VTTX	Target Date	-7.25	2.53	3.51	7.07	✔	11.69	0.97	7.11	✔	—	✔	0.14	✔
<i>percentile rank</i>			35	23	16	15									
<i># of funds in category</i>			232	196	157	81									
Vanguard Target Retirement 2040 Inv	VFORX	Target Date	-8.74	2.23	3.43	7.18	✔	12.82	0.95	7.11	✔	—	✔	0.14	✔
<i>percentile rank</i>			34	24	17	15									
<i># of funds in category</i>			244	209	167	96									
Vanguard Target Retirement 2045 Inv	VTIVX	Target Date	-10.21	1.77	3.21	7.07	✔	13.75	0.96	7.11	✔	—	✔	0.15	✔
<i>percentile rank</i>			37	33	20	16									
<i># of funds in category</i>			232	196	157	80									
Vanguard Target Retirement 2050 Inv	VFIFX	Target Date	-10.17	1.79	3.23	7.07	✔	13.75	0.95	7.11	✔	—	✔	0.15	✔
<i>percentile rank</i>			24	26	19	19									
<i># of funds in category</i>			244	209	167	78									
Vanguard Target Retirement 2055 Inv	VFFVX	Target Date	-10.21	1.78	3.19	—	✔	13.75	0.94	7.11	✔	—	✔	0.15	✔
<i>percentile rank</i>			23	28	21	—									
<i># of funds in category</i>			232	194	150	31									
Vanguard Target Retirement 2060 Inv	VTTX	Target Date	-10.18	1.79	3.20	—	✔	13.75	0.94	7.11	✔	—	✔	0.15	✔
<i>percentile rank</i>			21	32	36	—									
<i># of funds in category</i>			228	150	54	—									
Vanguard Target Retirement 2065 Inv	VLXVX	Target Date	-10.23	—	—	—	—	—	—	2.72	✖	—	✔	0.15	✔
<i>percentile rank</i>			23	—	—	—									
<i># of funds in category</i>			228	150	54	—									

# OTIS R BOWEN CENTER 403B PLAN

## Screens Summary (Data as of 03-31-2020)

 Fund Removed from Approved List

 Fund on Watch List

Name	Ticker	Asset Class	Trailing Performance and Risk							Management		Style		Expense	
			1 Yr	3 Yr	5 Yr	10 Yr	Pass/ Fail	Std Dev 3 Yr %	Beta 3 Yr %	Tenure	Pass/ Fail	Style Box	Pass/ Fail	Exp Ratio	Pass/ Fail
Vanguard Target Retirement Income Inv	VTINX	Target Date	0.91	3.38	3.17	4.92		4.94	0.86	7.11		—		0.12	
<i>percentile rank</i>			<i>29</i>	<i>13</i>	<i>10</i>	<i>17</i>									
<i># of funds in category</i>			<i>186</i>	<i>157</i>	<i>136</i>	<i>89</i>									
<b>Balanced</b>															
American Funds American Balanced R6	RLBGX	Moderate Allocation	-2.07	4.64	5.66	8.67		8.94	0.96	21.26		—		0.27	
<i>percentile rank</i>			<i>15</i>	<i>10</i>	<i>5</i>	<i>4</i>									
<i># of funds in category</i>			<i>689</i>	<i>641</i>	<i>562</i>	<i>413</i>									