

PIONEER COMMUNITY ENERGY 457B PLAN

Screens Summary (Data as of 03-31-2020)

⊖ Fund Removed from Approved List ⚠ Fund on Watch List

Name	Ticker	Asset Class	Trailing Performance and Risk				Management			Style		Expense			
			1 Yr	3 Yr	5 Yr	10 Yr	Pass/ Fail	Std Dev 3 Yr %	Beta 3 Yr %	Tenure	Pass/ Fail	Style Box	Pass/ Fail	Exp Ratio	Pass/ Fail
US Stock															
Vanguard 500 Index Admiral	VFIAX	Large Blend Index	-7.01	5.07	6.69	10.49	✔	15.22	1.00	3.93	✔	☐	✔	0.04	✔
<i>percentile rank</i>			26	20	12	7									
<i># of funds in category</i>			1,377	1,220	1,054	806									
MFS Growth R6	MFEKX	Large Growth	3.27	14.24	11.74	—	✔	15.01	0.95	18.01	✔	☐	✔	0.56	✔
<i>percentile rank</i>			6	7	7	—									
<i># of funds in category</i>			1,359	1,241	1,096	818									
Invesco Diversified Dividend R6	LCEFX	Large Value	-14.75	-2.24	1.90	—	✔	14.00	0.81	17.26	✔	☐	✔	0.41	✔
<i>percentile rank</i>			30	54	41	—									
<i># of funds in category</i>			1,217	1,112	962	710									
Vanguard Mid Cap Index Admiral	VIMAX	Mid-Cap Blend	-16.65	-0.26	2.08	8.86	✔	17.84	0.97	21.88	✔	☐	✔	0.05	✔
<i>percentile rank</i>			20	13	13	8									
<i># of funds in category</i>			402	363	288	216									
PGIM Jennison Small Company R6	PJSQX	Small Growth	-28.30	-6.55	-2.04	—	✔	22.74	1.06	6.35	✔	☐	✖	0.69	✔
<i>percentile rank</i>			93	92	91	—									
<i># of funds in category</i>			635	577	503	383									
DFA US Small Cap Value I	DFSVX	Small Value	-35.36	-12.74	-5.43	4.16	✔	24.74	1.10	8.09	✔	☐	✔	0.53	✔
<i>percentile rank</i>			74	72	72	50									
<i># of funds in category</i>			432	407	356	250									
Non-US Stock															
Invesco Oppenheimer Developing Mkts R6	ODVIX	Diversified Emerging Mkts	-14.50	1.09	1.49	—	✔	16.67	0.94	12.93	✔	☐	✔	0.83	✔
<i>percentile rank</i>			20	11	12	—									
<i># of funds in category</i>			825	707	580	238									
American Funds Intl Gr and Inc R6	RIGGX	Foreign Large Blend	-14.78	-1.61	-0.91	2.96	✔	16.02	1.04	11.50	✔	☐	✔	0.57	✔
<i>percentile rank</i>			40	28	46	17									
<i># of funds in category</i>			747	642	506	374									
Vanguard Developed Markets Index Admiral	VTMGX	Foreign Large Blend Index	-15.87	-2.41	-0.59	2.74	✔	15.33	1.00	7.11	✔	☐	✔	0.07	✔
<i>percentile rank</i>			57	52	32	25									
<i># of funds in category</i>			747	642	506	374									
Alternative															
Vanguard Real Estate Index Admiral	VGSLX	Real Estate	-16.55	-1.46	0.49	7.89	✔	17.06	0.94	23.90	✔	—	✔	0.12	✔
<i>percentile rank</i>			40	47	45	39									
<i># of funds in category</i>			263	229	202	138									
Fixed Income															
Vanguard Inflation-Protected Secs Adm	VAIPX	Inflation-Protected Bond	6.69	3.28	2.56	3.39	✔	3.27	0.94	8.62	✔	—	—	0.10	✔
<i>percentile rank</i>			24	26	20	15									
<i># of funds in category</i>			218	196	173	115									

PIONEER COMMUNITY ENERGY 457B PLAN

Screens Summary (Data as of 03-31-2020)

⊖ Fund Removed from Approved List ⚠ Fund on Watch List

Name	Ticker	Asset Class	Trailing Performance and Risk				Management			Style		Expense			
			1 Yr	3 Yr	5 Yr	10 Yr	Pass/ Fail	Std Dev 3 Yr %	Beta 3 Yr %	Tenure	Pass/ Fail	Style Box	Pass/ Fail	Exp Ratio	Pass/ Fail
Baird Aggregate Bond Inst <i>percentile rank</i> <i># of funds in category</i>	BAGIX	Intermediate-Term Bond	7.55 40 430	4.54 25 385	3.37 9 332	4.55 6 254	✔	3.44	1.03	19.52	✔	☒	—	0.30	✔
PIMCO Income Instl <i>percentile rank</i> <i># of funds in category</i>	PIMIX	Multisector Bond	-3.16 42 316	1.94 18 274	3.59 5 229	7.34 1 128	✔	5.20	0.77	13.01	✔	—	—	1.05	✔
Federated Government Ultrashrt Dur R6 <i>percentile rank</i> <i># of funds in category</i>	FGULX	Ultrashort Bond	1.82 21 204	1.68 29 164	— — 131	— — 61	✔	0.38	0.04	22.74	✔	—	—	0.24	✔

Target Date







Vanguard Target Retirement 2015 Inv <i>percentile rank</i> <i># of funds in category</i>	VTXVX	Target Date	-0.22 16 129	3.61 22 99	3.55 9 74	6.03 19 47	✔	6.11	0.88	7.11	✔	—	✔	0.13	✔
Vanguard Target Retirement 2020 Inv <i>percentile rank</i> <i># of funds in category</i>	VTWNX	Target Date	-2.64 41 233	3.28 22 198	3.58 11 156	6.39 9 94	✔	8.04	1.04	7.11	✔	—	✔	0.13	✔
Vanguard Target Retirement 2025 Inv <i>percentile rank</i> <i># of funds in category</i>	VTTVX	Target Date	-4.31 43 235	3.07 24 199	3.60 13 160	6.65 12 84	✔	9.43	1.06	7.11	✔	—	✔	0.13	✔
Vanguard Target Retirement 2030 Inv <i>percentile rank</i> <i># of funds in category</i>	VTHRX	Target Date	-5.78 40 244	2.80 27 209	3.56 19 167	6.87 17 96	✔	10.56	1.02	7.11	✔	—	✔	0.14	✔
Vanguard Target Retirement 2035 Inv <i>percentile rank</i> <i># of funds in category</i>	VTTX	Target Date	-7.25 35 232	2.53 23 196	3.51 16 157	7.07 15 81	✔	11.69	0.97	7.11	✔	—	✔	0.14	✔
Vanguard Target Retirement 2040 Inv <i>percentile rank</i> <i># of funds in category</i>	VFORX	Target Date	-8.74 34 244	2.23 24 209	3.43 17 167	7.18 15 96	✔	12.82	0.95	7.11	✔	—	✔	0.14	✔
Vanguard Target Retirement 2045 Inv <i>percentile rank</i> <i># of funds in category</i>	VTIVX	Target Date	-10.21 37 232	1.77 33 196	3.21 20 157	7.07 16 80	✔	13.75	0.96	7.11	✔	—	✔	0.15	✔
Vanguard Target Retirement 2050 Inv <i>percentile rank</i> <i># of funds in category</i>	VFIFX	Target Date	-10.17 24 244	1.79 26 209	3.23 19 167	7.07 19 78	✔	13.75	0.95	7.11	✔	—	✔	0.15	✔
Vanguard Target Retirement 2055 Inv <i>percentile rank</i> <i># of funds in category</i>	VFFVX	Target Date	-10.21 23 232	1.78 28 194	3.19 21 150	— — 31	✔	13.75	0.94	7.11	✔	—	✔	0.15	✔
Vanguard Target Retirement 2060 Inv <i>percentile rank</i> <i># of funds in category</i>	VTTX	Target Date	-10.18 21 228	1.79 32 150	3.20 36 54	— — —	✔	13.75	0.94	7.11	✔	—	✔	0.15	✔
Vanguard Target Retirement 2065 Inv <i>percentile rank</i> <i># of funds in category</i>	VLXVX	Target Date	-10.23 23 228	— — 150	— — 54	— — —	—	—	—	2.72	✖	—	✔	0.15	✔

PIONEER COMMUNITY ENERGY 457B PLAN

Screens Summary (Data as of 03-31-2020)

 Fund Removed from Approved List

 Fund on Watch List

Name	Ticker	Asset Class	Trailing Performance and Risk				Management			Style		Expense			
			1 Yr	3 Yr	5 Yr	10 Yr	Pass/ Fail	Std Dev 3 Yr %	Beta 3 Yr %	Tenure	Pass/ Fail	Style Box	Pass/ Fail	Exp Ratio	Pass/ Fail
Vanguard Target Retirement Income Inv	VTINX	Target Date	0.91	3.38	3.17	4.92		4.94	0.86	7.11		—		0.12	
<i>percentile rank</i>			<i>29</i>	<i>13</i>	<i>10</i>	<i>17</i>									
<i># of funds in category</i>			<i>186</i>	<i>157</i>	<i>136</i>	<i>89</i>									
Balanced															
American Funds American Balanced R6	RLBGX	Moderate Allocation	-2.07	4.64	5.66	8.67		8.94	0.96	21.26		—		0.27	
<i>percentile rank</i>			<i>15</i>	<i>10</i>	<i>5</i>	<i>4</i>									
<i># of funds in category</i>			<i>689</i>	<i>641</i>	<i>562</i>	<i>413</i>									